

Weekly SLA Customer Report

Customer LLG_Production
 Database ID 148



Harddisk Usage LLG_ABSAPPS01

	Free disk space on C: (%)	Total disk space on C: (Gb)	Used disk space on C: (Gb)	Free disk space on D: (%)	Total disk space on D: (Gb)	Used disk space on D: (Gb)
10/12/2025	78	500	110	98	393	7
10/11/2025	78	500	111	98	393	7
10/10/2025	78	500	111	98	393	7
10/9/2025	78	500	110	98	393	7
10/8/2025	78	500	110	98	393	7
10/7/2025	78	500	111	98	393	7
10/6/2025	78	500	112	98	393	7

Harddisk Usage LLG_ABSApps02

	Free disk space on C: (%)	Total disk space on C: (Gb)	Used disk space on C: (Gb)	Free disk space on D: (%)	Total disk space on D: (Gb)	Used disk space on D: (Gb)
10/12/2025	90	500	49	96	393	16
10/11/2025	90	500	49	96	393	16
10/10/2025	90	500	49	96	393	16
10/9/2025	90	500	49	96	393	16
10/8/2025	90	500	49	96	393	16
10/7/2025	90	500	49	96	393	16
10/6/2025	90	500	49	96	393	16

Weekly SLA Customer Report

Customer LLG_Production
Database ID 148



Harddisk Usage LLG_ABSBI01

	Free disk space on C: (%)	Total disk space on C: (Gb)	Used disk space on C: (Gb)	Free disk space on D: (%)	Total disk space on D: (Gb)	Used disk space on D: (Gb)
10/12/2025	82	446	79	90	2,681	268
10/11/2025	82	446	79	90	2,681	267
10/10/2025	82	446	79	90	2,681	267
10/9/2025	82	446	79	90	2,681	267
10/8/2025	82	446	79	90	2,681	267
10/7/2025	82	446	79	90	2,681	267
10/6/2025	82	446	79	90	2,681	267

Harddisk Usage LLG_ABSDB01

	Free disk space on C: (%)	Total disk space on C: (Gb)	Used disk space on C: (Gb)	Free disk space on D: (%)	Total disk space on D: (Gb)	Used disk space on D: (Gb)	Free disk space on E: (%)	Total disk space on E: (Gb)	Used disk space on E: (Gb)
10/12/2025	87	446	59	69	1,605	499	66	1,077	367
10/11/2025	87	446	59	69	1,605	499	66	1,077	365
10/10/2025	87	446	59	69	1,605	499	66	1,077	365
10/9/2025	87	446	59	69	1,605	499	66	1,077	365
10/8/2025	87	446	60	69	1,605	499	66	1,077	365
10/7/2025	86	446	61	69	1,605	499	66	1,077	365
10/6/2025	86	446	62	69	1,605	499	66	1,077	365

Weekly SLA Customer Report

Customer LLG_Production
Database ID 148



Harddisk Usage LLG_ABSDB02

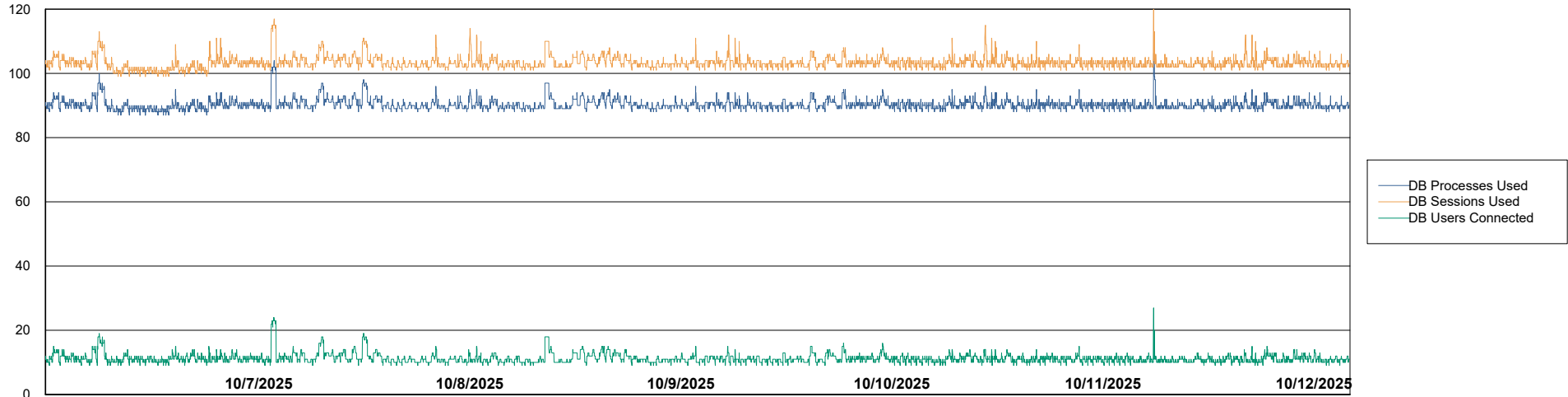
	Free disk space on C: (%)	Total disk space on C: (Gb)	Used disk space on C: (Gb)	Free disk space on D: (%)	Total disk space on D: (Gb)	Used disk space on D: (Gb)	Free disk space on E: (%)	Total disk space on E: (Gb)	Used disk space on E: (Gb)
10/12/2025	75	446	111	61	1,605	629	99	1,077	14
10/11/2025	75	446	111	61	1,605	629	81	1,077	201
10/10/2025	75	446	111	61	1,605	629	81	1,077	199
10/9/2025	75	446	111	61	1,605	629	82	1,077	198
10/8/2025	75	446	111	61	1,605	629	82	1,077	195
10/7/2025	75	446	111	61	1,605	629	82	1,077	193
10/6/2025	76	446	106	61	1,605	629	82	1,077	197

Weekly SLA Customer Report

Customer LLG_Production
Database ID 148



Database Performance LLG_ABSBI01_BI_PROD_ABS1

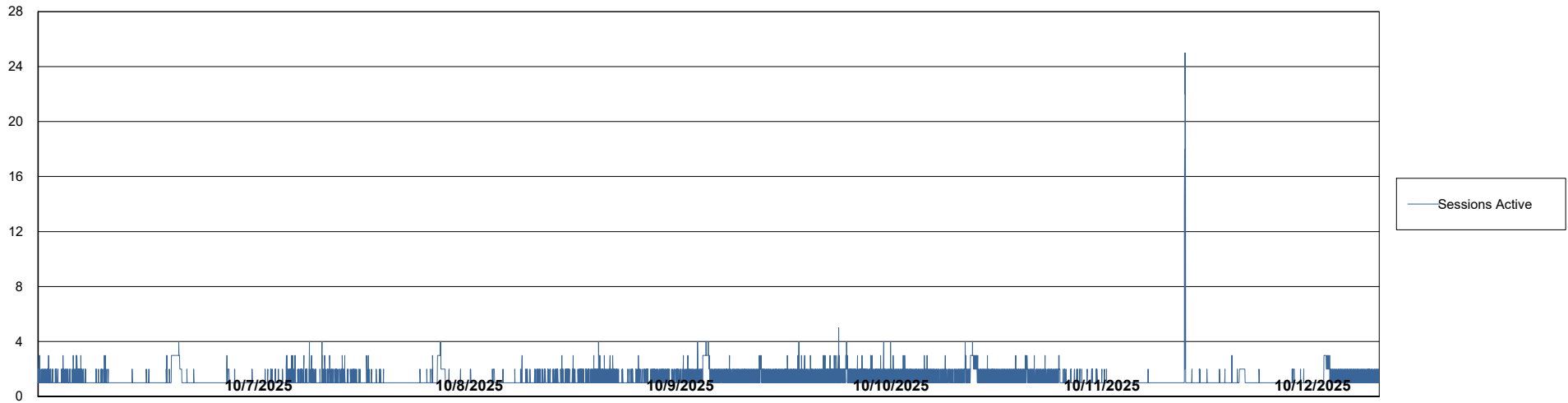
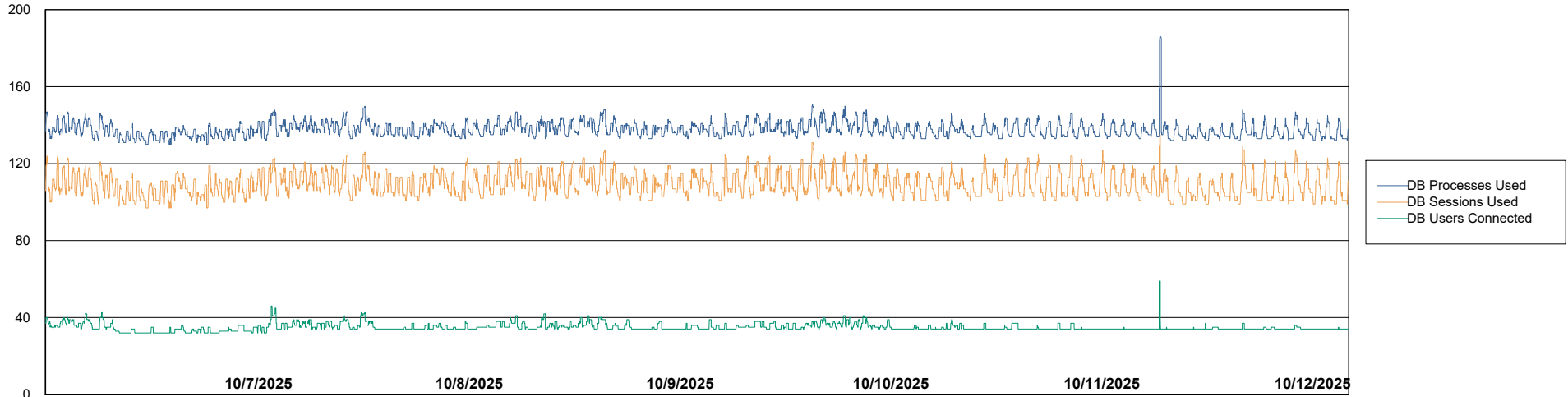


Weekly SLA Customer Report

Customer LLG_Production
Database ID 148



Database Performance LLG_ABSDB01_PROD_ABS1



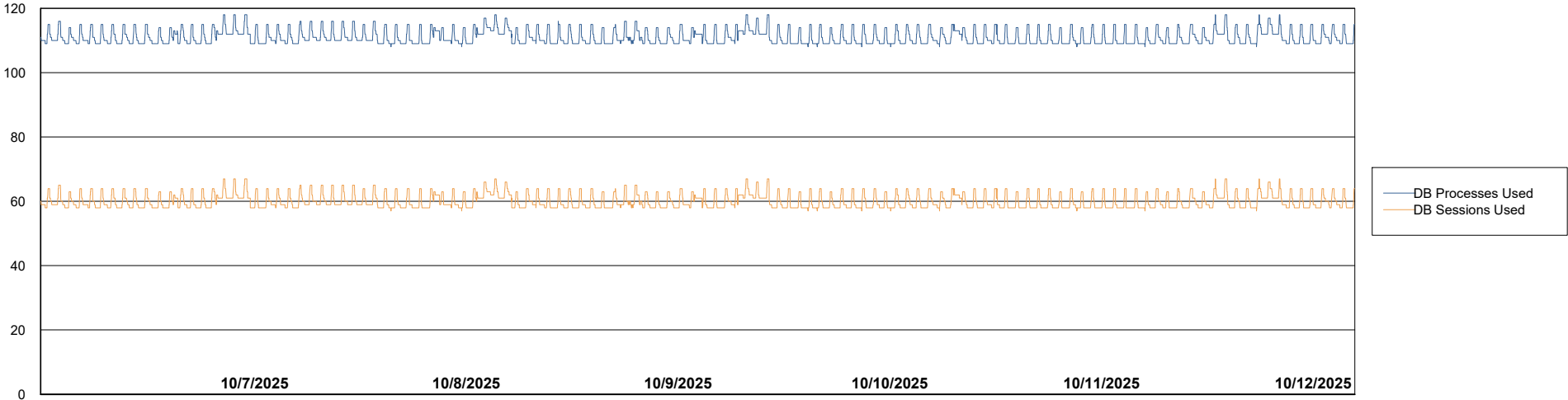
Weekly SLA Customer Report

Customer LLG_Production
Database ID 148



Database Performance LLG_ABSDB02_PROD_HSBABS1

DB Processes Max 0
DB Processes Max 300
DB Processes Max 4



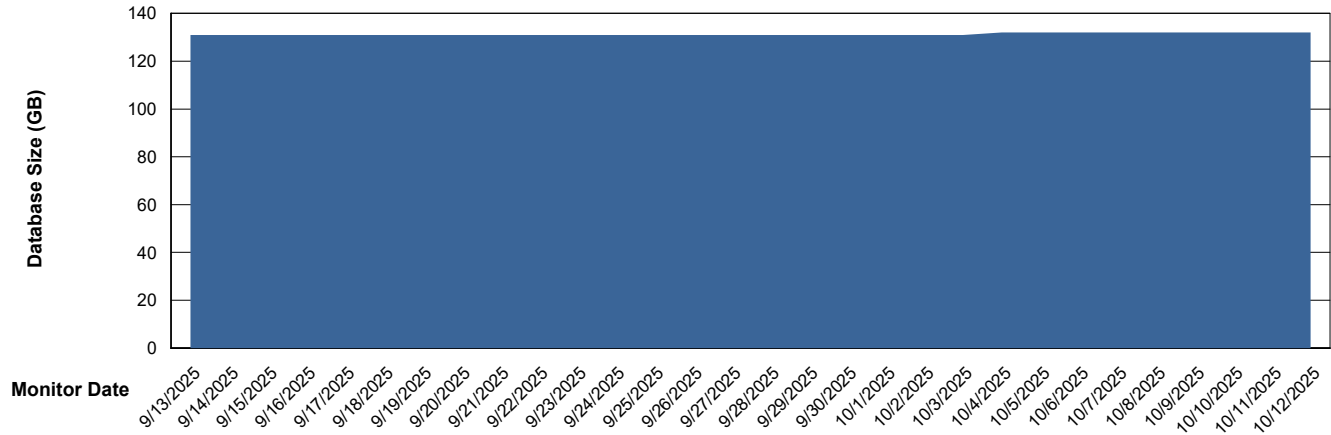
Weekly SLA Customer Report

Customer LLG_Production
Database ID 148



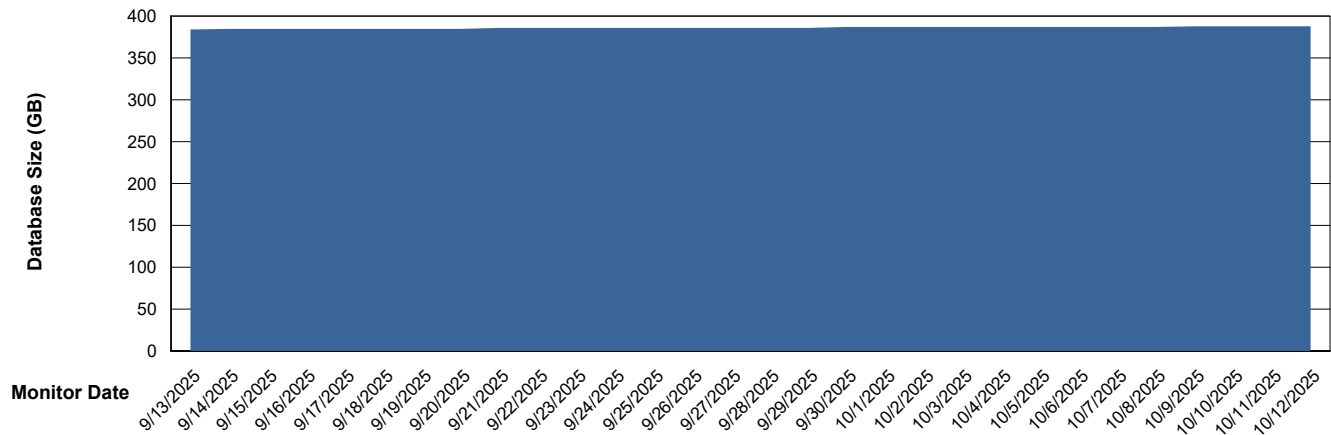
DATABASE SIZE LLG_ABSBI01_BI_PROD_ABS1

Database growth over last month



DATABASE SIZE LLG_ABSDB01_PROD_ABS1

Database growth over last month



Weekly SLA Customer Report

Customer LLG_Production
 Database ID 148



Database Tablespace LLG_ABSBI01_BI_PROD_ABS1

Date	Tablespace Name	Filesize (Gb)	Usedsize (Gb)	Percentage free
10/12/2025	ABSDATA	64	54	16
	INDX	84	69	18
10/11/2025	ABSDATA	64	54	16
	INDX	84	69	18
10/10/2025	ABSDATA	64	54	16
	INDX	84	69	18
10/9/2025	ABSDATA	64	54	16
	INDX	84	69	18
10/8/2025	ABSDATA	64	54	16
	INDX	84	69	18
10/7/2025	ABSDATA	64	54	16
	INDX	84	69	18
10/6/2025	ABSDATA	64	54	16
	INDX	84	69	18

Weekly SLA Customer Report

Customer LLG_Production
 Database ID 148



Database Tablespace LLG_ABSD01_PROD_ABS1

Date	Tablespace Name	Filesize (Gb)	Usedsize (Gb)	Percentage free
10/12/2025	ABSDATA	192	159	17
	INDX	256	214	17
10/11/2025	ABSDATA	192	159	17
	INDX	256	214	17
10/10/2025	ABSDATA	192	159	17
	INDX	256	214	17
10/9/2025	ABSDATA	192	159	17
	INDX	256	214	17
10/8/2025	ABSDATA	192	159	17
	INDX	256	213	17
10/7/2025	ABSDATA	192	159	17
	INDX	256	213	17
10/6/2025	ABSDATA	192	158	17
	INDX	256	213	17

BI Status and last ETL error for LLG_ABSBI01_BI_PROD_ABS1

	Tue 7/10/2025	Wed 8/10/2025	Thu 9/10/2025	Fri 10/10/2025	Sat 11/10/2025	Sun 12/10/2025
ABS DataWarehouse ETL Health	OK	OK	OK	OK	OK	OK
ABS DWHStaging ETL Health	OK	OK	OK	OK	OK	OK

Weekly SLA Customer Report

Customer LLG_Production
Database ID 148



BI last ETL error for	LLG_ABSBI01_BI_PROD_ABS1
-----------------------	--------------------------

Sun, 12-10-2025	None
Sun, 12-10-2025	None
Fri, 10-10-2025	None
Sat, 11-10-2025	None
Wed, 8-10-2025	None
Fri, 10-10-2025	None
Thu, 9-10-2025	None
Tue, 7-10-2025	None
Wed, 8-10-2025	None
Thu, 9-10-2025	None
Mon, 6-10-2025	None
Mon, 6-10-2025	None
Tue, 7-10-2025	None
Sat, 11-10-2025	None

Weekly SLA Customer Report

Customer LLG_Production
Database ID 148



Standby Database Health LLG_Production

Recovery lag for last 7 days



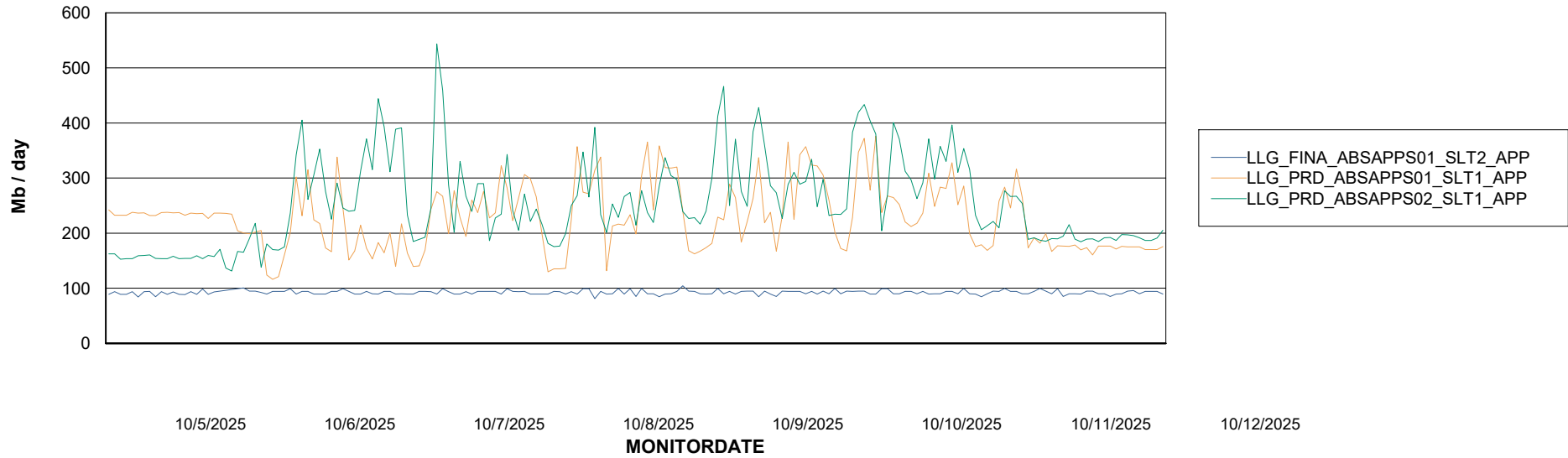
Weekly SLA Customer Report

Customer LLG_Production
Database ID 148

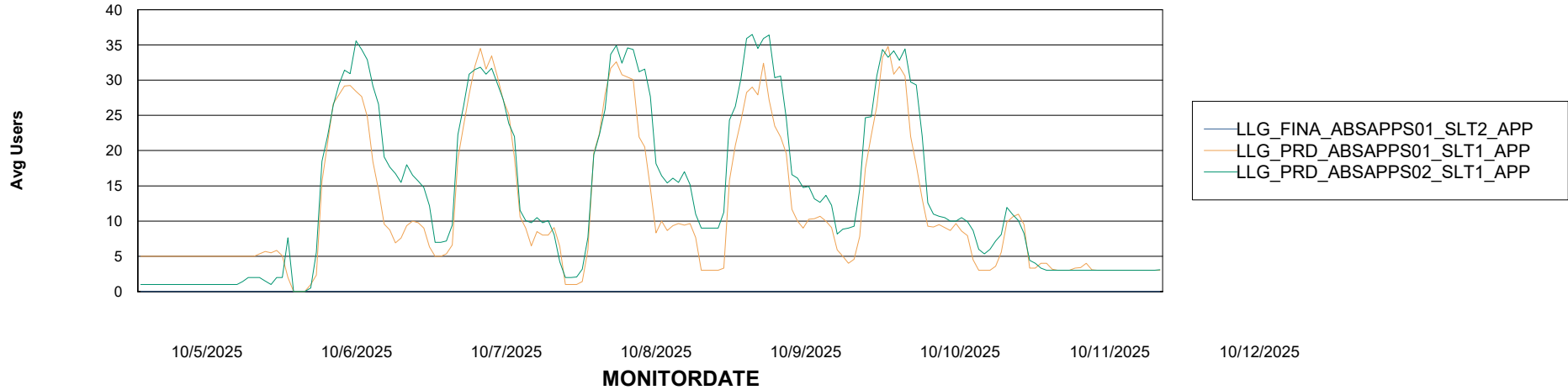


ABSSolute Application Server Services

Avg memory used per ABS Server Service



Avg users per day per ABS server



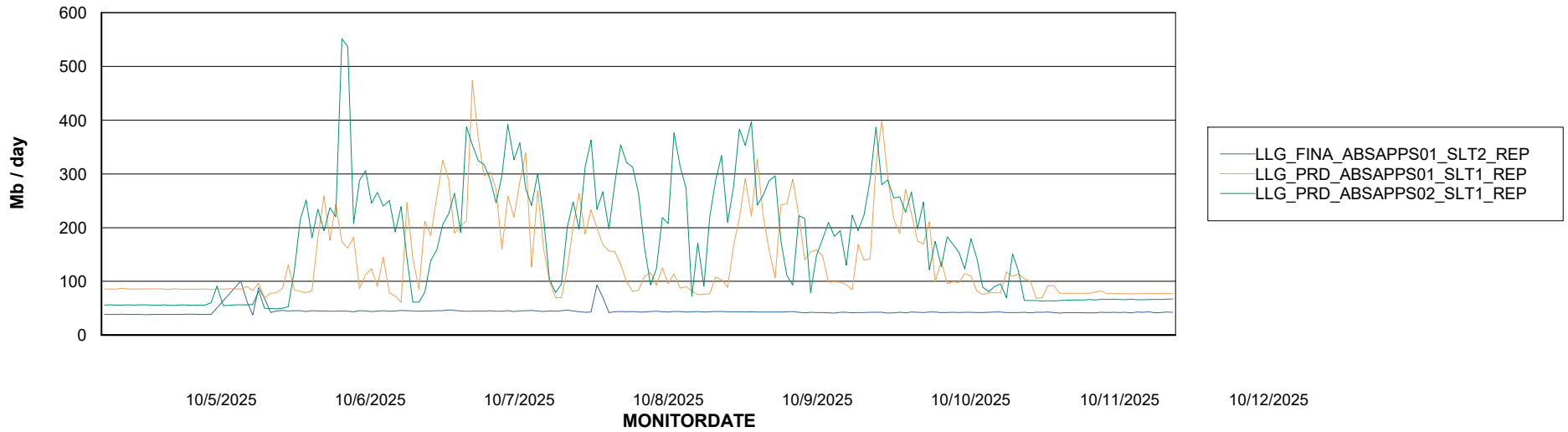
Weekly SLA Customer Report

Customer LLG_Production
Database ID 148



ABSSolute Application ReportServer Services

Avg memory used per ReportServer Service



Disaster per ABS component

