

# Weekly SLA Customer Report

Customer SPI\_Production  
 Database ID 49



Harddisk Usage SPI\_PRD\_SRV2016-SW1

	Free disk space on C: (%)	Total disk space on C: (Gb)	Used disk space on C: (Gb)	Free disk space on D: (%)	Total disk space on D: (Gb)	Used disk space on D: (Gb)
10/5/2025	35	79	52	55	100	45
10/4/2025	35	79	52	55	100	45
10/3/2025	35	79	52	55	100	45
10/2/2025	35	79	52	55	100	45
10/1/2025	35	79	52	55	100	45
9/30/2025	35	79	52	55	100	45
9/29/2025	35	79	52	55	100	45

Harddisk Usage SPI\_PRD\_SRV2016-SW2

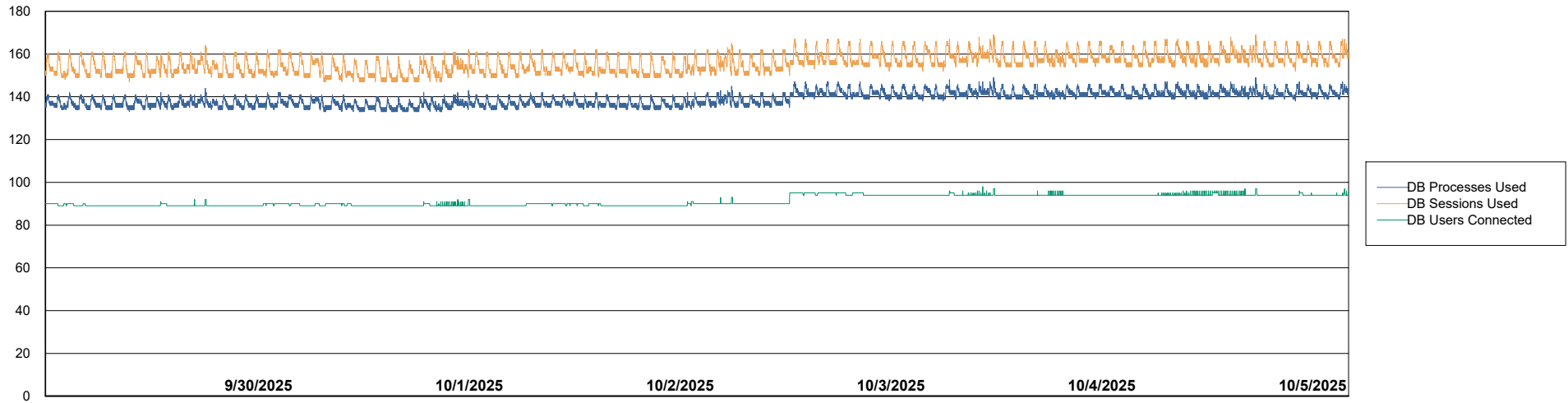
	Free disk space on C: (%)	Total disk space on C: (Gb)	Used disk space on C: (Gb)	Free disk space on D: (%)	Total disk space on D: (Gb)	Used disk space on D: (Gb)
10/5/2025	35	79	52	59	150	62
10/4/2025	35	79	52	59	150	62
10/3/2025	35	79	52	59	150	62
10/2/2025	35	79	52	59	150	62
10/1/2025	35	79	52	59	150	62
9/30/2025	35	79	52	59	150	62
9/29/2025	35	79	52	59	150	62

# Weekly SLA Customer Report

Customer SPI\_Production  
Database ID 49



Database Performance SPI\_PRD\_SRV2016-SW1\_ABS1

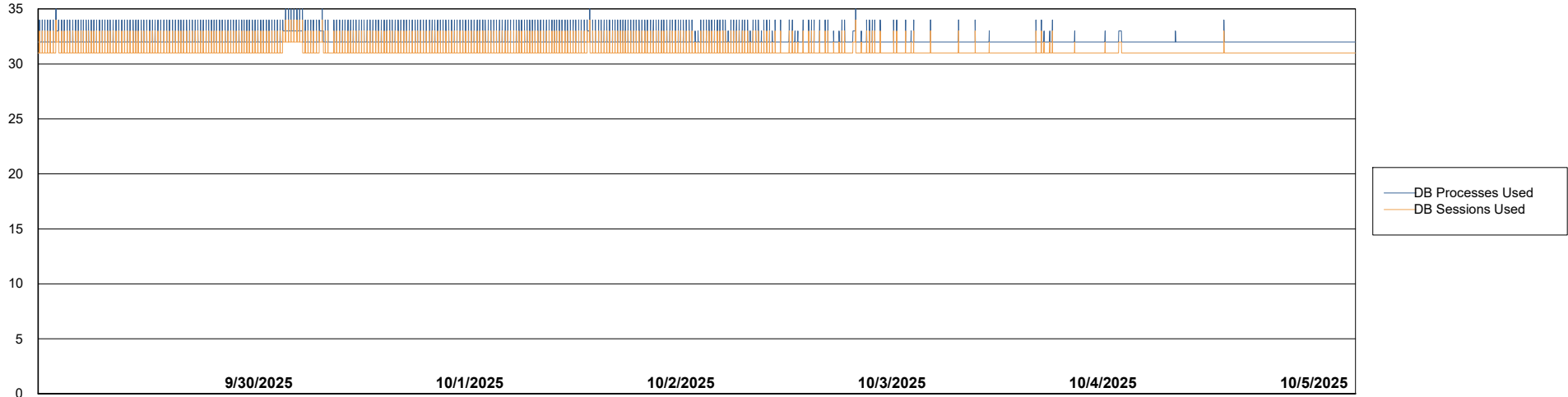


# Weekly SLA Customer Report

Customer SPI\_Production  
Database ID 49

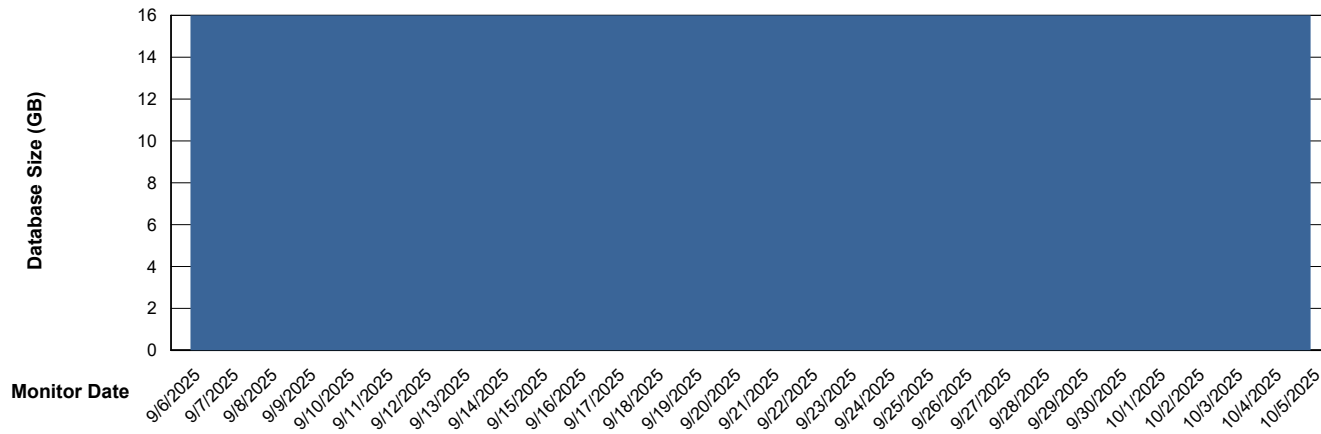


## Database Performance SPI\_PRD\_SRV2016-SW2\_HSBABS1



## DATABASE SIZE SPI\_PRD\_SRV2016-SW1\_ABS1

### Database growth over last month



# Weekly SLA Customer Report

Customer SPI\_Production  
 Database ID 49

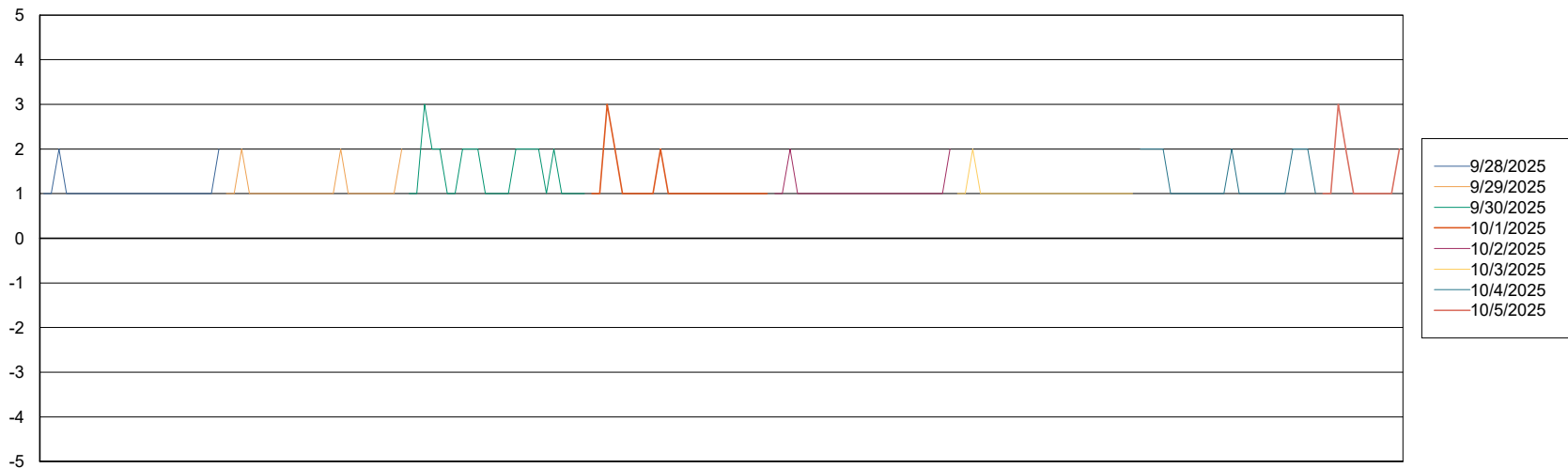


Database Tablespace SPI\_PRD\_SRV2016-SW1\_ABS1

Date	Tablespace Name	Filesize (Gb)	Usedsize (Gb)	Percentage free
10/5/2025	ABSDATA	5	3	36
	INDX	8	6	31
10/4/2025	ABSDATA	5	3	36
	INDX	8	6	31
10/3/2025	ABSDATA	5	3	36
	INDX	8	6	31
10/2/2025	ABSDATA	5	3	36
	INDX	8	6	31
10/1/2025	ABSDATA	5	3	36
	INDX	8	6	31
9/30/2025	ABSDATA	5	3	36
	INDX	8	6	31
9/29/2025	ABSDATA	5	3	36
	INDX	8	6	31

Standby Database Health SPI\_Production

Recovery lag for last 7 days



# Weekly SLA Customer Report

---

Customer SPI\_Production  
Database ID 49

