

# Weekly SLA Customer Report

Customer NIX\_Production  
 Database ID 51



Harddisk Usage NIX\_PRD\_ABSAPP01

	Free disk space on C: (%)	Total disk space on C: (Gb)	Used disk space on C: (Gb)	Free disk space on E: (%)	Total disk space on E: (Gb)	Used disk space on E: (Gb)
10/5/2025	47	207	110	100	98	0
10/4/2025	47	207	110	100	98	0
10/3/2025	47	207	109	100	98	0
10/2/2025	47	207	109	100	98	0
10/1/2025	48	207	108	100	98	0
9/30/2025	48	207	108	100	98	0
9/29/2025	48	207	108	100	98	0

Harddisk Usage NIX\_PRD\_ABSAPP04

	Free disk space on C: (%)	Total disk space on C: (Gb)	Used disk space on C: (Gb)
10/5/2025	14	127	109
10/4/2025	15	127	107
10/3/2025	17	127	105
10/2/2025	18	127	104
10/1/2025	18	127	104
9/30/2025	18	127	104
9/29/2025	18	127	104

# Weekly SLA Customer Report

Customer NIX\_Production  
 Database ID 51



Harddisk Usage NIX\_PRD\_ABSBI

	Free disk space on C: (%)	Total disk space on C: (Gb)	Used disk space on C: (Gb)	Free disk space on E: (%)	Total disk space on E: (Gb)	Used disk space on E: (Gb)
10/5/2025	52	179	86	23	700	538
10/4/2025	53	179	85	24	700	535
10/3/2025	53	179	84	24	700	535
10/2/2025	53	179	84	24	700	535
10/1/2025	53	179	84	24	700	535
9/30/2025	53	179	84	24	700	535
9/29/2025	53	179	84	24	700	535

Harddisk Usage NIX\_PRD\_ABSDB01

	Free disk space on C: (%)	Total disk space on C: (Gb)	Used disk space on C: (Gb)	Free disk space on D: (%)	Total disk space on D: (Gb)	Used disk space on D: (Gb)	Free disk space on E: (%)	Total disk space on E: (Gb)	Used disk space on E: (Gb)	Free disk space on F: (%)
10/5/2025	83	554	94	18	586	483	36	605	390	99
10/4/2025	84	554	88	18	586	483	36	605	391	100
10/3/2025	84	554	87	18	586	483	36	605	388	100
10/2/2025	84	554	87	18	586	483	36	605	389	100
10/1/2025	84	554	86	18	586	483	36	605	388	100
9/30/2025	83	554	93	18	586	483	36	605	387	98
9/29/2025	84	554	86	18	586	483	36	605	388	100

# Weekly SLA Customer Report

Customer NIX\_Production  
 Database ID 51



Harddisk Usage NIX\_PRD\_ABSDB02

	Free disk space on C: (%)	Total disk space on C: (Gb)	Used disk space on C: (Gb)	Free disk space on D: (%)	Total disk space on D: (Gb)	Used disk space on D: (Gb)	Free disk space on E: (%)	Total disk space on E: (Gb)	Used disk space on E: (Gb)	Free disk space on F: (%)
10/5/2025	84	574	92	11	488	436	43	684	391	99
10/4/2025	84	574	92	11	488	436	43	684	390	100
10/3/2025	84	574	92	11	488	436	43	684	388	100
10/2/2025	83	574	98	11	488	436	43	684	390	99
10/1/2025	84	574	91	11	488	436	43	684	388	100
9/30/2025	84	574	92	11	488	436	43	684	387	100
9/29/2025	84	574	91	11	488	436	43	684	387	100

Harddisk Usage NIX\_PRD\_ABSWEB02

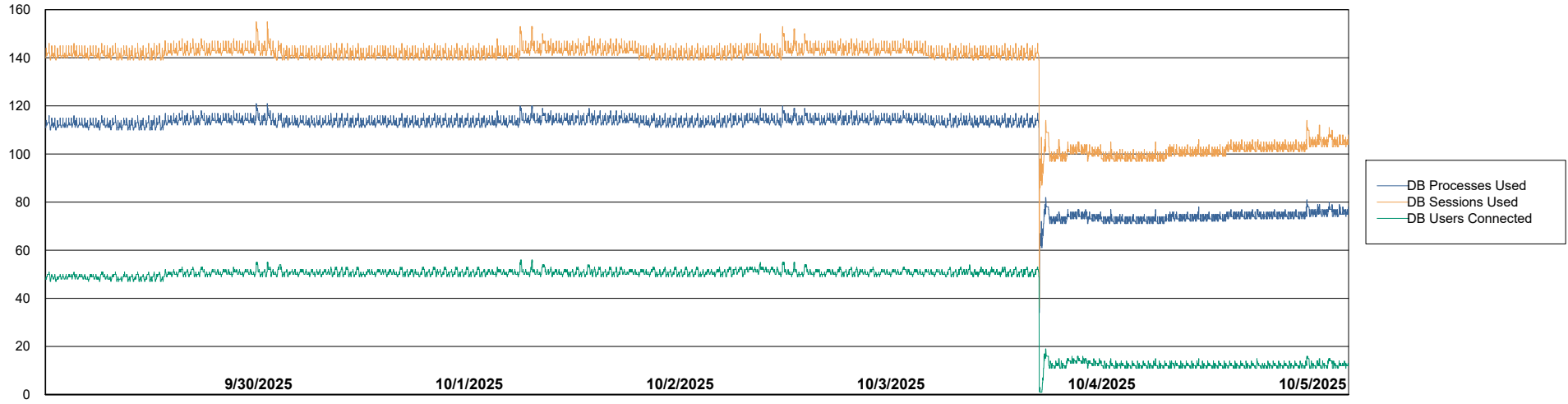
	Free disk space on C: (%)	Total disk space on C: (Gb)	Used disk space on C: (Gb)
10/5/2025	79	300	64
10/4/2025	79	300	63
10/3/2025	79	300	62
10/2/2025	80	300	61
10/1/2025	80	300	61
9/30/2025	80	300	61
9/29/2025	80	300	61

# Weekly SLA Customer Report

Customer NIX\_Production  
Database ID 51



## Database Performance NIX\_PRD\_ABSBI\_ABS1

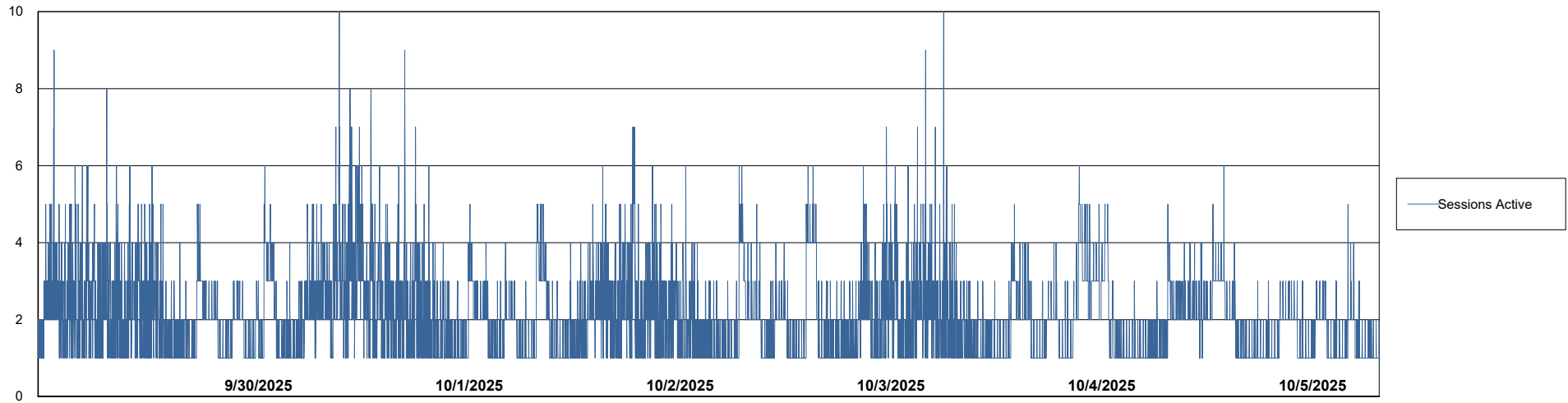
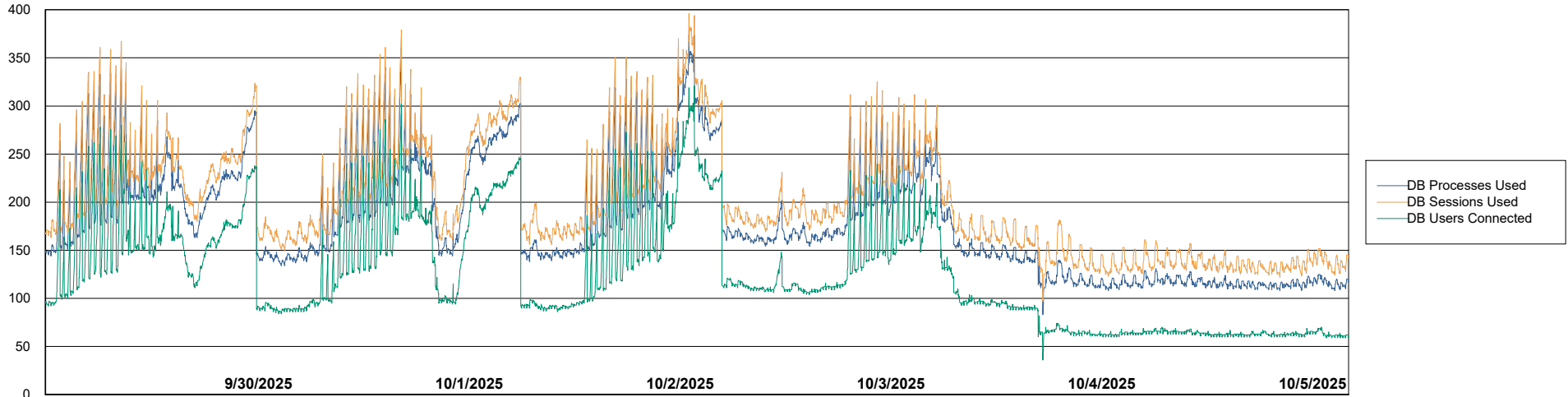


# Weekly SLA Customer Report

Customer NIX\_Production  
Database ID 51



## Database Performance NIX\_PRD\_ABSD01\_ABS1

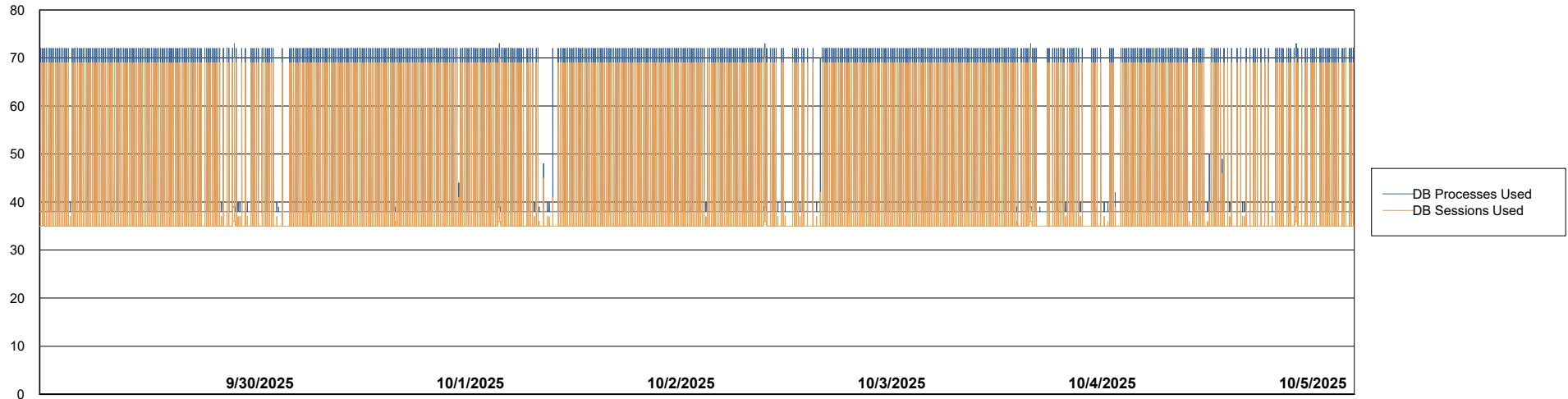


# Weekly SLA Customer Report

Customer NIX\_Production  
Database ID 51



Database Performance NIX\_PRD\_ABSDB02\_HSBABS1



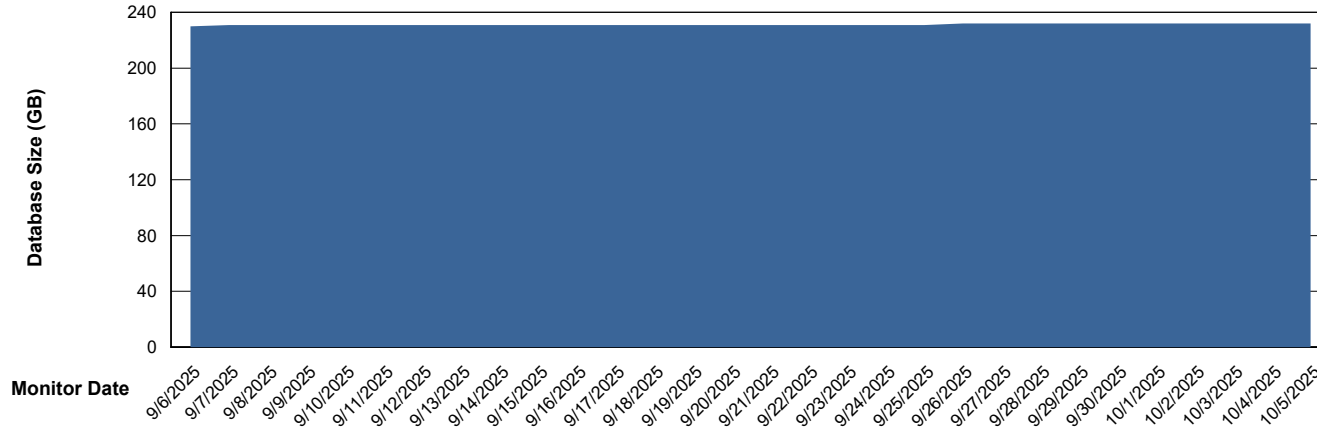
# Weekly SLA Customer Report

Customer NIX\_Production  
Database ID 51



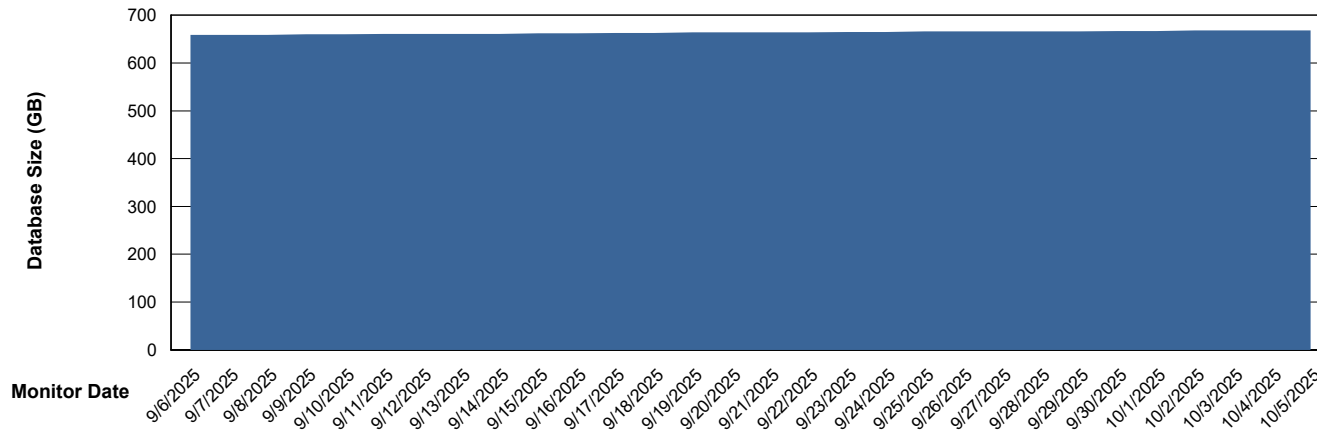
DATABASE SIZE NIX\_PRD\_ABSBI\_ABS1

### Database growth over last month



DATABASE SIZE NIX\_PRD\_ABSDB01\_ABS1

### Database growth over last month



# Weekly SLA Customer Report

Customer NIX\_Production  
Database ID 51



Database Tablespace NIX\_PRD\_ABSBI\_ABS1

Date	Tablespace Name	Filesize (Gb)	Usedsize (Gb)	Percentage free
10/5/2025	ABSDATA	119	100	16
	INDX	160	131	18
10/4/2025	ABSDATA	119	100	16
	INDX	160	130	18
10/3/2025	ABSDATA	119	100	16
	INDX	160	130	18
10/2/2025	ABSDATA	119	100	16
	INDX	160	130	18
10/1/2025	ABSDATA	119	100	16
	INDX	160	130	18
9/30/2025	ABSDATA	119	100	16
	INDX	160	130	19
9/29/2025	ABSDATA	119	100	16
	INDX	160	130	19

# Weekly SLA Customer Report

Customer NIX\_Production  
 Database ID 51



Database Tablespace NIX\_PRD\_ABSD01\_ABS1

Date	Tablespace Name	Filesize (Gb)	Usedsize (Gb)	Percentage free
10/5/2025	ABSDATA	384	339	12
	INDX	360	302	16
10/4/2025	ABSDATA	384	339	12
	INDX	360	302	16
10/3/2025	ABSDATA	384	339	12
	INDX	360	302	16
10/2/2025	ABSDATA	384	338	12
	INDX	360	302	16
10/1/2025	ABSDATA	384	338	12
	INDX	360	302	16
9/30/2025	ABSDATA	384	337	12
	INDX	360	302	16
9/29/2025	ABSDATA	384	337	12
	INDX	360	302	16

BI Status and last ETL error for NIX\_PRD\_ABSBI\_ABS1

	Tue 30/9/2025	Wed 1/10/2025	Thu 2/10/2025	Fri 3/10/2025	Sat 4/10/2025	Sun 5/10/2025
<b>ABS DataWarehouse ETL Health</b>	OK	OK	OK	OK	OK	OK
<b>ABS DWHStaging ETL Health</b>	OK	OK	OK	OK	OK	OK

# Weekly SLA Customer Report

Customer NIX\_Production  
Database ID 51



BI last ETL error for	NIX_PRD_ABSBI_ABS1
-----------------------	--------------------

Sun, 5-10-2025	None
Sun, 5-10-2025	None
Mon, 29-09-2025	None
Tue, 30-09-2025	None
Tue, 30-09-2025	None
Mon, 29-09-2025	None
Wed, 1-10-2025	None
Thu, 2-10-2025	None
Sat, 4-10-2025	None
Sat, 4-10-2025	None
Fri, 3-10-2025	None
Wed, 1-10-2025	None
Fri, 3-10-2025	None
Thu, 2-10-2025	None

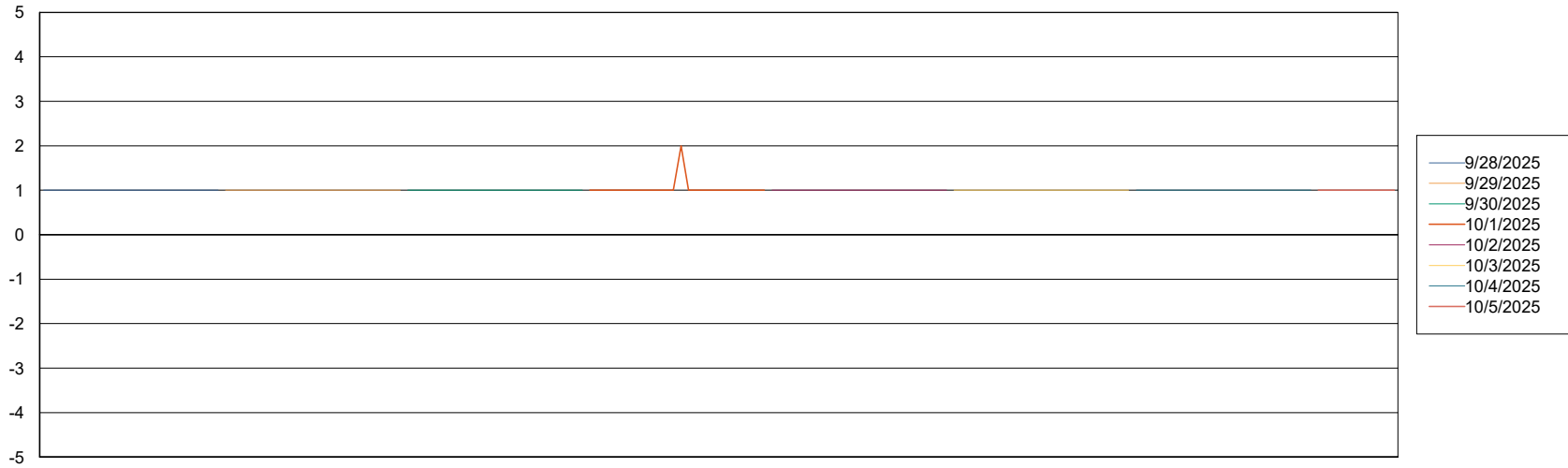
# Weekly SLA Customer Report

Customer NIX\_Production  
Database ID 51



Standby Database Health NIX\_Production

## Recovery lag for last 7 days



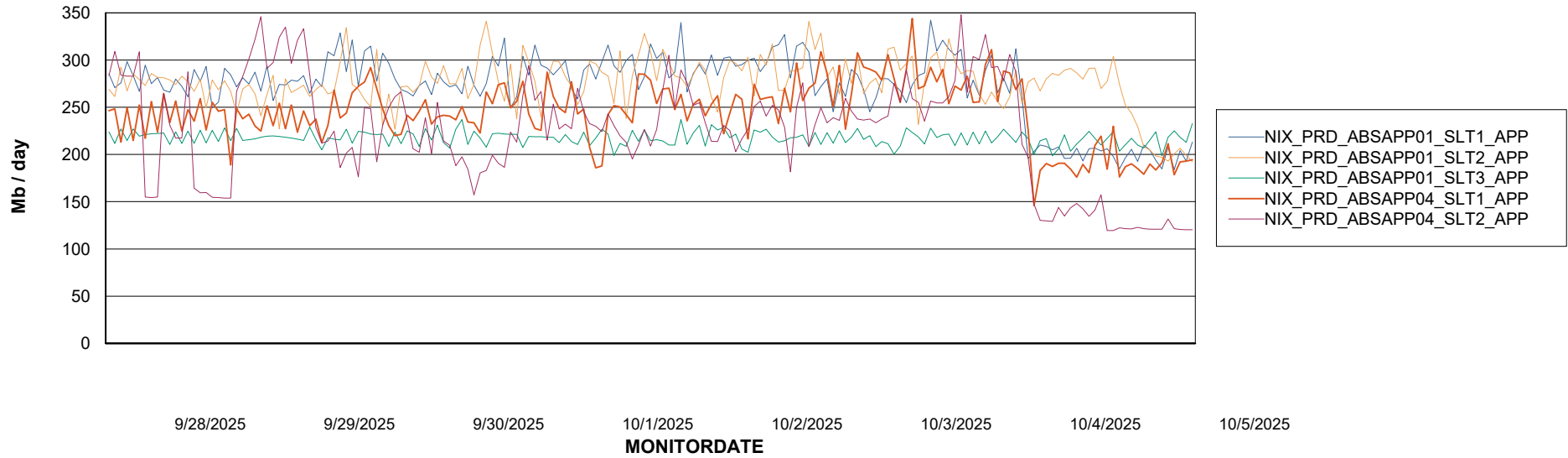
# Weekly SLA Customer Report

Customer NIX\_Production  
Database ID 51

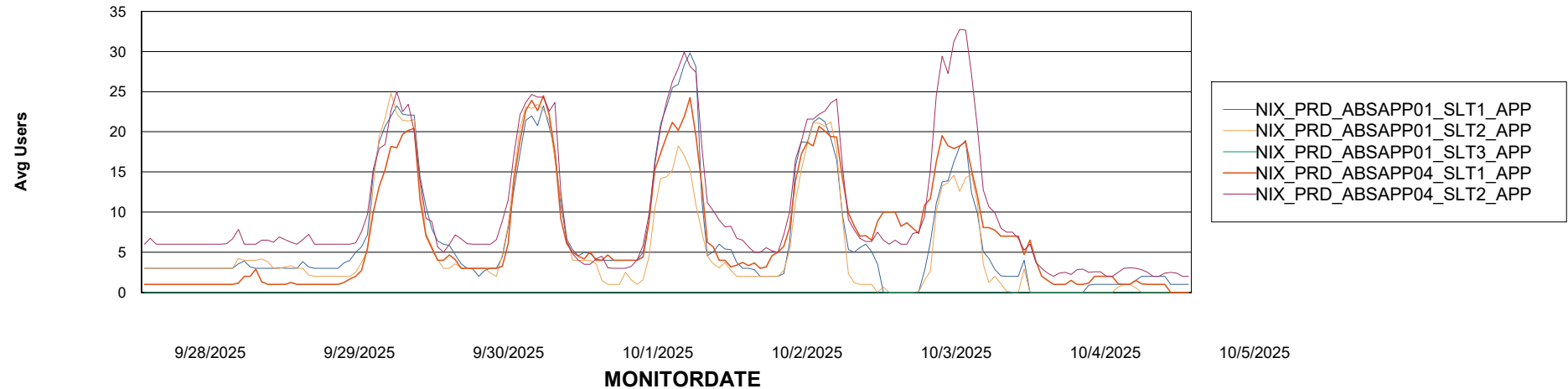


## ABSSolute Application Server Services

### Avg memory used per ABS Server Service



### Avg users per day per ABS server



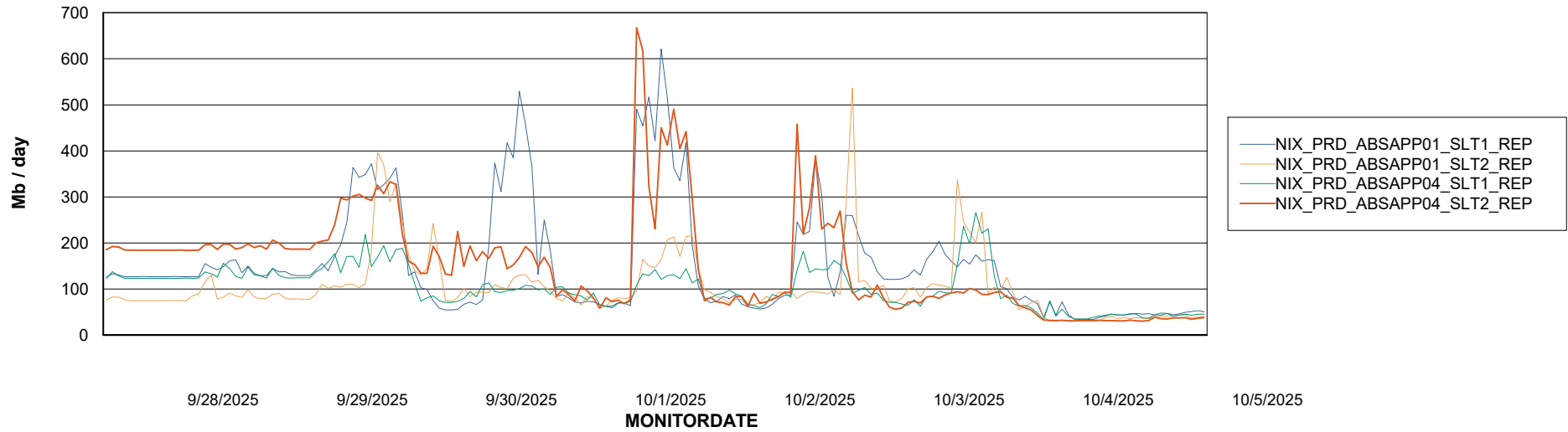
# Weekly SLA Customer Report

Customer NIX\_Production  
Database ID 51



## ABSSolute Application ReportServer Services

### Avg memory used per ReportServer Service



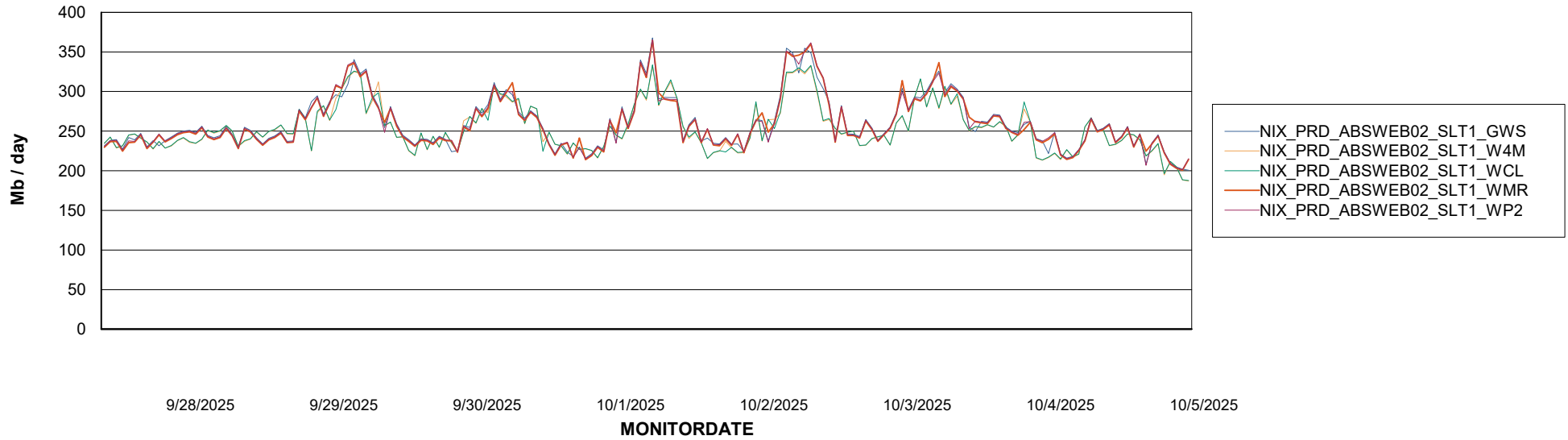
# Weekly SLA Customer Report

Customer NIX\_Production  
Database ID 51



## ABSolute Web Component Services

### Avg memory used per ABS Web component



# Weekly SLA Customer Report

Customer NIX\_Production  
Database ID 51



### Disaster per ABS component

