

# Weekly SLA Customer Report

Customer LLG\_Production  
 Database ID 148



Harddisk Usage LLG\_ABSAPPS01

	Free disk space on C: (%)	Total disk space on C: (Gb)	Used disk space on C: (Gb)	Free disk space on D: (%)	Total disk space on D: (Gb)	Used disk space on D: (Gb)
10/5/2025	78	500	111	98	393	7
10/4/2025	78	500	111	98	393	7
10/3/2025	78	500	110	98	393	7
10/2/2025	79	500	106	98	393	7
10/1/2025	84	500	80	98	393	7
9/30/2025	84	500	79	98	393	7
9/29/2025	84	500	80	98	393	7

Harddisk Usage LLG\_ABSApps02

	Free disk space on C: (%)	Total disk space on C: (Gb)	Used disk space on C: (Gb)	Free disk space on D: (%)	Total disk space on D: (Gb)	Used disk space on D: (Gb)
10/5/2025	90	500	49	96	393	16
10/4/2025	90	500	49	96	393	16
10/3/2025	90	500	49	96	393	16
10/2/2025	90	500	49	96	393	16
10/1/2025	90	500	49	96	393	16
9/30/2025	90	500	49	96	393	16
9/29/2025	90	500	49	96	393	16

# Weekly SLA Customer Report

Customer LLG\_Production  
 Database ID 148



Harddisk Usage LLG\_ABSBI01

	Free disk space on C: (%)	Total disk space on C: (Gb)	Used disk space on C: (Gb)	Free disk space on D: (%)	Total disk space on D: (Gb)	Used disk space on D: (Gb)
10/5/2025	82	446	78	90	2,681	268
10/4/2025	82	446	78	90	2,681	267
10/3/2025	82	446	78	90	2,681	267
10/2/2025	83	446	78	90	2,681	266
10/1/2025	82	446	78	90	2,681	267
9/30/2025	82	446	78	90	2,681	267
9/29/2025	82	446	78	90	2,681	267

Harddisk Usage LLG\_ABSDB01

	Free disk space on C: (%)	Total disk space on C: (Gb)	Used disk space on C: (Gb)	Free disk space on D: (%)	Total disk space on D: (Gb)	Used disk space on D: (Gb)	Free disk space on E: (%)	Total disk space on E: (Gb)	Used disk space on E: (Gb)
10/5/2025	86	446	62	69	1,605	499	66	1,077	368
10/4/2025	86	446	62	69	1,605	499	66	1,077	365
10/3/2025	86	446	61	69	1,605	499	66	1,077	366
10/2/2025	86	446	61	69	1,605	498	66	1,077	364
10/1/2025	86	446	62	69	1,605	495	66	1,077	366
9/30/2025	86	446	61	69	1,605	495	66	1,077	366
9/29/2025	86	446	62	69	1,605	495	66	1,077	365

# Weekly SLA Customer Report

Customer LLG\_Production  
Database ID 148



Harddisk Usage LLG\_ABSDB02

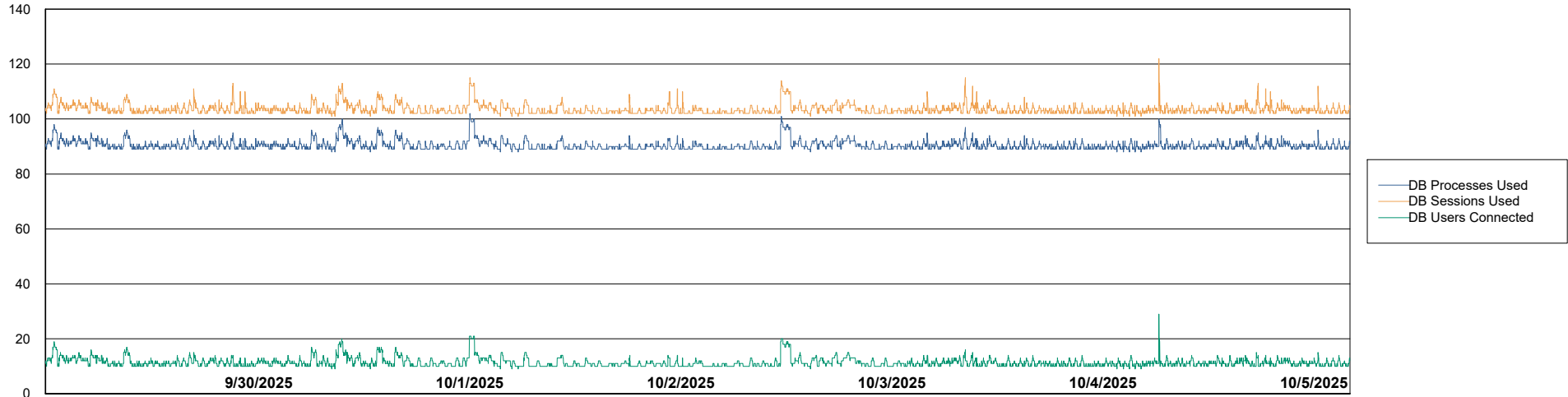
	Free disk space on C: (%)	Total disk space on C: (Gb)	Used disk space on C: (Gb)	Free disk space on D: (%)	Total disk space on D: (Gb)	Used disk space on D: (Gb)	Free disk space on E: (%)	Total disk space on E: (Gb)	Used disk space on E: (Gb)
10/5/2025	78	446	98	61	1,605	629	99	1,077	13
10/4/2025	78	446	98	61	1,605	629	99	1,077	12
10/3/2025	78	446	98	61	1,605	629	99	1,077	10
10/2/2025	78	446	98	61	1,605	629	99	1,077	8
10/1/2025	78	446	98	61	1,605	625	81	1,077	203
9/30/2025	78	446	98	61	1,605	625	81	1,077	203
9/29/2025	79	446	93	61	1,605	625	81	1,077	202

# Weekly SLA Customer Report

Customer LLG\_Production  
Database ID 148



Database Performance LLG\_ABSBI01\_BI\_PROD\_ABS1

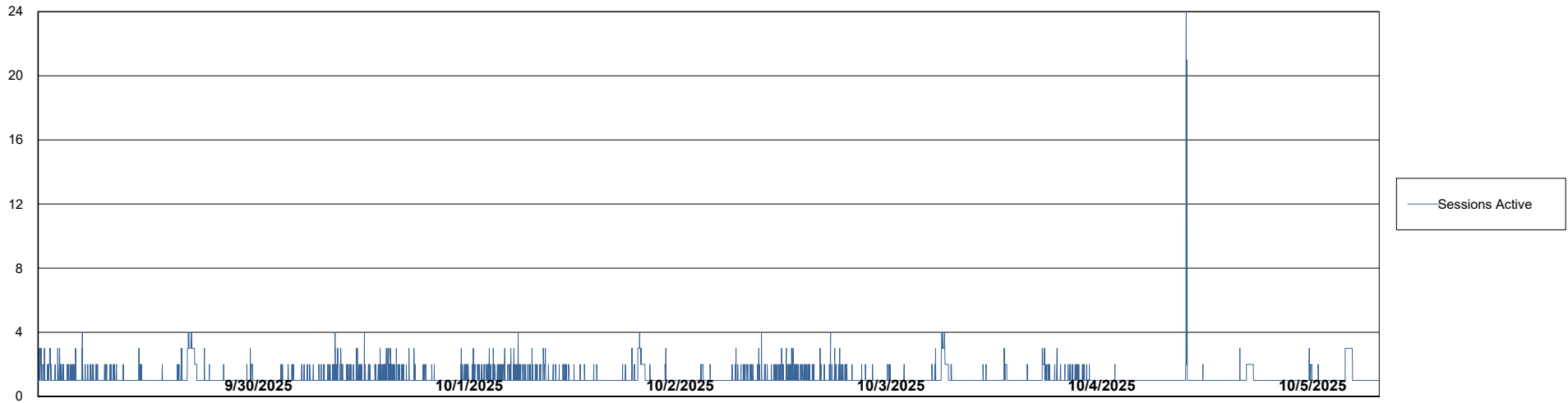
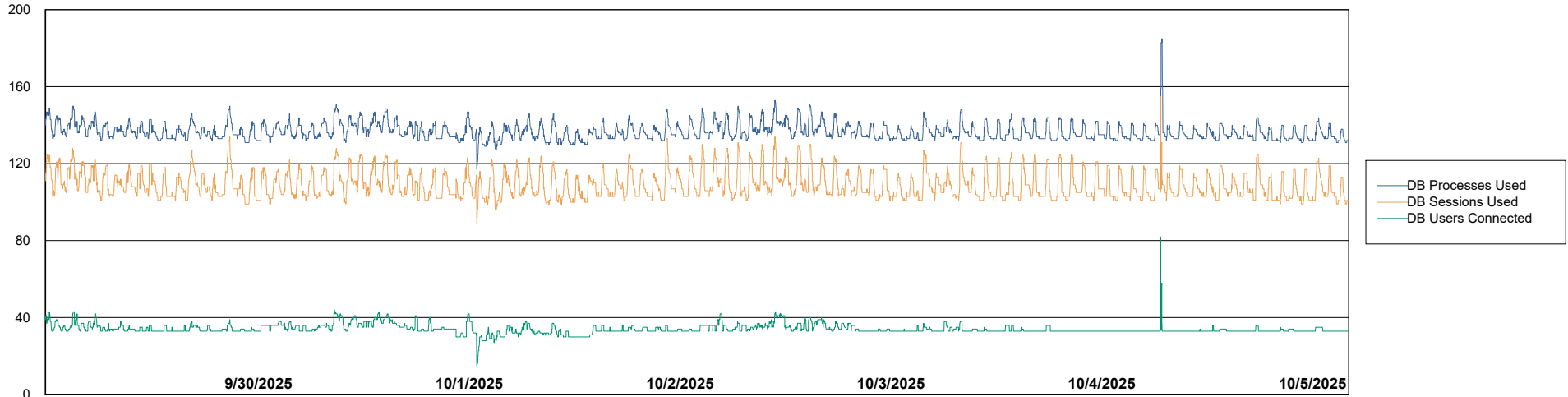


# Weekly SLA Customer Report

Customer LLG\_Production  
Database ID 148



## Database Performance LLG\_ABSDB01\_PROD\_ABS1

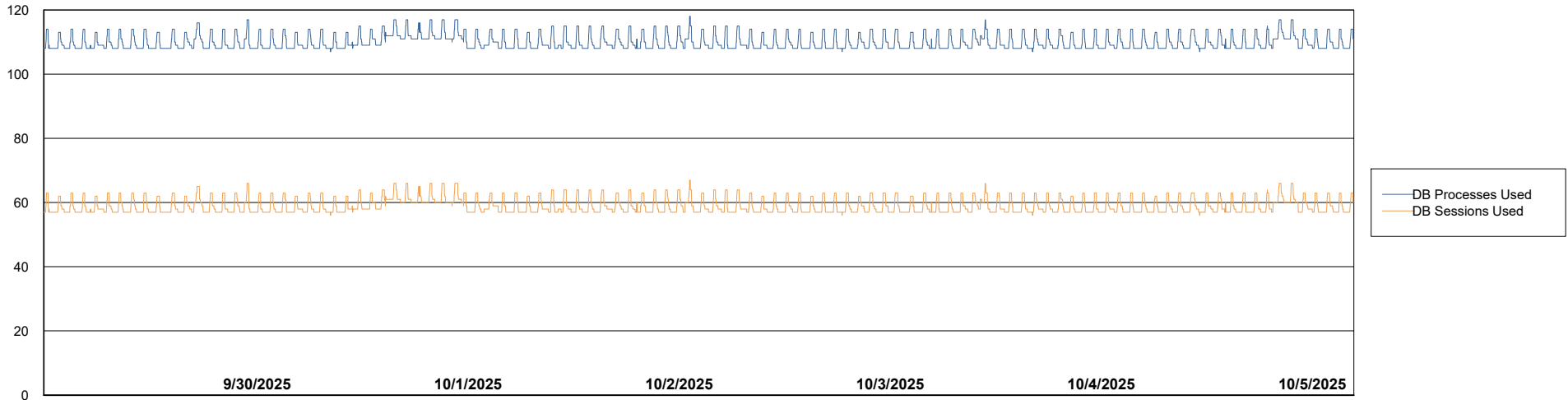


# Weekly SLA Customer Report

Customer LLG\_Production  
Database ID 148



Database Performance LLG\_ABSDB02\_PROD\_HSBABS1



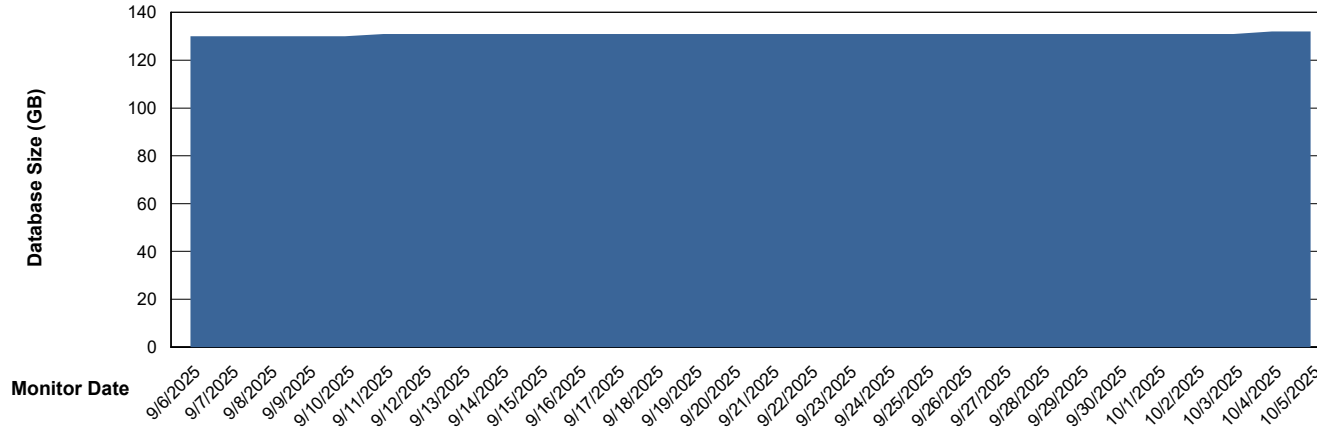
# Weekly SLA Customer Report

Customer LLG\_Production  
Database ID 148



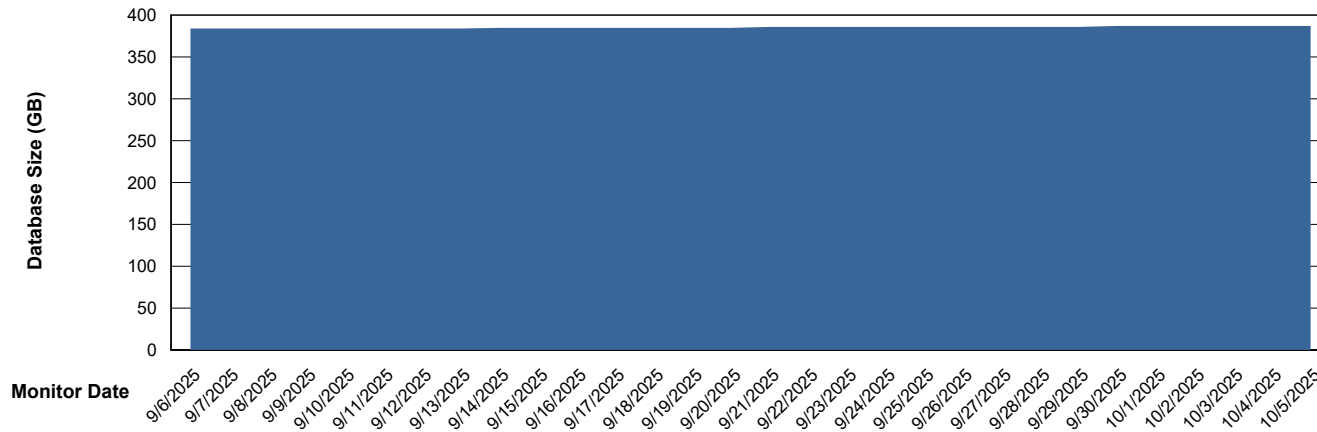
DATABASE SIZE LLG\_ABSBI01\_BI\_PROD\_ABS1

### Database growth over last month



DATABASE SIZE LLG\_ABSDB01\_PROD\_ABS1

### Database growth over last month



# Weekly SLA Customer Report

Customer      LLG\_Production  
 Database ID    148



Database Tablespace      LLG\_ABSBI01\_BI\_PROD\_ABS1

Date	Tablespace Name	Filesize (Gb)	Usedsize (Gb)	Percentage free
10/5/2025	ABSDATA	64	54	16
	INDX	84	69	18
10/4/2025	ABSDATA	64	54	16
	INDX	84	69	18
10/3/2025	ABSDATA	64	54	16
	INDX	84	69	18
10/2/2025	ABSDATA	64	54	16
	INDX	84	69	18
10/1/2025	ABSDATA	64	54	16
	INDX	84	69	18
9/30/2025	ABSDATA	64	53	16
	INDX	84	69	18
9/29/2025	ABSDATA	64	53	16
	INDX	84	69	18

# Weekly SLA Customer Report

Customer LLG\_Production  
 Database ID 148



Database Tablespace LLG\_ABSD01\_PROD\_ABS1

Date	Tablespace Name	Filesize (Gb)	Usedsize (Gb)	Percentage free
10/5/2025	ABSDATA	192	158	17
	INDX	256	213	17
10/4/2025	ABSDATA	192	158	17
	INDX	256	213	17
10/3/2025	ABSDATA	192	158	18
	INDX	256	213	17
10/2/2025	ABSDATA	192	158	18
	INDX	256	213	17
10/1/2025	ABSDATA	188	158	16
	INDX	256	213	17
9/30/2025	ABSDATA	188	158	16
	INDX	256	213	17
9/29/2025	ABSDATA	188	158	16
	INDX	256	213	17

BI Status and last ETL error for LLG\_ABSBI01\_BI\_PROD\_ABS1

	Tue 30/9/2025	Wed 1/10/2025	Thu 2/10/2025	Fri 3/10/2025	Sat 4/10/2025	Sun 5/10/2025
<b>ABS DataWarehouse ETL Health</b>	OK	OK	OK	OK	OK	OK
<b>ABS DWHStaging ETL Health</b>	OK	OK	OK	OK	OK	OK

# Weekly SLA Customer Report

Customer      LLG\_Production  
Database ID    148



BI last ETL error for	LLG_ABSBI01_BI_PROD_ABS1
-----------------------	--------------------------

Sun, 5-10-2025	None
Sun, 5-10-2025	None
Tue, 30-09-2025	None
Wed, 1-10-2025	None
Fri, 3-10-2025	None
Thu, 2-10-2025	None
Mon, 29-09-2025	None
Tue, 30-09-2025	None
Sat, 4-10-2025	None
Fri, 3-10-2025	None
Sat, 4-10-2025	None
Wed, 1-10-2025	None
Thu, 2-10-2025	None
Mon, 29-09-2025	None

# Weekly SLA Customer Report

Customer LLG\_Production  
Database ID 148



Standby Database Health LLG\_Production

## Recovery lag for last 7 days



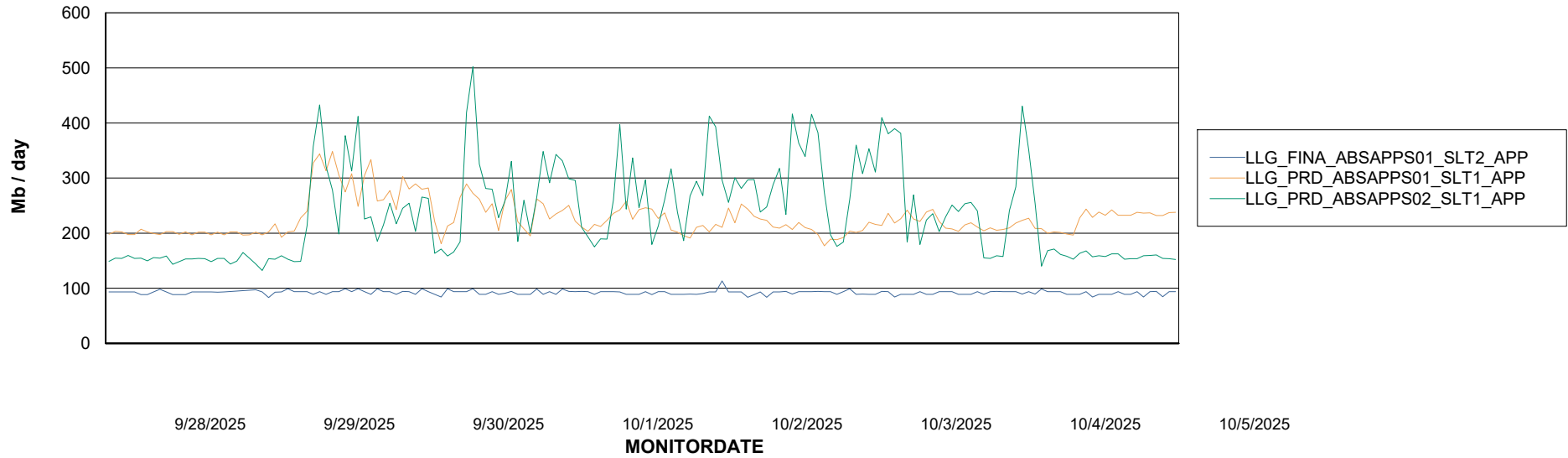
# Weekly SLA Customer Report

Customer LLG\_Production  
Database ID 148

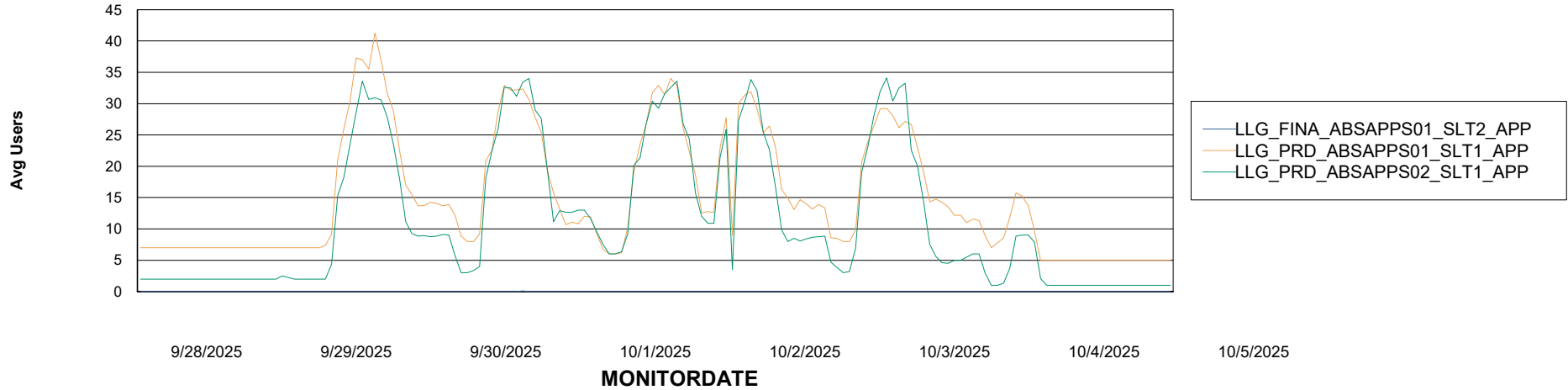


## ABSSolute Application Server Services

### Avg memory used per ABS Server Service



### Avg users per day per ABS server



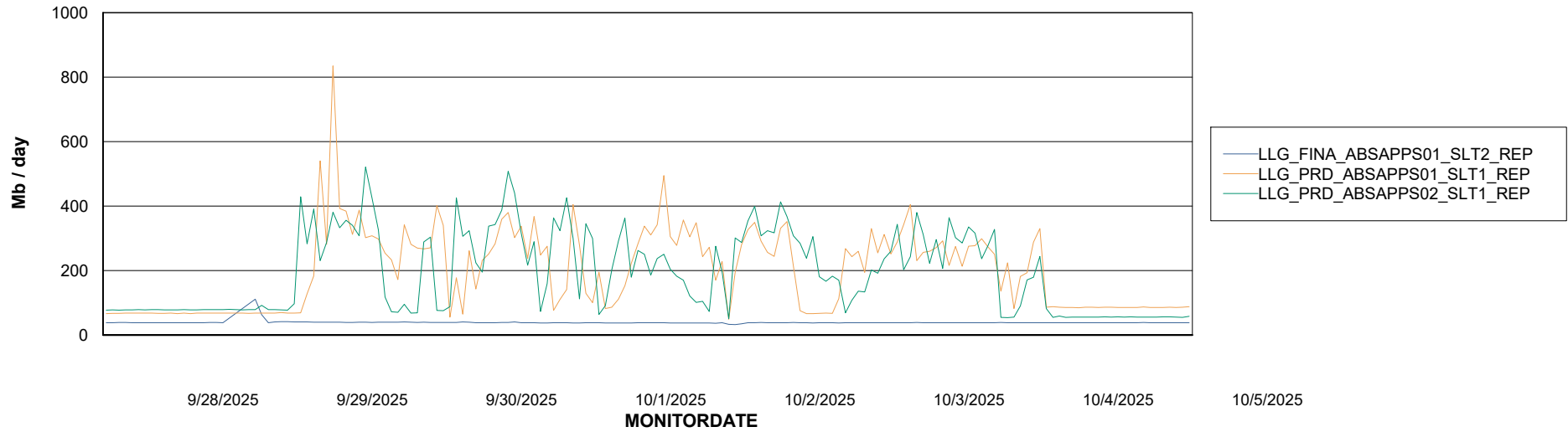
# Weekly SLA Customer Report

Customer LLG\_Production  
Database ID 148



## ABSSolute Application ReportServer Services

### Avg memory used per ReportServer Service



### Disaster per ABS component

