

# Weekly SLA Customer Report

Customer GLG\_Production  
 Database ID 221



Harddisk Usage GLG\_PRD\_GLGSPABSAI001

	Free disk space on C: (%)	Total disk space on C: (Gb)	Used disk space on C: (Gb)	Free disk space on D: (%)	Total disk space on D: (Gb)	Used disk space on D: (Gb)	Free disk space on E: (%)	Total disk space on E: (Gb)	Used disk space on E: (Gb)
10/5/2025	35	105	68	24	350	265	84	300	47
10/4/2025	34	105	69	24	350	265	84	300	48
10/3/2025	34	105	69	24	350	265	84	300	48
10/2/2025	34	105	69	24	350	265	84	300	48
10/1/2025	34	105	69	24	350	265	84	300	48
9/30/2025	35	105	68	24	350	265	76	300	72
9/29/2025	35	105	68	24	350	265	74	300	77

Harddisk Usage GLG\_PRD\_GLGSPABSB12

	Free disk space on C: (%)	Total disk space on C: (Gb)	Used disk space on C: (Gb)	Free disk space on D: (%)	Total disk space on D: (Gb)	Used disk space on D: (Gb)
10/5/2025	45	150	83	38	350	215
10/4/2025	44	150	83	39	350	214
10/3/2025	44	150	83	40	350	210
10/2/2025	46	150	82	40	350	210
10/1/2025	46	150	80	40	350	211
9/30/2025	47	150	79	39	350	213
9/29/2025	48	150	77	40	350	211

# Weekly SLA Customer Report

Customer GLG\_Production  
 Database ID 221



Harddisk Usage GLG\_PRD\_GLGSSABSAIO01

	Free disk space on C: (%)	Total disk space on C: (Gb)	Used disk space on C: (Gb)	Free disk space on D: (%)	Total disk space on D: (Gb)	Used disk space on D: (Gb)	Free disk space on E: (%)	Total disk space on E: (Gb)	Used disk space on E: (Gb)
10/5/2025	25	90	67	38	900	561	76	300	72
10/4/2025	24	90	68	38	900	559	76	300	72
10/3/2025	26	90	66	38	900	556	76	300	73
10/2/2025	25	90	67	39	900	551	75	300	74
10/1/2025	25	90	67	39	900	547	74	300	77
9/30/2025	25	90	67	40	900	542	74	300	77
9/29/2025	25	90	67	40	900	538	74	300	77

Harddisk Usage GLG\_PRD\_GLGSSABSWEB01

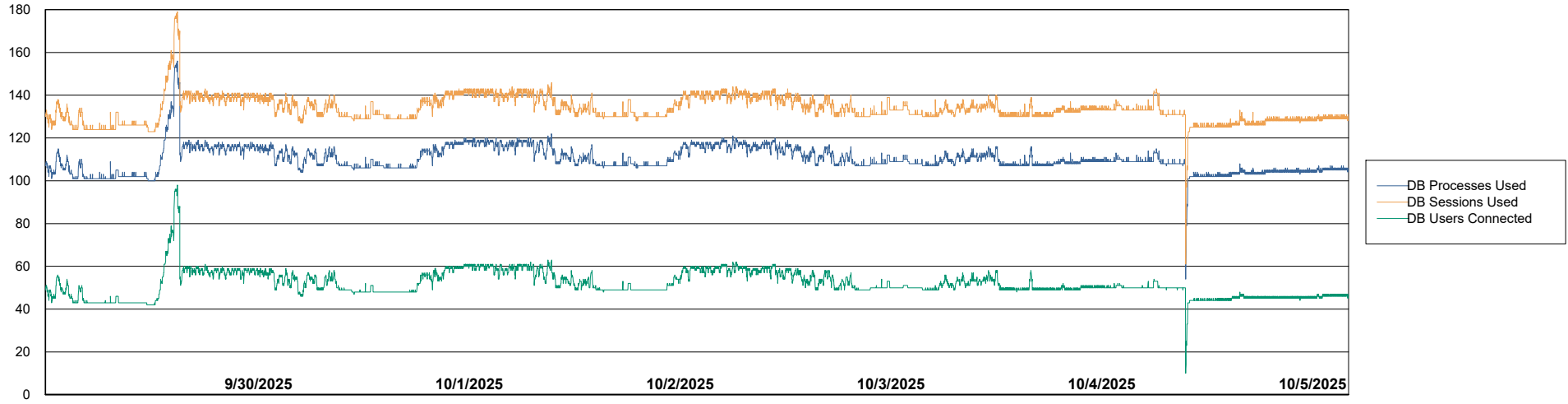
	Free disk space on C: (%)	Total disk space on C: (Gb)	Used disk space on C: (Gb)
10/5/2025	18	70	57
10/4/2025	18	70	57
10/3/2025	18	70	57
10/2/2025	18	70	57
10/1/2025	18	70	57
9/30/2025	18	70	57
9/29/2025	18	70	57

# Weekly SLA Customer Report

Customer GLG\_Production  
Database ID 221



Database Performance GLG\_PRD\_GLGSPABSAIO01\_ABS1

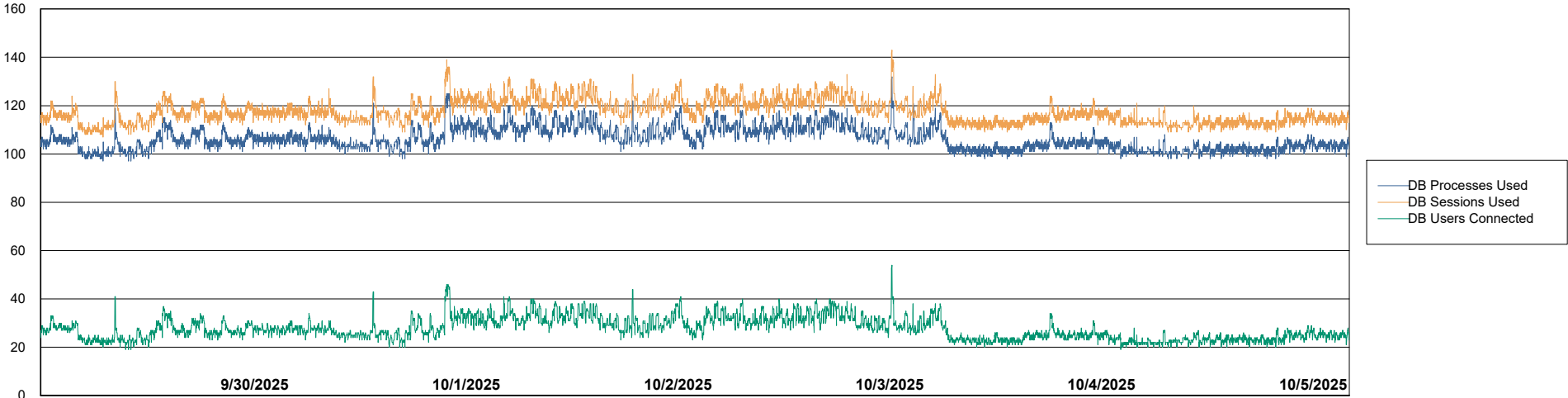


# Weekly SLA Customer Report

Customer GLG\_Production  
Database ID 221



Database Performance GLG\_PRD\_GLGSPABSBI2\_ABS1

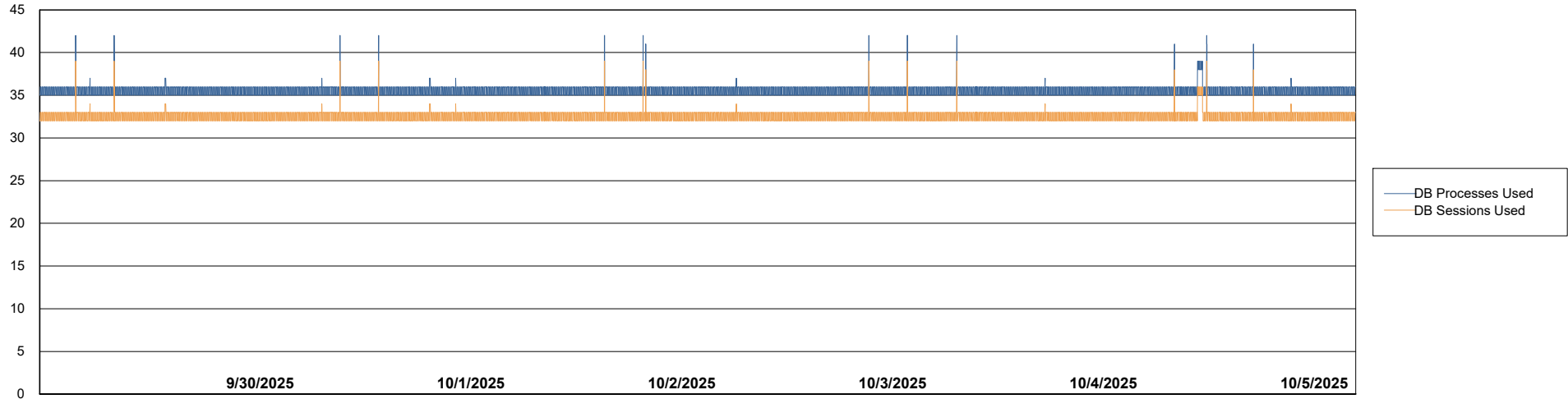


# Weekly SLA Customer Report

Customer GLG\_Production  
Database ID 221



Database Performance GLG\_PRD\_GLGSSABSAIO01\_HSBABS1



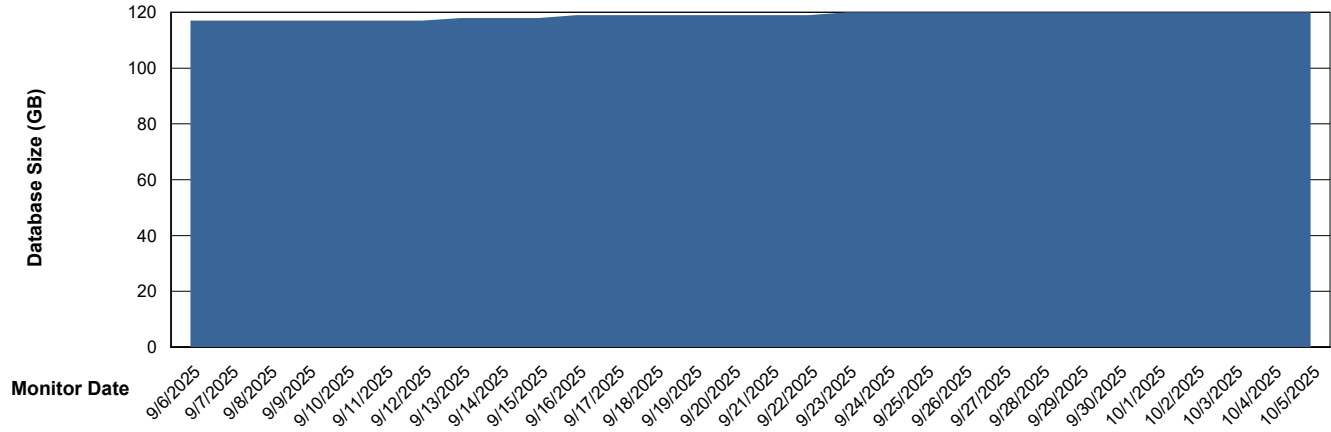
# Weekly SLA Customer Report

Customer GLG\_Production  
Database ID 221



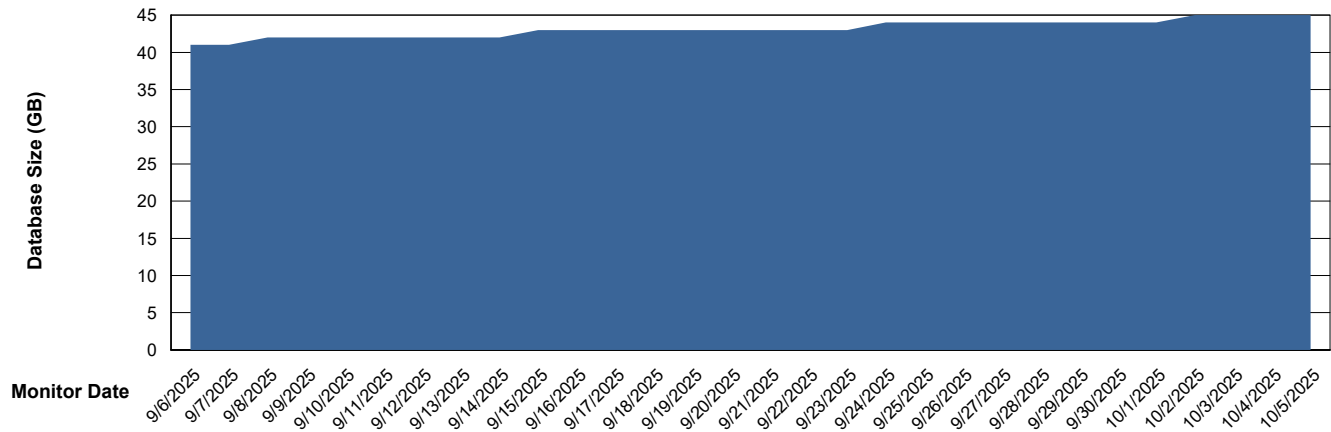
DATABASE SIZE GLG\_PRD\_GLGSPABSAIO01\_ABS1

### Database growth over last month



DATABASE SIZE GLG\_PRD\_GLGSPABSBI2\_ABS1

### Database growth over last month



# Weekly SLA Customer Report

Customer GLG\_Production  
Database ID 221



Database Tablespace GLG\_PRD\_GLGSPABSAIO01\_ABS1

Date	Tablespace Name	Filesize (Gb)	Usedsize (Gb)	Percentage free
10/5/2025	ABSDATA	102	85	16
	INDX	32	22	33
10/4/2025	ABSDATA	102	85	16
	INDX	32	22	33
10/3/2025	ABSDATA	102	85	16
	INDX	32	22	33
10/2/2025	ABSDATA	102	85	16
	INDX	32	22	33
10/1/2025	ABSDATA	102	85	16
	INDX	32	21	33
9/30/2025	ABSDATA	102	85	16
	INDX	32	21	33
9/29/2025	ABSDATA	102	85	16
	INDX	32	21	33

# Weekly SLA Customer Report

Customer GLG\_Production  
 Database ID 221



Database Tablespace GLG\_PRD\_GLGSPABSBI2\_ABS1

Date	Tablespace Name	Filesize (Gb)	Usedsize (Gb)	Percentage free
10/5/2025	ABSDATA	55	21	62
	INDX	54	12	78
10/4/2025	ABSDATA	55	21	62
	INDX	54	12	78
10/3/2025	ABSDATA	55	21	62
	INDX	54	12	78
10/2/2025	ABSDATA	55	21	62
	INDX	54	12	78
10/1/2025	ABSDATA	55	21	62
	INDX	54	12	78
9/30/2025	ABSDATA	55	21	62
	INDX	54	12	78
9/29/2025	ABSDATA	55	21	62
	INDX	54	12	78

BI last ETL error for GLG\_PRD\_GLGSPABSBI2\_ABS1

Sun, 5-10-2025	None
Mon, 29-09-2025	None
Fri, 3-10-2025	None
Sat, 4-10-2025	None
Tue, 30-09-2025	None
Wed, 1-10-2025	None
Thu, 2-10-2025	None

# Weekly SLA Customer Report

Customer GLG\_Production  
Database ID 221



Standby Database Health      GLG\_Production

## Recovery lag for last 7 days



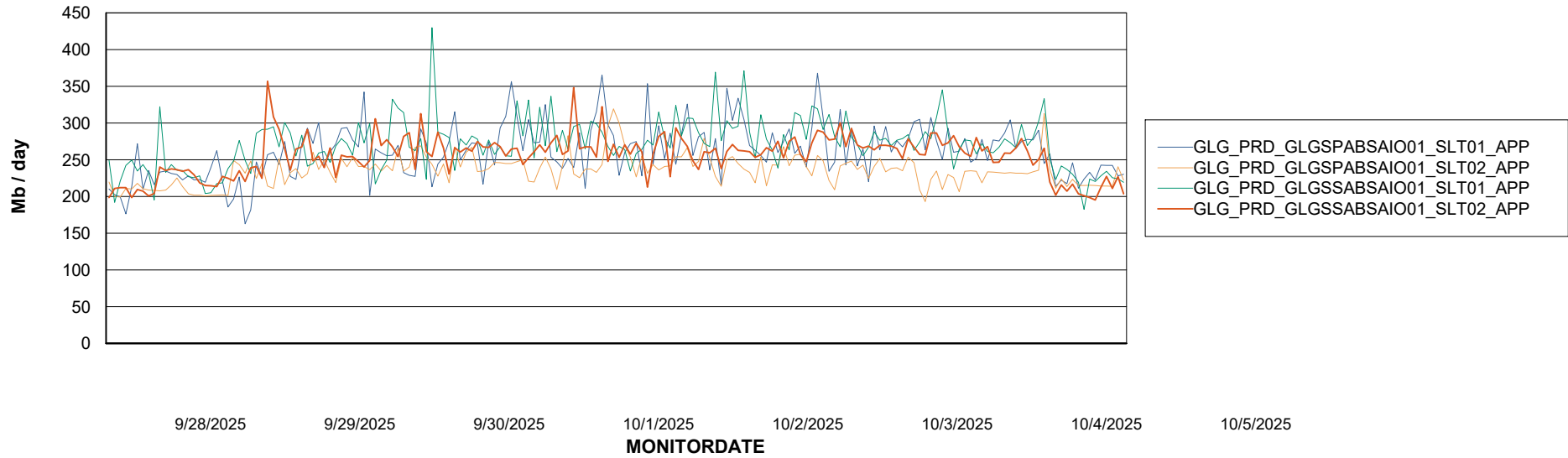
# Weekly SLA Customer Report

Customer GLG\_Production  
Database ID 221

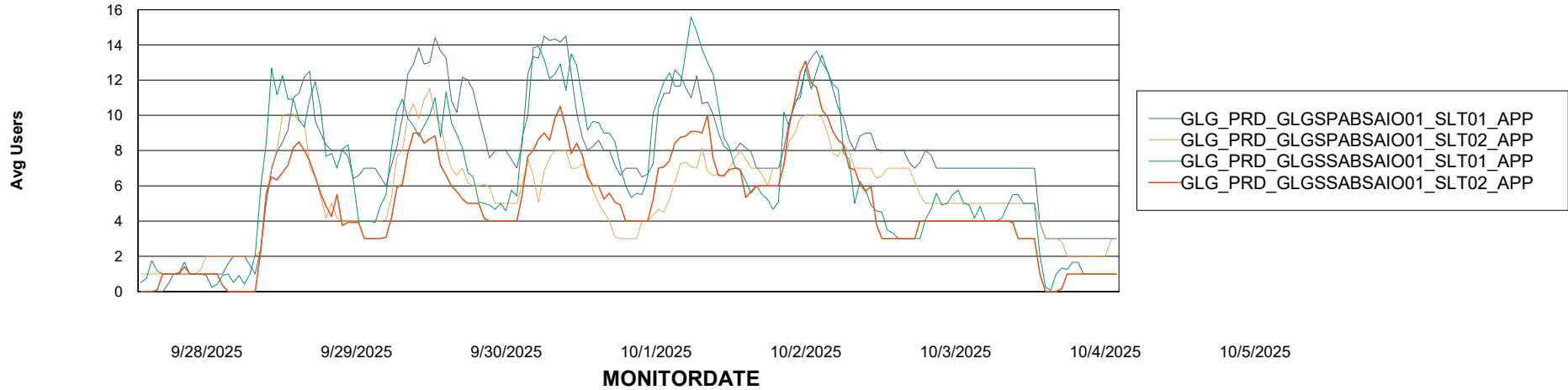


## ABSSolute Application Server Services

### Avg memory used per ABS Server Service



### Avg users per day per ABS server



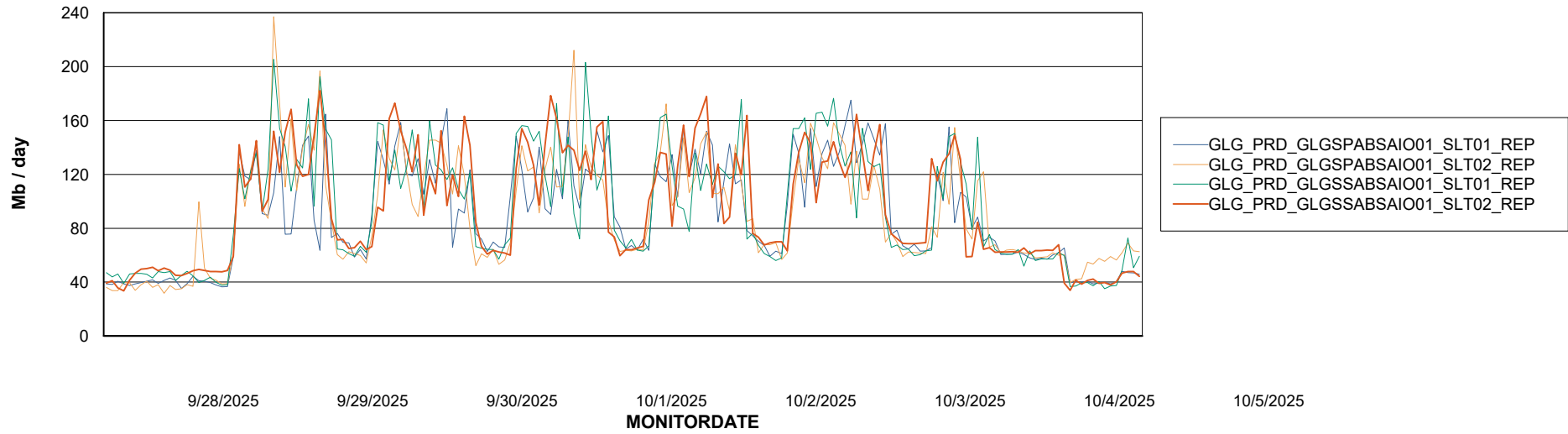
# Weekly SLA Customer Report

Customer GLG\_Production  
Database ID 221



## ABSSolute Application ReportServer Services

### Avg memory used per ReportServer Service



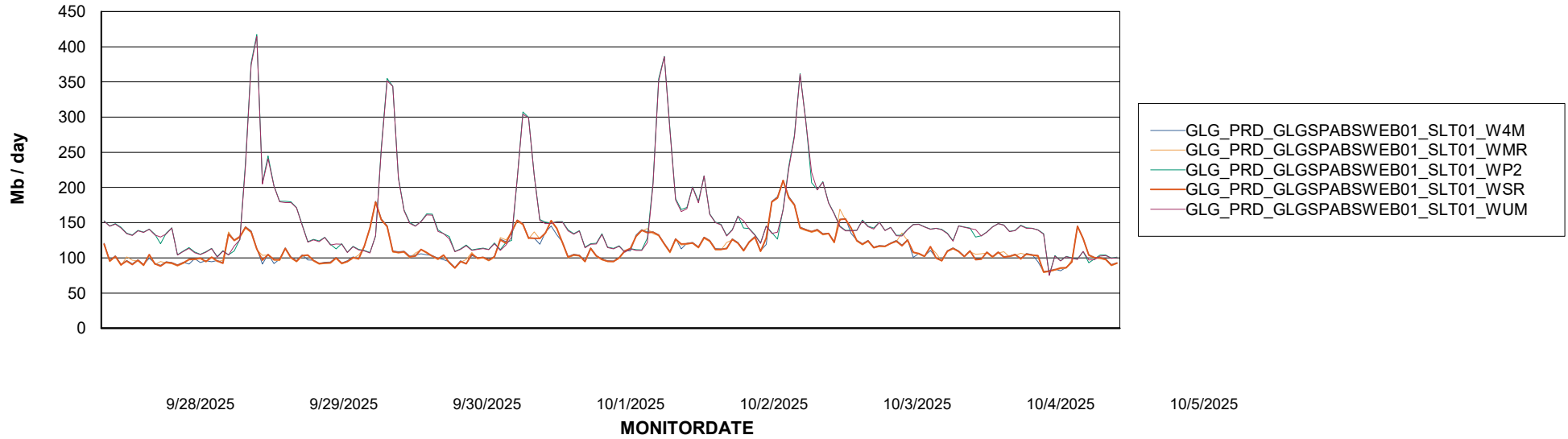
# Weekly SLA Customer Report

Customer GLG\_Production  
Database ID 221



## ABSSolute Web Component Services

### Avg memory used per ABS Web component



# Weekly SLA Customer Report

Customer GLG\_Production  
Database ID 221



### Disaster per ABS component

