

# Weekly SLA Customer Report

Customer LLG\_Production  
 Database ID 148



Harddisk Usage LLG\_ABSAPPS01

	Free disk space on C: (%)	Total disk space on C: (Gb)	Used disk space on C: (Gb)	Free disk space on D: (%)	Total disk space on D: (Gb)	Used disk space on D: (Gb)
9/28/2025	84	500	80	98	393	7
9/27/2025	84	500	80	98	393	7
9/26/2025	84	500	79	98	393	7
9/25/2025	84	500	80	98	393	7
9/24/2025	84	500	80	98	393	7
9/23/2025	84	500	80	98	393	7
9/22/2025	84	500	80	98	393	7

Harddisk Usage LLG\_ABSApps02

	Free disk space on C: (%)	Total disk space on C: (Gb)	Used disk space on C: (Gb)	Free disk space on D: (%)	Total disk space on D: (Gb)	Used disk space on D: (Gb)
9/28/2025	90	500	49	96	393	16
9/27/2025	90	500	49	96	393	16
9/26/2025	90	500	49	96	393	16
9/25/2025	90	500	49	96	393	16
9/24/2025	90	500	49	96	393	16
9/23/2025	90	500	51	96	393	16
9/22/2025	90	500	51	96	393	16

# Weekly SLA Customer Report

Customer LLG\_Production  
Database ID 148



## Harddisk Usage LLG\_ABSBI01

	Free disk space on C: (%)	Total disk space on C: (Gb)	Used disk space on C: (Gb)	Free disk space on D: (%)	Total disk space on D: (Gb)	Used disk space on D: (Gb)
9/28/2025	82	446	78	90	2,681	268
9/27/2025	82	446	78	90	2,681	267
9/26/2025	83	446	78	90	2,681	266
9/25/2025	82	446	78	90	2,681	265
9/24/2025	82	446	79	90	2,681	265
9/23/2025	82	446	78	90	2,681	265
9/22/2025	82	446	79	90	2,681	265

## Harddisk Usage LLG\_ABSDB01

	Free disk space on C: (%)	Total disk space on C: (Gb)	Used disk space on C: (Gb)	Free disk space on D: (%)	Total disk space on D: (Gb)	Used disk space on D: (Gb)	Free disk space on E: (%)	Total disk space on E: (Gb)	Used disk space on E: (Gb)
9/28/2025	86	446	62	69	1,605	495	66	1,077	367
9/27/2025	86	446	62	69	1,605	495	66	1,077	364
9/26/2025	86	446	61	69	1,605	495	66	1,077	364
9/25/2025	86	446	61	69	1,605	495	66	1,077	363
9/24/2025	86	446	62	69	1,605	495	66	1,077	363
9/23/2025	86	446	61	69	1,605	495	66	1,077	363
9/22/2025	86	446	61	69	1,605	495	66	1,077	363

# Weekly SLA Customer Report

Customer LLG\_Production  
 Database ID 148



Harddisk Usage LLG\_ABSDB02

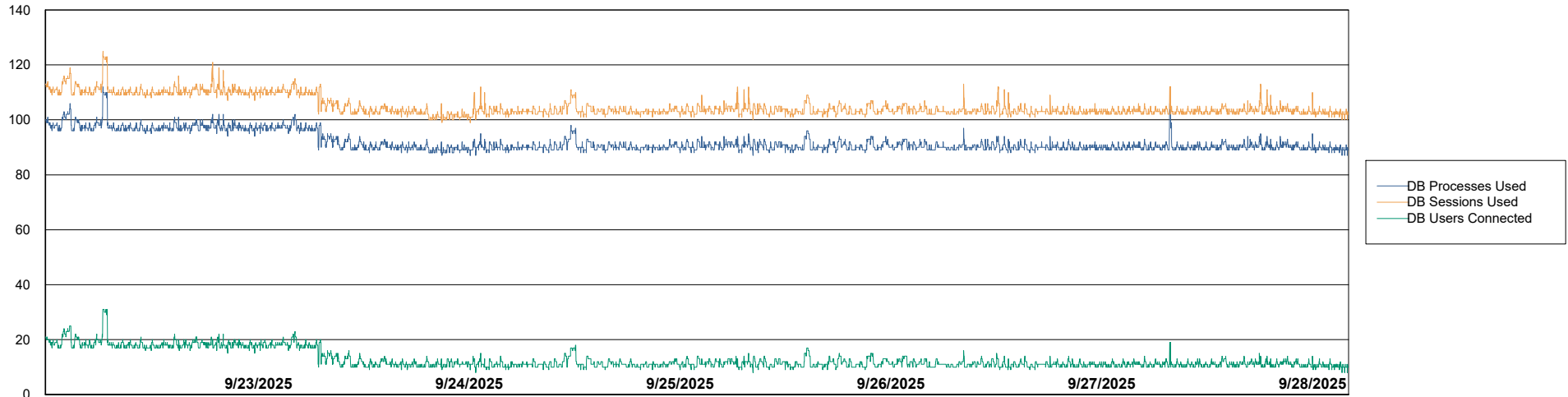
	Free disk space on C: (%)	Total disk space on C: (Gb)	Used disk space on C: (Gb)	Free disk space on D: (%)	Total disk space on D: (Gb)	Used disk space on D: (Gb)	Free disk space on E: (%)	Total disk space on E: (Gb)	Used disk space on E: (Gb)
9/28/2025	81	446	85	61	1,605	625	99	1,077	13
9/27/2025	81	446	85	61	1,605	625	99	1,077	11
9/26/2025	81	446	85	61	1,605	625	99	1,077	9
9/25/2025	81	446	85	61	1,605	625	99	1,077	8
9/24/2025	81	446	85	61	1,605	625	82	1,077	194
9/23/2025	81	446	86	61	1,605	625	82	1,077	193
9/22/2025	82	446	82	61	1,605	625	82	1,077	193

# Weekly SLA Customer Report

Customer LLG\_Production  
Database ID 148



## Database Performance LLG\_ABSBI01\_BI\_PROD\_ABS1

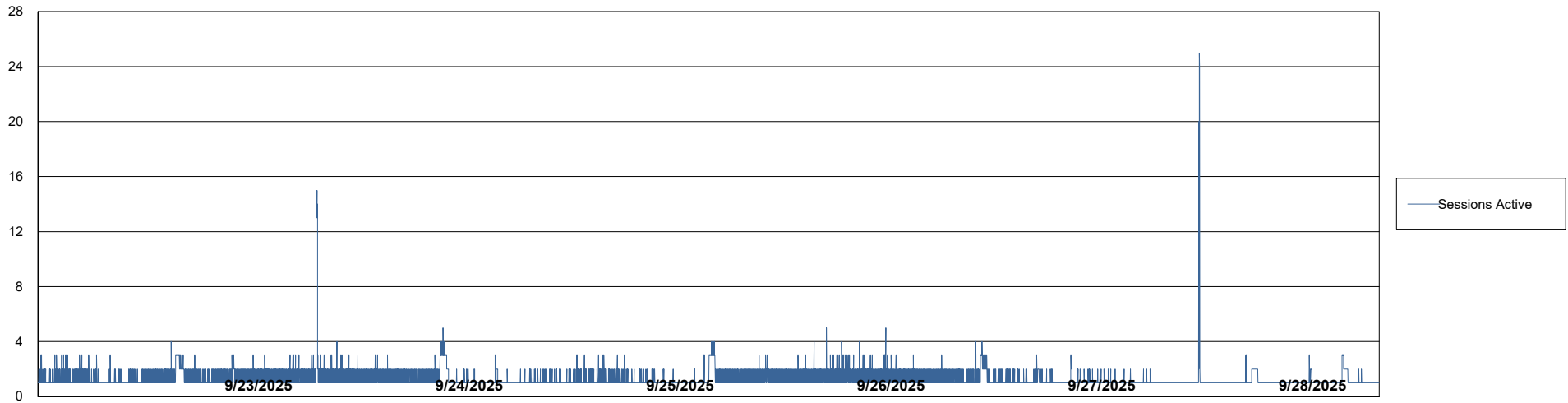
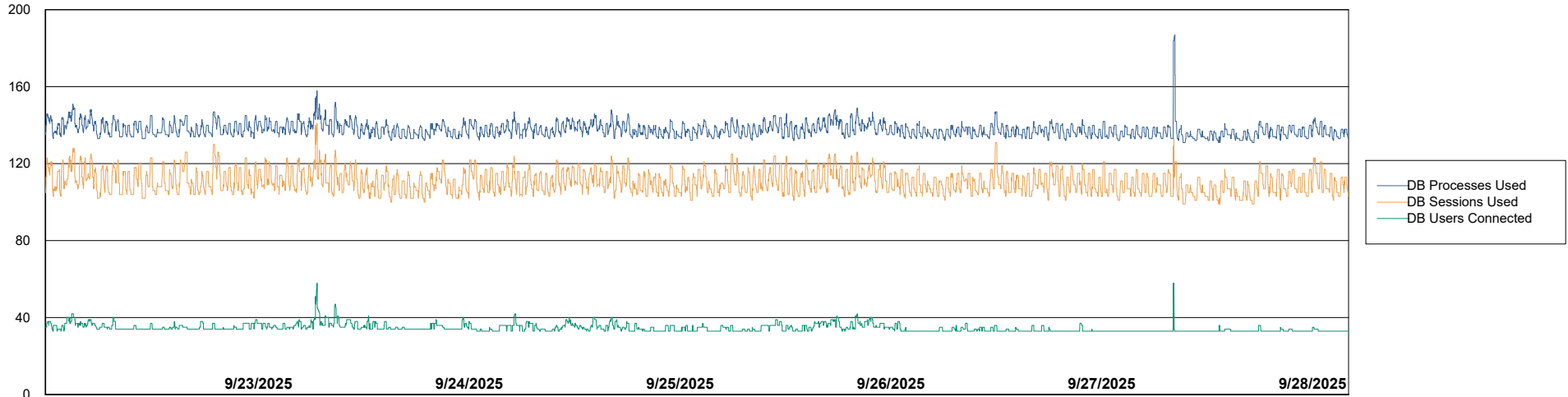


# Weekly SLA Customer Report

Customer LLG\_Production  
Database ID 148



## Database Performance LLG\_ABSDB01\_PROD\_ABS1

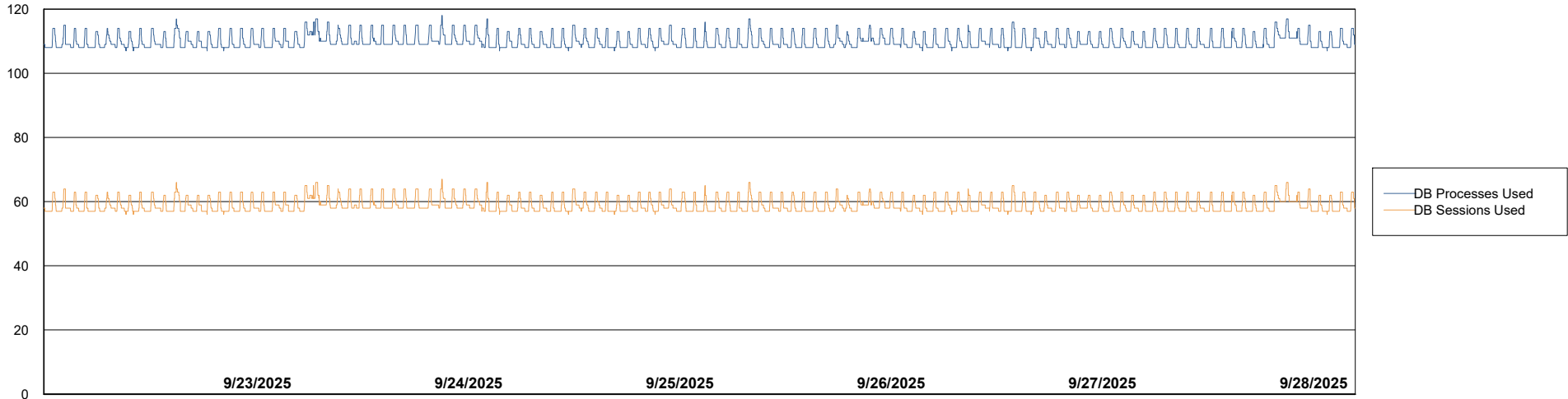


# Weekly SLA Customer Report

Customer LLG\_Production  
Database ID 148



Database Performance LLG\_ABSDB02\_PROD\_HSBABS1



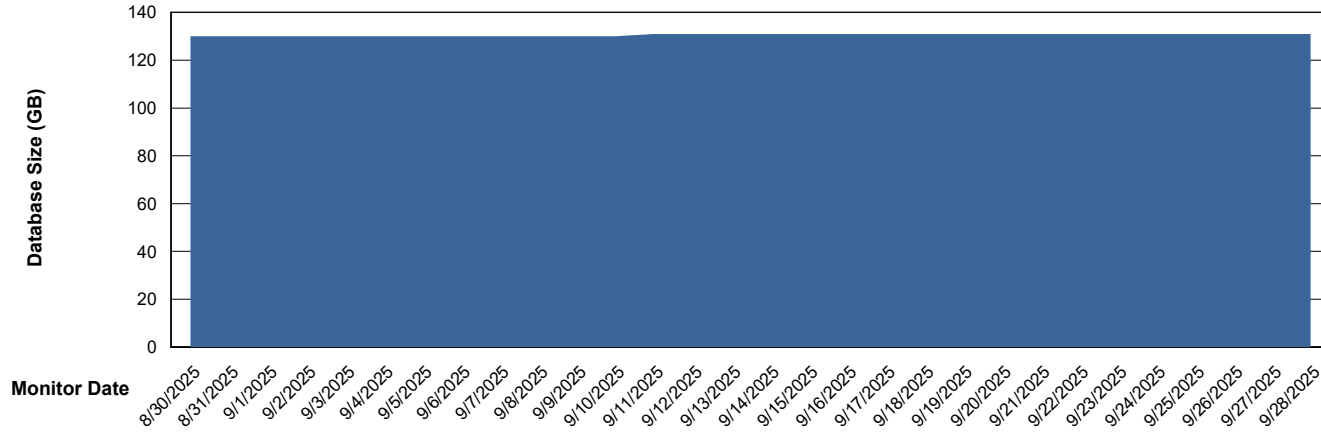
# Weekly SLA Customer Report

Customer LLG\_Production  
Database ID 148



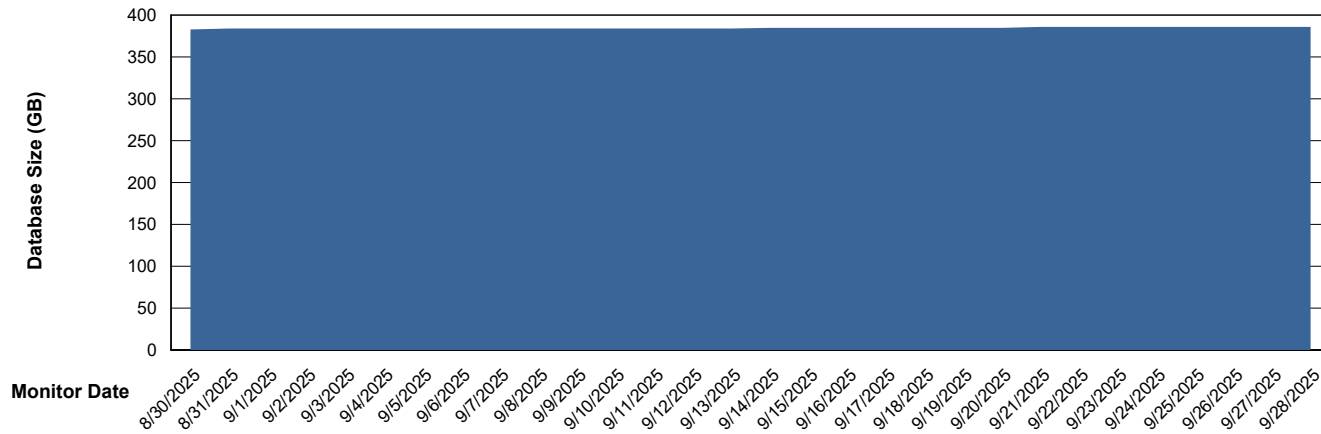
DATABASE SIZE LLG\_ABSBI01\_BI\_PROD\_ABS1

### Database growth over last month



DATABASE SIZE LLG\_ABSDB01\_PROD\_ABS1

### Database growth over last month



# Weekly SLA Customer Report

Customer      LLG\_Production  
 Database ID    148



Database Tablespace      LLG\_ABSBI01\_BI\_PROD\_ABS1

Date	Tablespace Name	Filesize (Gb)	Usedsize (Gb)	Percentage free
9/28/2025	ABSDATA	64	53	16
	INDX	84	69	18
9/27/2025	ABSDATA	64	53	16
	INDX	84	69	18
9/26/2025	ABSDATA	64	53	16
	INDX	84	69	18
9/25/2025	ABSDATA	64	53	17
	INDX	82	69	16
9/24/2025	ABSDATA	64	53	17
	INDX	82	69	16
9/23/2025	ABSDATA	64	53	17
	INDX	82	69	16
9/22/2025	ABSDATA	64	53	17
	INDX	82	69	16

# Weekly SLA Customer Report

Customer LLG\_Production  
 Database ID 148



Database Tablespace LLG\_ABSD01\_PROD\_ABS1

Date	Tablespace Name	Filesize (Gb)	Usedsize (Gb)	Percentage free
9/28/2025	ABSDATA	188	158	16
	INDX	256	213	17
9/27/2025	ABSDATA	188	158	16
	INDX	256	213	17
9/26/2025	ABSDATA	188	158	16
	INDX	256	213	17
9/25/2025	ABSDATA	188	158	16
	INDX	256	213	17
9/24/2025	ABSDATA	188	158	16
	INDX	256	213	17
9/23/2025	ABSDATA	188	158	16
	INDX	256	213	17
9/22/2025	ABSDATA	188	158	16
	INDX	256	212	17

BI Status and last ETL error for LLG\_ABSBI01\_BI\_PROD\_ABS1

	Tue 23/9/2025	Wed 24/9/2025	Thu 25/9/2025	Fri 26/9/2025	Sat 27/9/2025	Sun 28/9/2025
<b>ABS DataWarehouse ETL Health</b>	OK	OK	OK	OK	OK	OK
<b>ABS DWHStaging ETL Health</b>	OK	OK	OK	OK	OK	OK

# Weekly SLA Customer Report

Customer LLG\_Production  
Database ID 148



BI last ETL error for	LLG_ABSBI01_BI_PROD_ABS1
-----------------------	--------------------------

Sun, 28-09-2025	None
Sun, 28-09-2025	None
Wed, 24-09-2025	None
Sat, 27-09-2025	None
Tue, 23-09-2025	None
Mon, 22-09-2025	None
Fri, 26-09-2025	None
Thu, 25-09-2025	None
Wed, 24-09-2025	None
Thu, 25-09-2025	None
Sat, 27-09-2025	None
Mon, 22-09-2025	None
Fri, 26-09-2025	None
Tue, 23-09-2025	None

# Weekly SLA Customer Report

Customer LLG\_Production  
Database ID 148



Standby Database Health LLG\_Production

## Recovery lag for last 7 days



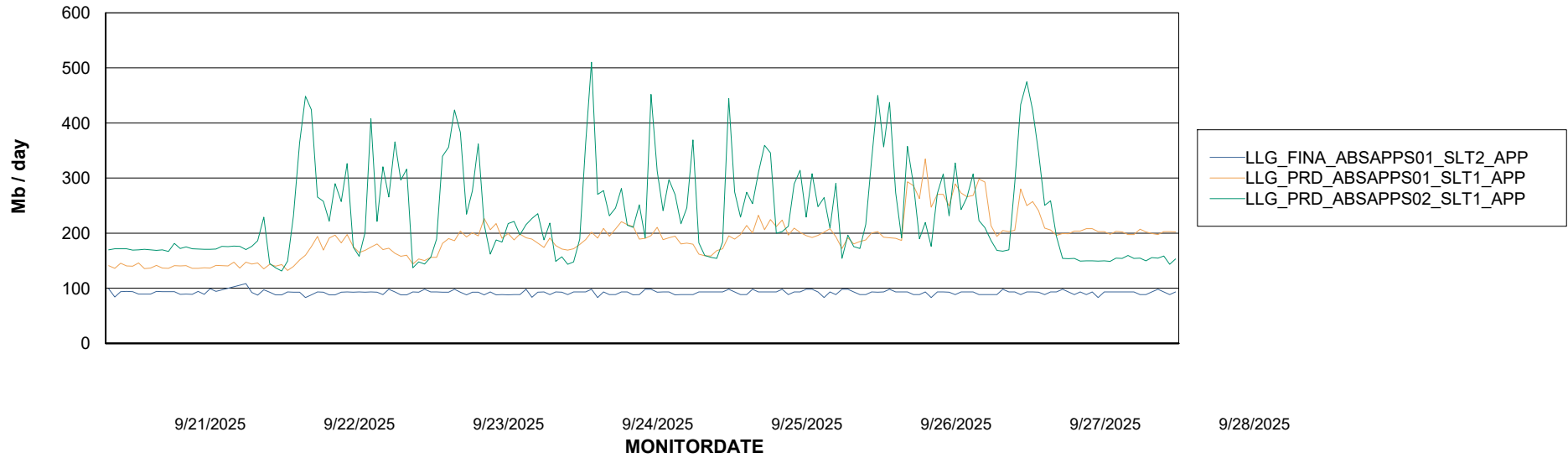
# Weekly SLA Customer Report

Customer LLG\_Production  
Database ID 148

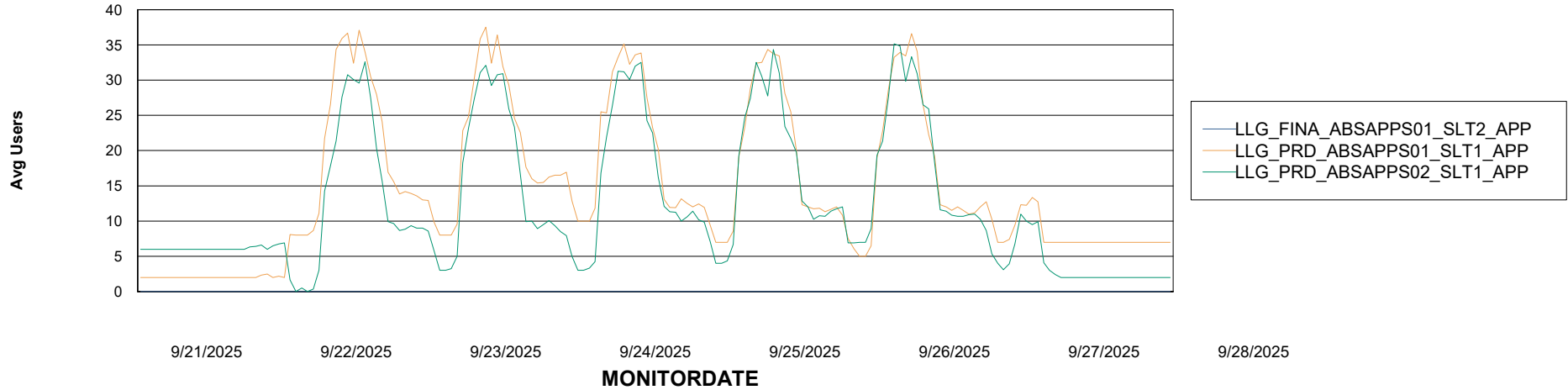


## ABSSolute Application Server Services

### Avg memory used per ABS Server Service



### Avg users per day per ABS server



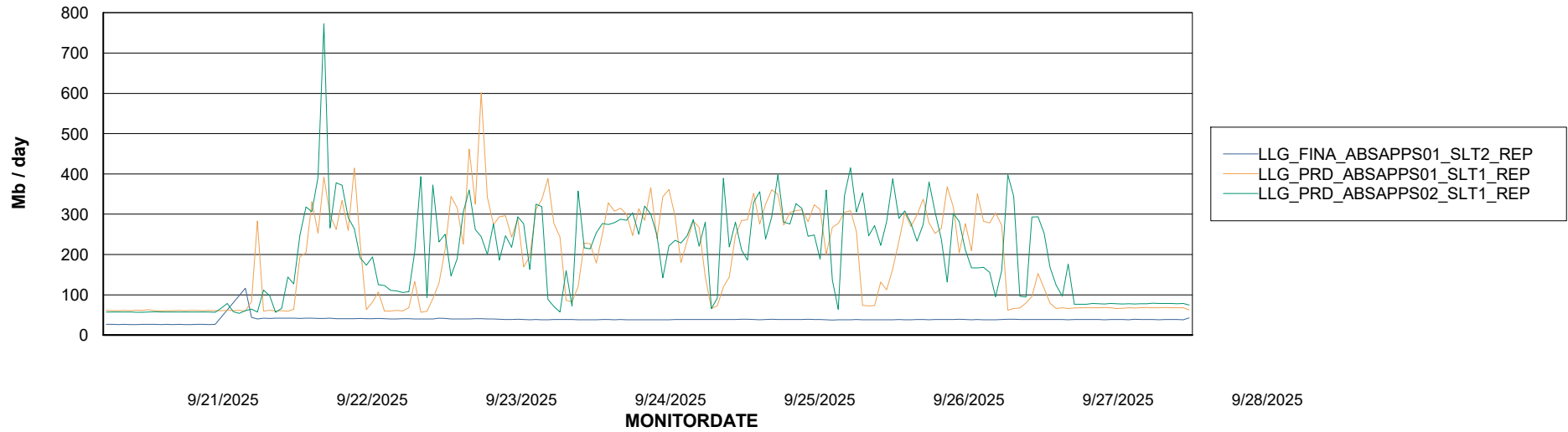
# Weekly SLA Customer Report

Customer LLG\_Production  
Database ID 148



## ABSSolute Application ReportServer Services

### Avg memory used per ReportServer Service



### Disaster per ABS component

