

Weekly SLA Customer Report

Customer SPI_Production
 Database ID 49



Harddisk Usage SPI_PRD_SRV2016-SW1

	Free disk space on C: (%)	Total disk space on C: (Gb)	Used disk space on C: (Gb)	Free disk space on D: (%)	Total disk space on D: (Gb)	Used disk space on D: (Gb)
9/21/2025	35	79	52	55	100	45
9/20/2025	35	79	52	55	100	45
9/19/2025	35	79	52	55	100	45
9/18/2025	35	79	52	55	100	45
9/17/2025	35	79	52	55	100	45
9/16/2025	35	79	52	55	100	45
9/15/2025	35	79	52	55	100	45

Harddisk Usage SPI_PRD_SRV2016-SW2

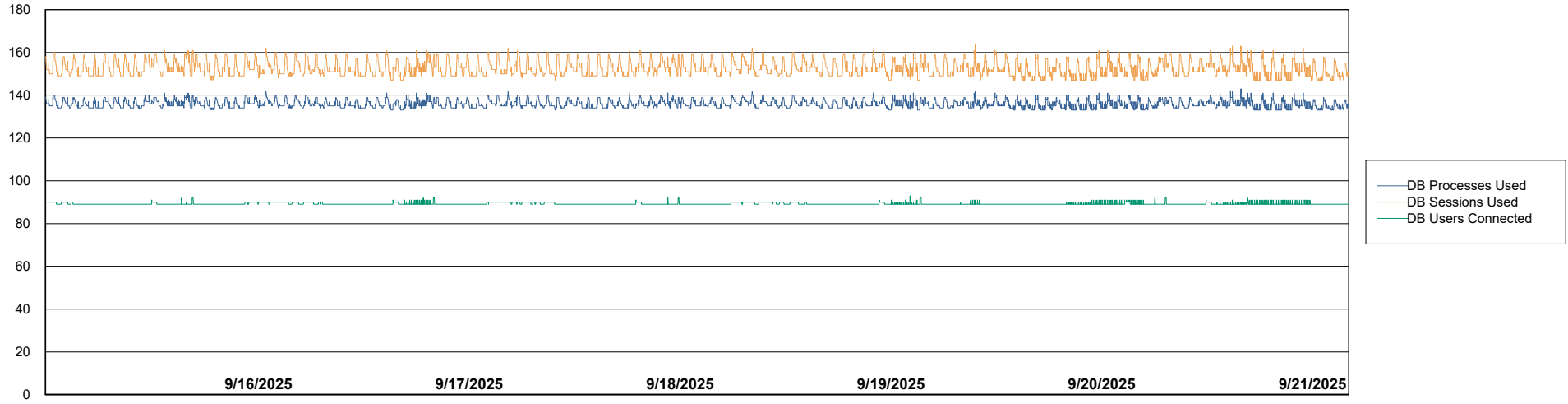
	Free disk space on C: (%)	Total disk space on C: (Gb)	Used disk space on C: (Gb)	Free disk space on D: (%)	Total disk space on D: (Gb)	Used disk space on D: (Gb)
9/21/2025	35	79	52	59	150	62
9/20/2025	35	79	51	59	150	62
9/19/2025	35	79	51	59	150	62
9/18/2025	35	79	51	59	150	62
9/17/2025	35	79	51	59	150	62
9/16/2025	35	79	51	59	150	62
9/15/2025	35	79	51	59	150	62

Weekly SLA Customer Report

Customer SPI_Production
Database ID 49



Database Performance SPI_PRD_SRV2016-SW1_ABS1



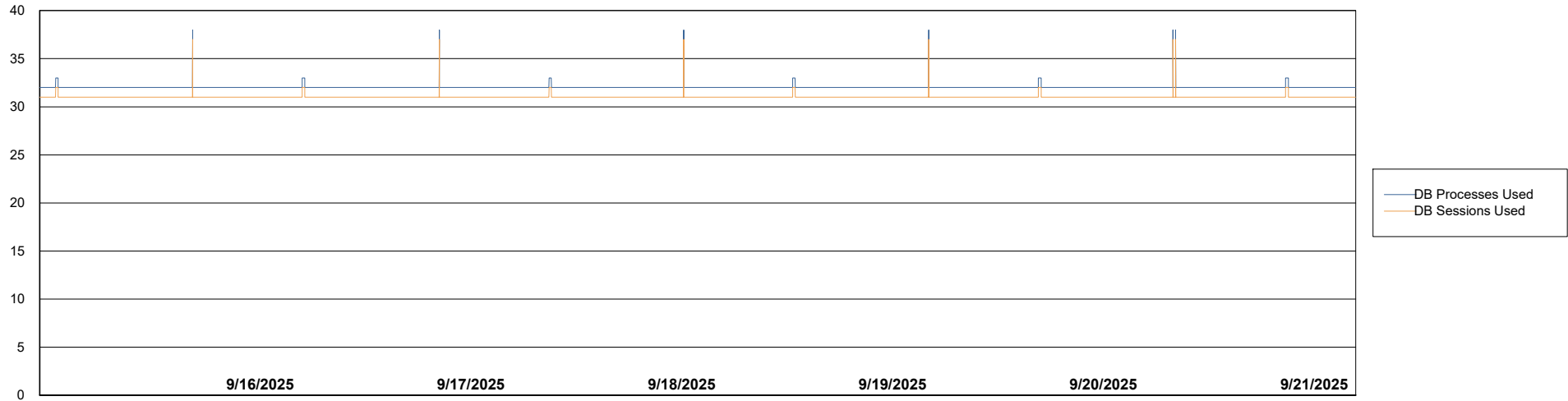
Weekly SLA Customer Report

Customer SPI_Production
Database ID 49



Database Performance SPI_PRD_SRV2016-SW2_HSBABS1

DB Processes Max 500



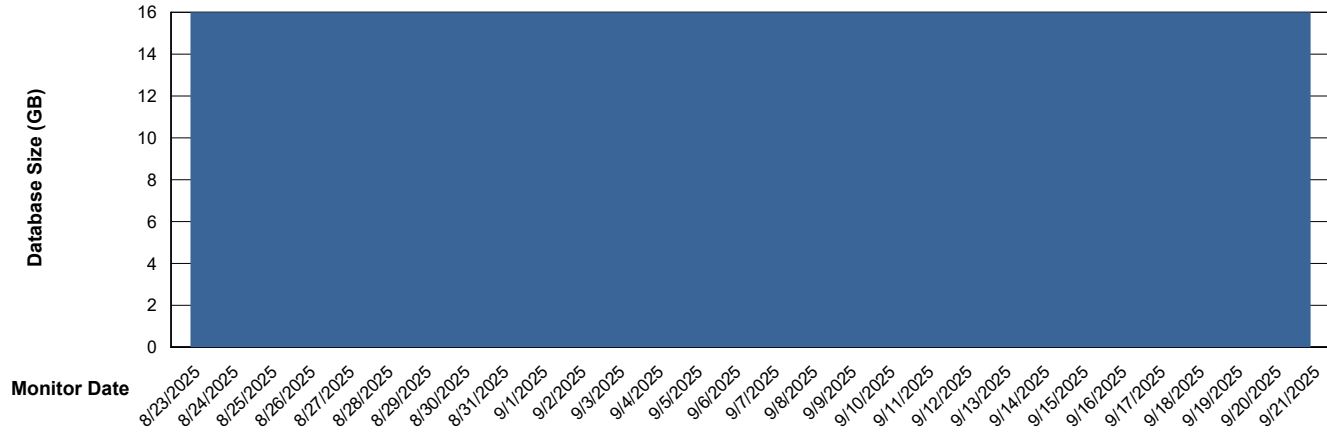
Weekly SLA Customer Report

Customer SPI_Production
 Database ID 49



DATABASE SIZE SPI_PRD_SRV2016-SW1_ABS1

Database growth over last month



Database Tablespace SPI_PRD_SRV2016-SW1_ABS1

Date	Tablespace Name	Filesize (Gb)	Usedsize (Gb)	Percentage free
9/21/2025	ABSDATA	5	3	36
	INDX	8	6	31
9/20/2025	ABSDATA	5	3	36
	INDX	8	6	31
9/19/2025	ABSDATA	5	3	36
	INDX	8	6	31
9/18/2025	ABSDATA	5	3	36
	INDX	8	6	31
9/17/2025	ABSDATA	5	3	36
	INDX	8	6	31
9/16/2025	ABSDATA	5	3	36
	INDX	8	6	31
9/15/2025	ABSDATA	5	3	36
	INDX	8	6	31

Weekly SLA Customer Report

Customer SPI_Production
Database ID 49



Standby Database Health SPI_Production

Recovery lag for last 7 days

