

Weekly SLA Customer Report

Customer LLG_Production
 Database ID 148



Harddisk Usage LLG_ABSAPPS01

	Free disk space on C: (%)	Total disk space on C: (Gb)	Used disk space on C: (Gb)	Free disk space on D: (%)	Total disk space on D: (Gb)	Used disk space on D: (Gb)
9/21/2025	84	500	80	98	393	7
9/20/2025	84	500	81	98	393	7
9/19/2025	84	500	80	98	393	7
9/18/2025	84	500	80	98	393	7
9/17/2025	84	500	80	98	393	7
9/16/2025	84	500	80	98	393	7
9/15/2025	84	500	79	98	393	7

Harddisk Usage LLG_ABSApps02

	Free disk space on C: (%)	Total disk space on C: (Gb)	Used disk space on C: (Gb)	Free disk space on D: (%)	Total disk space on D: (Gb)	Used disk space on D: (Gb)
9/21/2025	90	500	50	96	393	16
9/20/2025	90	500	50	96	393	16
9/19/2025	90	500	49	96	393	16
9/18/2025	90	500	49	96	393	16
9/17/2025	90	500	50	96	393	16
9/16/2025	90	500	49	96	393	15
9/15/2025	90	500	49	96	393	15

Weekly SLA Customer Report

Customer LLG_Production
Database ID 148



Harddisk Usage LLG_ABSBI01

	Free disk space on C: (%)	Total disk space on C: (Gb)	Used disk space on C: (Gb)	Free disk space on D: (%)	Total disk space on D: (Gb)	Used disk space on D: (Gb)
9/21/2025	82	446	79	90	2,681	265
9/20/2025	82	446	79	90	2,681	265
9/19/2025	82	446	78	90	2,681	265
9/18/2025	82	446	78	90	2,681	265
9/17/2025	82	446	78	90	2,681	265
9/16/2025	82	446	78	90	2,681	265
9/15/2025	83	446	77	90	2,681	265

Harddisk Usage LLG_ABSDB01

	Free disk space on C: (%)	Total disk space on C: (Gb)	Used disk space on C: (Gb)	Free disk space on D: (%)	Total disk space on D: (Gb)	Used disk space on D: (Gb)	Free disk space on E: (%)	Total disk space on E: (Gb)	Used disk space on E: (Gb)
9/21/2025	86	446	62	69	1,605	495	66	1,077	364
9/20/2025	86	446	62	69	1,605	495	66	1,077	363
9/19/2025	86	446	61	69	1,605	495	66	1,077	363
9/18/2025	86	446	62	69	1,605	495	66	1,077	363
9/17/2025	86	446	62	69	1,605	495	66	1,077	363
9/16/2025	86	446	62	69	1,605	495	66	1,077	363
9/15/2025	87	446	60	69	1,605	495	66	1,077	362

Weekly SLA Customer Report

Customer LLG_Production
 Database ID 148



Harddisk Usage LLG_ABSDB02

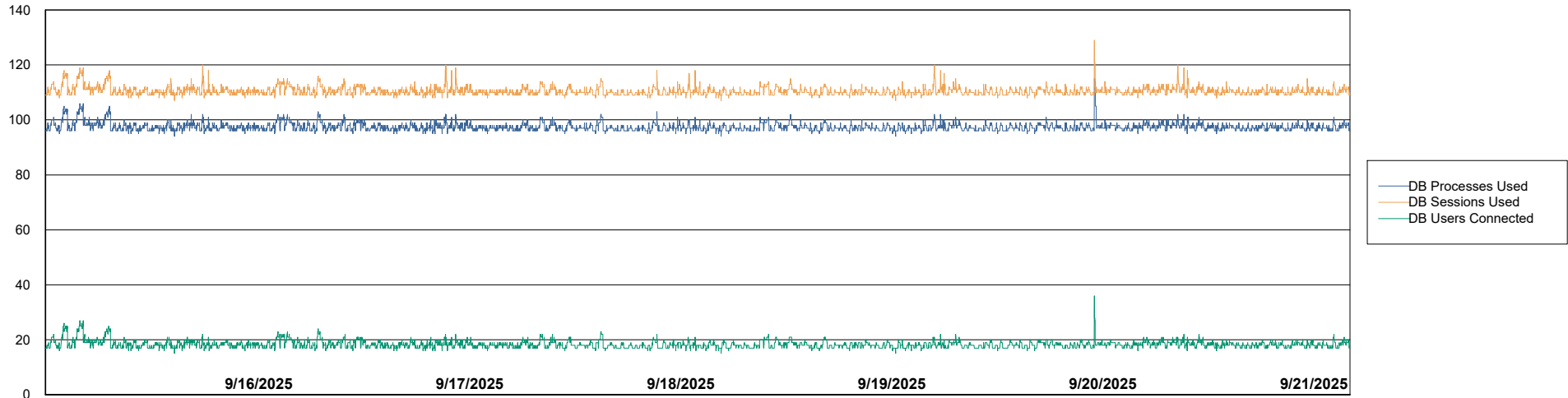
	Free disk space on C: (%)	Total disk space on C: (Gb)	Used disk space on C: (Gb)	Free disk space on D: (%)	Total disk space on D: (Gb)	Used disk space on D: (Gb)	Free disk space on E: (%)	Total disk space on E: (Gb)	Used disk space on E: (Gb)
9/21/2025	83	446	74	61	1,605	625	99	1,077	9
9/20/2025	83	446	74	61	1,605	625	99	1,077	10
9/19/2025	84	446	73	61	1,605	625	81	1,077	200
9/18/2025	84	446	73	61	1,605	625	82	1,077	198
9/17/2025	84	446	74	61	1,605	625	82	1,077	196
9/16/2025	84	446	73	61	1,605	625	82	1,077	194
9/15/2025	38	446	278	61	1,605	625	82	1,077	197

Weekly SLA Customer Report

Customer LLG_Production
Database ID 148



Database Performance LLG_ABSBI01_BI_PROD_ABS1

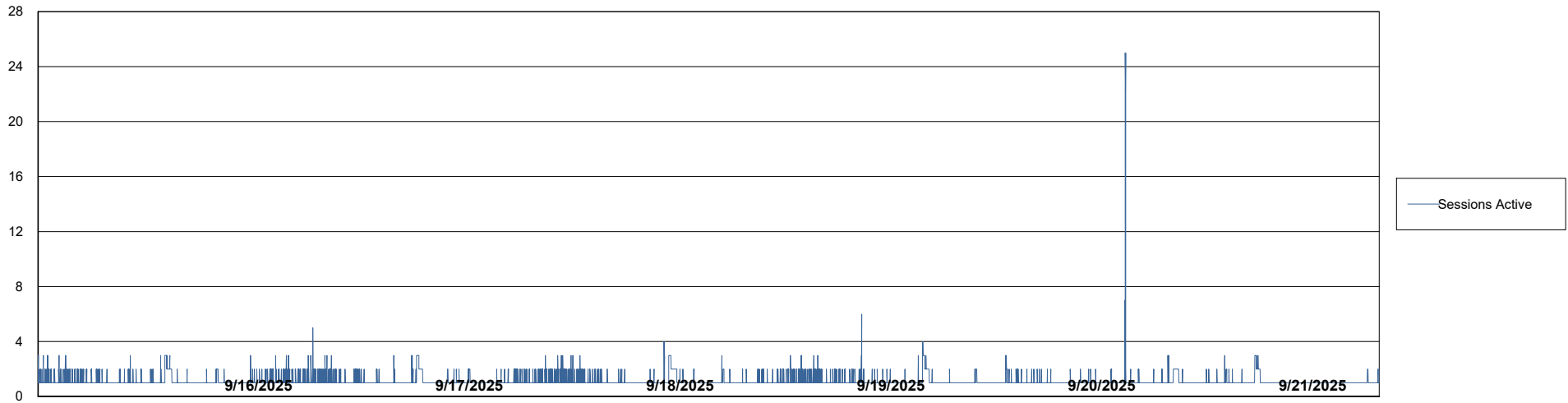
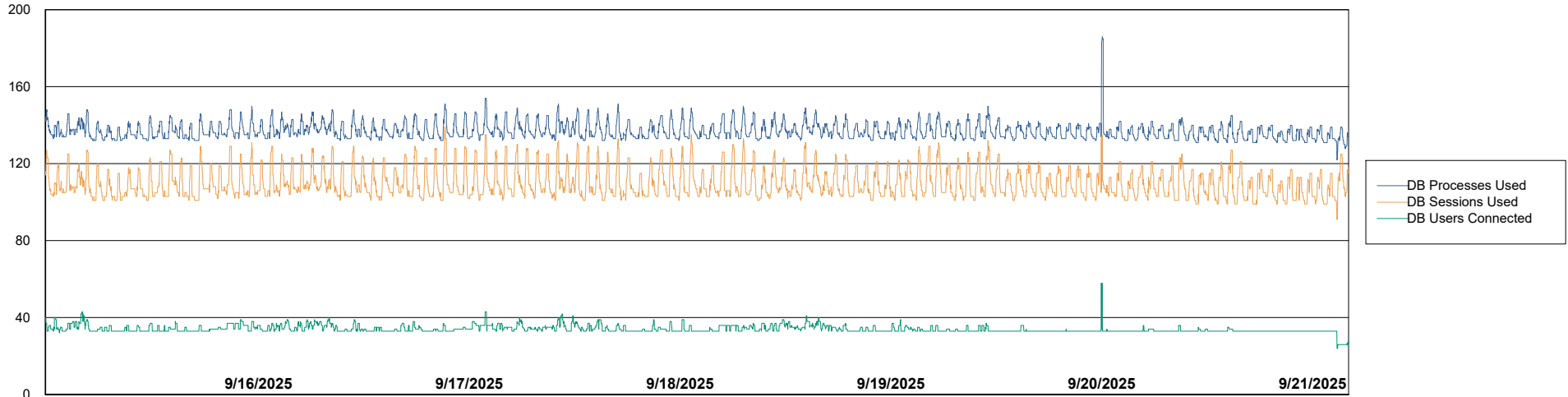


Weekly SLA Customer Report

Customer LLG_Production
Database ID 148



Database Performance LLG_ABSDB01_PROD_ABS1



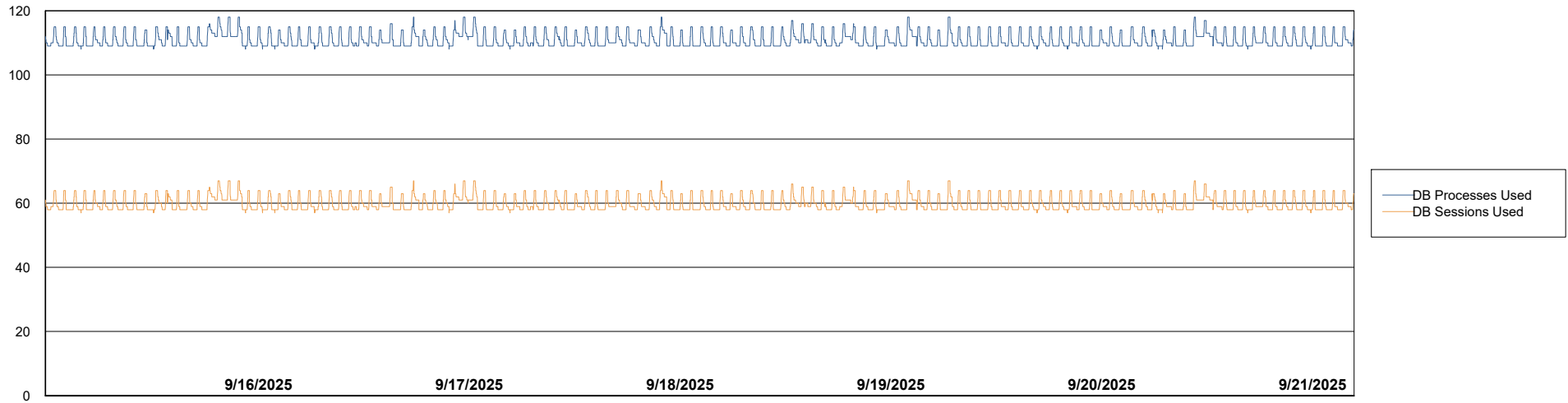
Weekly SLA Customer Report

Customer LLG_Production
Database ID 148



Database Performance LLG_ABSDB02_PROD_HSBABS1

DB Processes Max 0
DB Processes Max 4
DB Processes Max 300



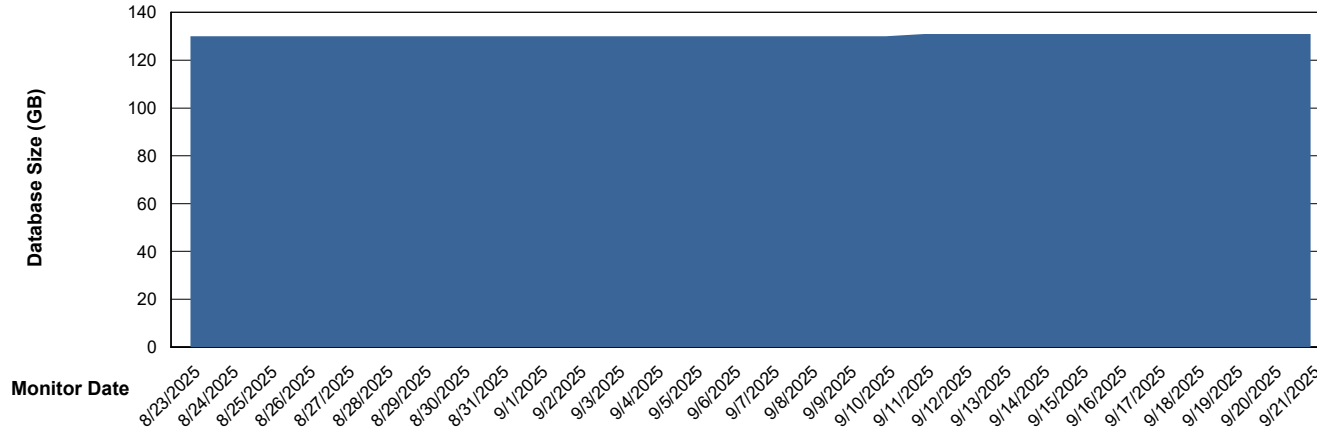
Weekly SLA Customer Report

Customer LLG_Production
Database ID 148



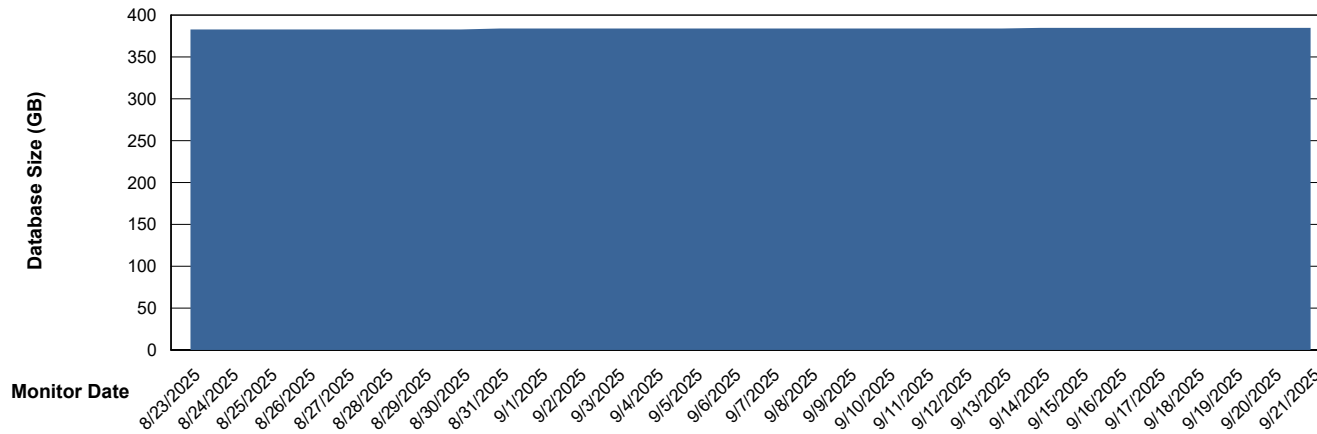
DATABASE SIZE LLG_ABSBI01_BI_PROD_ABS1

Database growth over last month



DATABASE SIZE LLG_ABSDB01_PROD_ABS1

Database growth over last month



Weekly SLA Customer Report

Customer LLG_Production
 Database ID 148



Database Tablespace LLG_ABSBI01_BI_PROD_ABS1

Date	Tablespace Name	Filesize (Gb)	Usedsize (Gb)	Percentage free
9/21/2025	ABSDATA	64	53	17
	INDX	82	69	16
9/20/2025	ABSDATA	64	53	17
	INDX	82	69	16
9/19/2025	ABSDATA	64	53	17
	INDX	82	69	16
9/18/2025	ABSDATA	64	53	17
	INDX	82	69	16
9/17/2025	ABSDATA	64	53	17
	INDX	82	69	16
9/16/2025	ABSDATA	64	53	17
	INDX	82	69	16
9/15/2025	ABSDATA	64	53	17
	INDX	82	69	16

Weekly SLA Customer Report

Customer LLG_Production
 Database ID 148



Database Tablespace LLG_ABSD01_PROD_ABS1

Date	Tablespace Name	Filesize (Gb)	Usedsize (Gb)	Percentage free
9/21/2025	ABSDATA	188	158	16
	INDX	256	212	17
9/20/2025	ABSDATA	188	158	16
	INDX	256	212	17
9/19/2025	ABSDATA	188	158	16
	INDX	256	212	17
9/18/2025	ABSDATA	188	158	16
	INDX	256	212	17
9/17/2025	ABSDATA	188	158	16
	INDX	256	212	17
9/16/2025	ABSDATA	188	158	16
	INDX	256	212	17
9/15/2025	ABSDATA	188	158	16
	INDX	256	212	17

BI Status and last ETL error for LLG_ABSBI01_BI_PROD_ABS1

	Tue 16/9/2025	Wed 17/9/2025	Thu 18/9/2025	Fri 19/9/2025	Sat 20/9/2025	Sun 21/9/2025
ABS DataWarehouse ETL Health	OK	OK	OK	OK	OK	OK
ABS DWHStaging ETL Health	OK	OK	OK	OK	OK	OK

Weekly SLA Customer Report

Customer LLG_Production
Database ID 148



BI last ETL error for	LLG_ABSBI01_BI_PROD_ABS1
-----------------------	--------------------------

Sun, 21-09-2025	None
Sun, 21-09-2025	None
Sat, 20-09-2025	None
Wed, 17-09-2025	None
Thu, 18-09-2025	None
Fri, 19-09-2025	None
Mon, 15-09-2025	None
Tue, 16-09-2025	None
Sat, 20-09-2025	None
Wed, 17-09-2025	None
Thu, 18-09-2025	None
Fri, 19-09-2025	None
Mon, 15-09-2025	None
Tue, 16-09-2025	None

Weekly SLA Customer Report

Customer LLG_Production
Database ID 148



Standby Database Health LLG_Production

Recovery lag for last 7 days



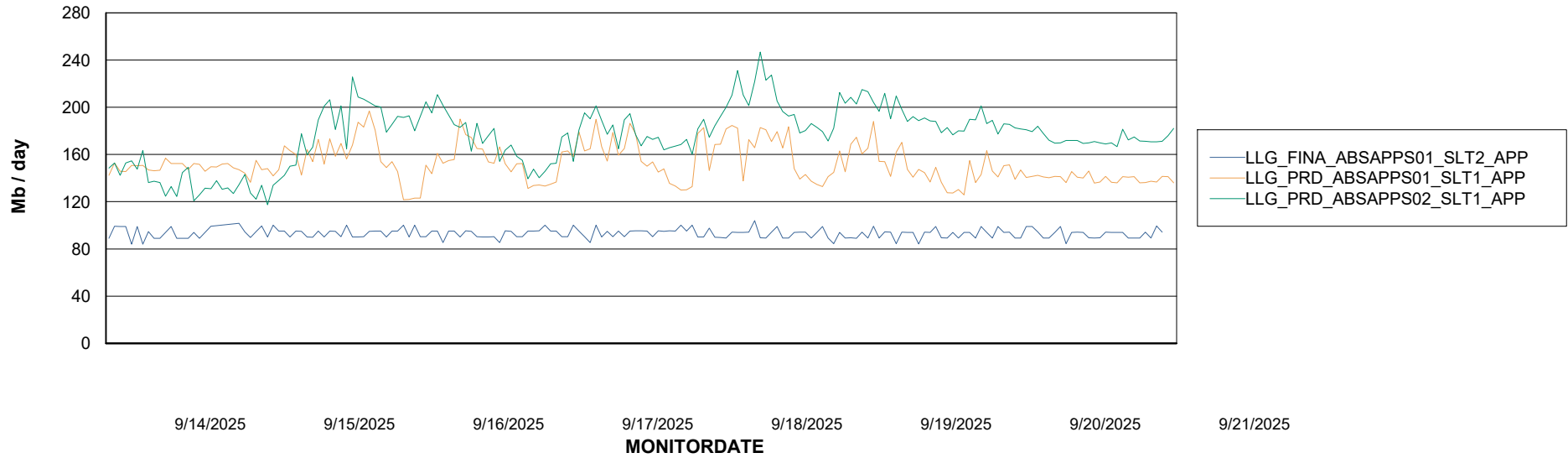
Weekly SLA Customer Report

Customer LLG_Production
Database ID 148

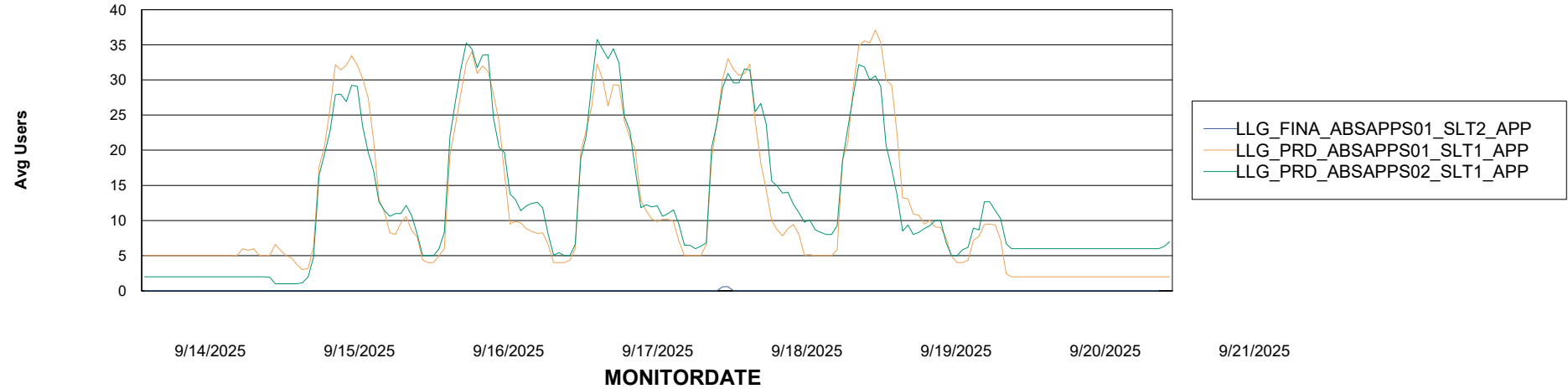


ABSSolute Application Server Services

Avg memory used per ABS Server Service



Avg users per day per ABS server



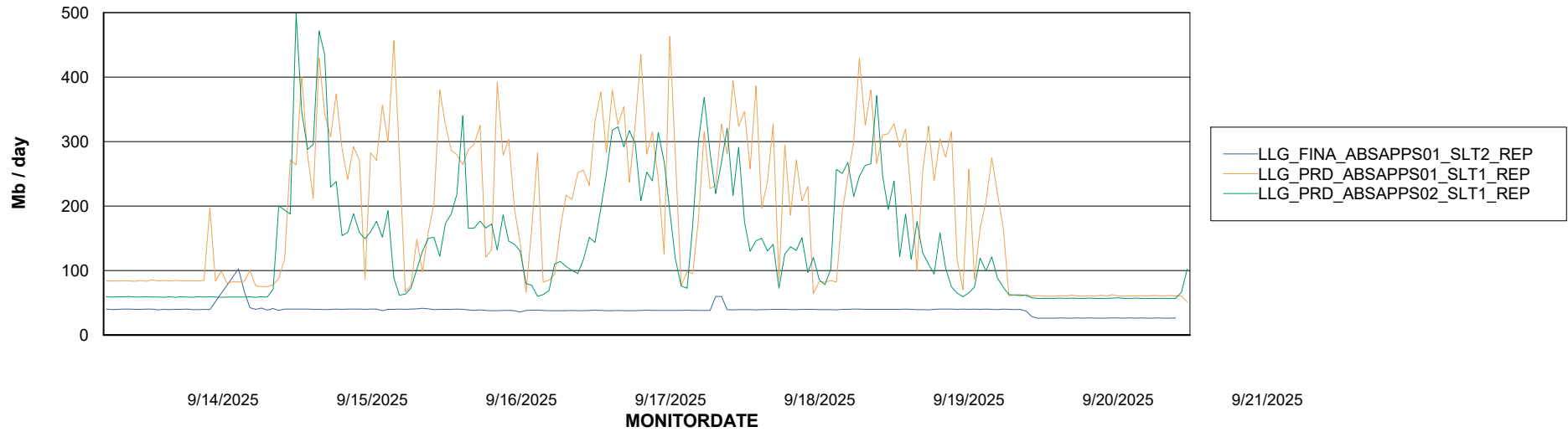
Weekly SLA Customer Report

Customer LLG_Production
Database ID 148



ABSSolute Application ReportServer Services

Avg memory used per ReportServer Service



Disaster per ABS component

