

# Weekly SLA Customer Report

Customer SPI\_Production  
Database ID 49



## Harddisk Usage SPI\_PRD\_SRV2016-SW1

	Free disk space on C: (%)	Total disk space on C: (Gb)	Used disk space on C: (Gb)	Free disk space on D: (%)	Total disk space on D: (Gb)	Used disk space on D: (Gb)
9/13/2025	35	79	52	55	100	45
9/12/2025	35	79	52	55	100	45
9/11/2025	35	79	52	55	100	45
9/10/2025	35	79	52	55	100	45
9/9/2025	39	79	49	55	100	45
9/8/2025	39	79	49	55	100	45
9/7/2025	39	79	48	55	100	45

## Harddisk Usage SPI\_PRD\_SRV2016-SW2

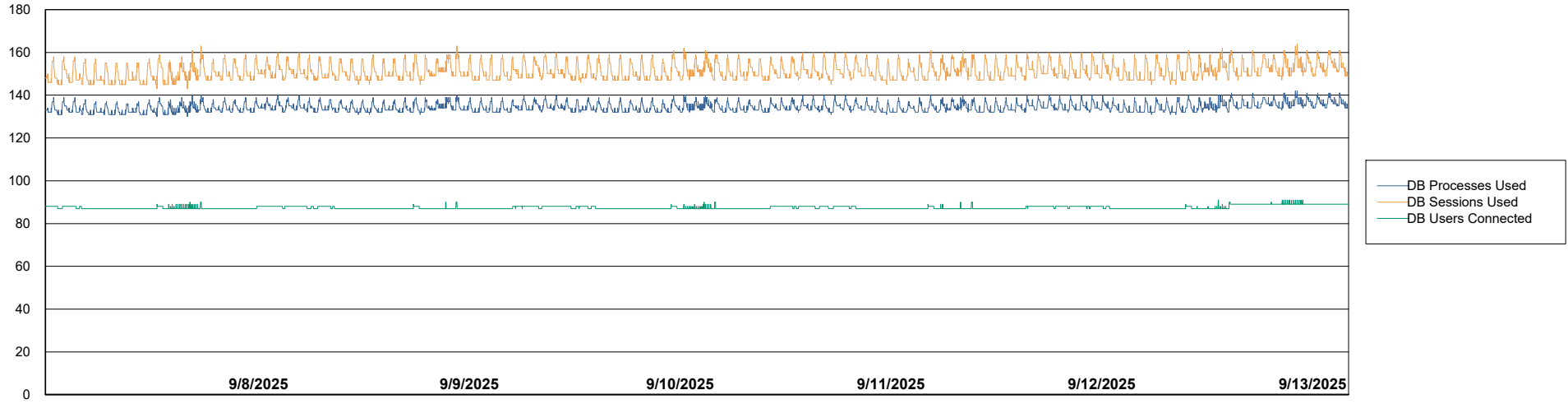
	Free disk space on C: (%)	Total disk space on C: (Gb)	Used disk space on C: (Gb)	Free disk space on D: (%)	Total disk space on D: (Gb)	Used disk space on D: (Gb)
9/13/2025	35	79	51	59	150	62
9/12/2025	30	79	56	59	150	62
9/11/2025	27	79	58	59	150	62
9/10/2025	28	79	57	59	150	62
9/9/2025	31	79	54	59	150	62
9/8/2025	32	79	54	59	150	62
9/7/2025	31	79	54	59	150	62

# Weekly SLA Customer Report

Customer SPI\_Production  
Database ID 49



Database Performance SPI\_PRD\_SRV2016-SW1\_ABS1



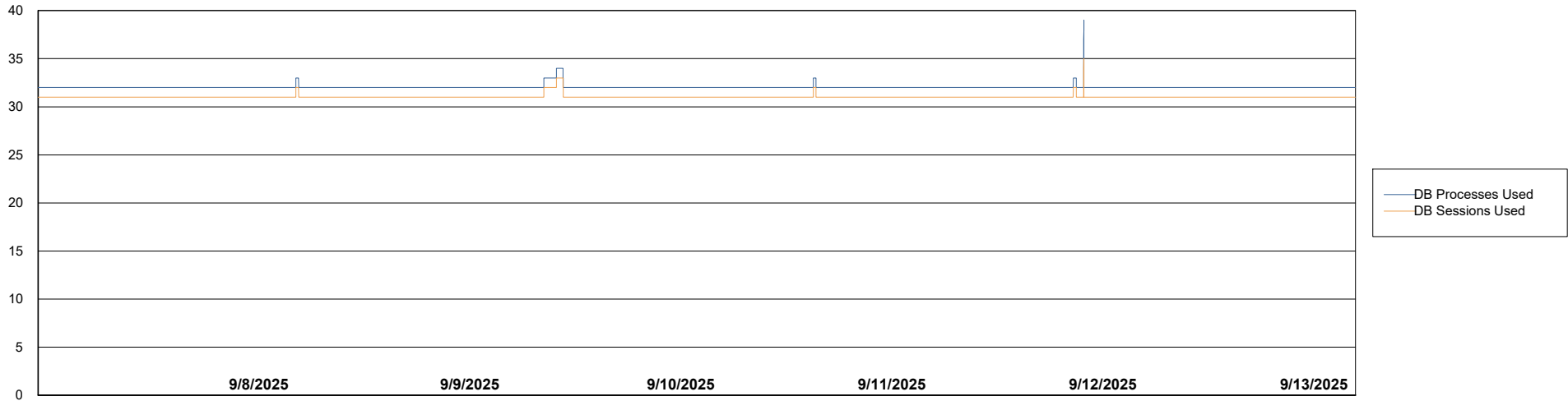
# Weekly SLA Customer Report

Customer SPI\_Production  
Database ID 49



Database Performance SPI\_PRD\_SRV2016-SW2\_HSBABS1

DB Processes Max 500



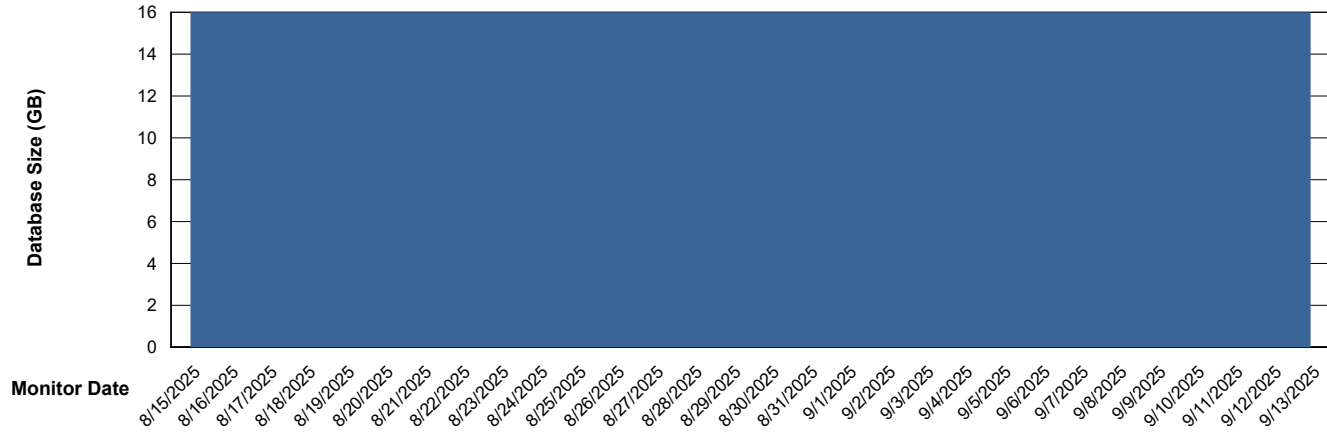
# Weekly SLA Customer Report

Customer SPI\_Production  
 Database ID 49



DATABASE SIZE SPI\_PRD\_SRV2016-SW1\_ABS1

## Database growth over last month



Database Tablespace SPI\_PRD\_SRV2016-SW1\_ABS1

Date	Tablespace Name	Filesize (Gb)	Usedsize (Gb)	Percentage free
9/13/2025	ABSDATA	5	3	36
	INDX	8	6	31
9/12/2025	ABSDATA	5	3	36
	INDX	8	6	31
9/11/2025	ABSDATA	5	3	36
	INDX	8	6	31
9/10/2025	ABSDATA	5	3	36
	INDX	8	6	31
9/9/2025	ABSDATA	5	3	36
	INDX	8	6	31
9/8/2025	ABSDATA	5	3	36
	INDX	8	5	31
9/7/2025	ABSDATA	5	3	36
	INDX	8	5	31

# Weekly SLA Customer Report

Customer SPI\_Production  
Database ID 49



Standby Database Health      SPI\_Production

## Recovery lag for last 7 days

