

Weekly SLA Customer Report

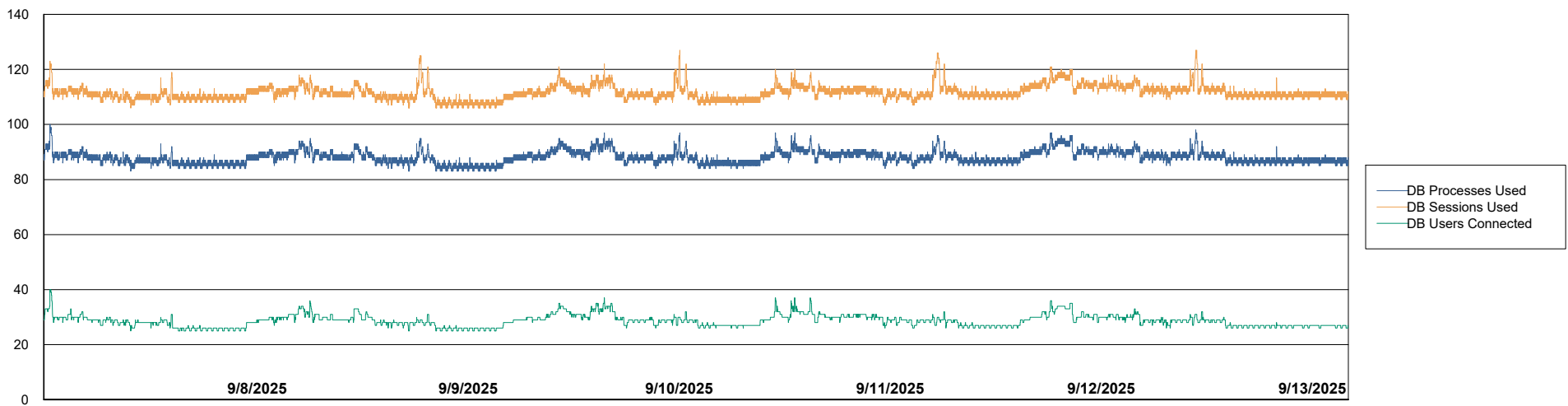
Customer RAS_Production
 Database ID 189



Harddisk Usage RAS_PRD_NEDLIN-ST-APP01

	Free disk space on C: (%)	Total disk space on C: (Gb)	Used disk space on C: (Gb)	Free disk space on D: (%)	Total disk space on D: (Gb)	Used disk space on D: (Gb)	Free disk space on E: (%)	Total disk space on E: (Gb)	Used disk space on E: (Gb)
9/13/2025	40	249	151	21	310	245	62	100	38
9/12/2025	40	249	150	21	310	245	60	100	40
9/11/2025	40	249	150	21	310	245	61	100	39
9/10/2025	41	249	148	21	310	245	65	100	35
9/9/2025	41	249	146	21	310	245	67	100	33
9/8/2025	42	249	146	21	310	245	73	100	27
9/7/2025	42	249	145	21	310	245	72	100	28

Database Performance RAS_PRD_NEDLIN-ST-APP01_ABS1



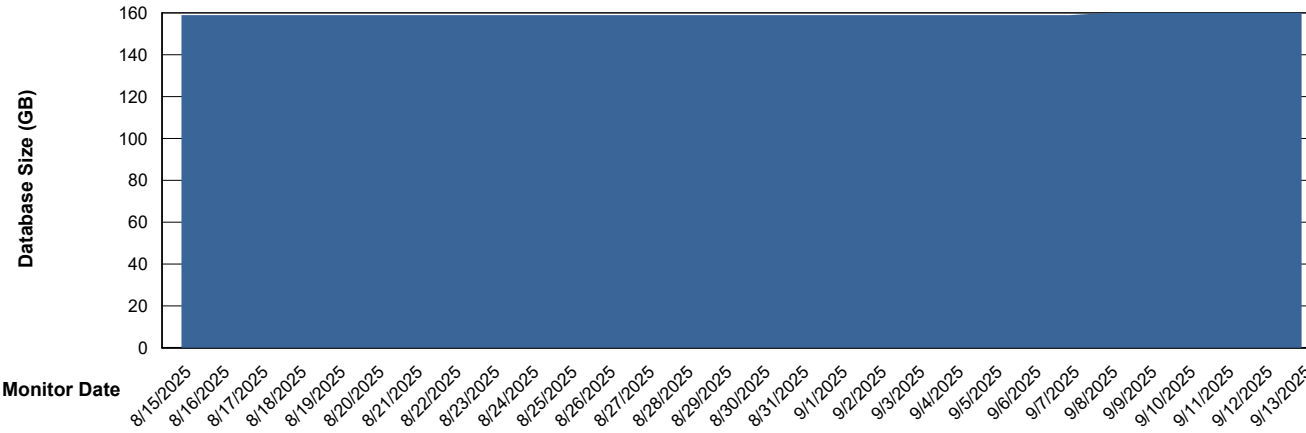
Weekly SLA Customer Report

Customer RAS_Production
 Database ID 189



DATABASE SIZE RAS_PRD_NEDLIN-ST-APP01_ABS1

Database growth over last month



Database Tablespace RAS_PRD_NEDLIN-ST-APP01_ABS1

Date	Tablespace Name	Filesize (Gb)	Usedsize (Gb)	Percentage free
9/13/2025	ABSDATA	60	41	32
	INDX	128	104	19
9/12/2025	ABSDATA	60	41	32
	INDX	128	104	19
9/11/2025	ABSDATA	60	41	32
	INDX	128	104	19
9/10/2025	ABSDATA	60	41	32
	INDX	128	104	19
9/9/2025	ABSDATA	60	41	32
	INDX	128	103	19
9/8/2025	ABSDATA	60	41	32
	INDX	128	103	19
9/7/2025	ABSDATA	60	41	32
	INDX	128	103	19

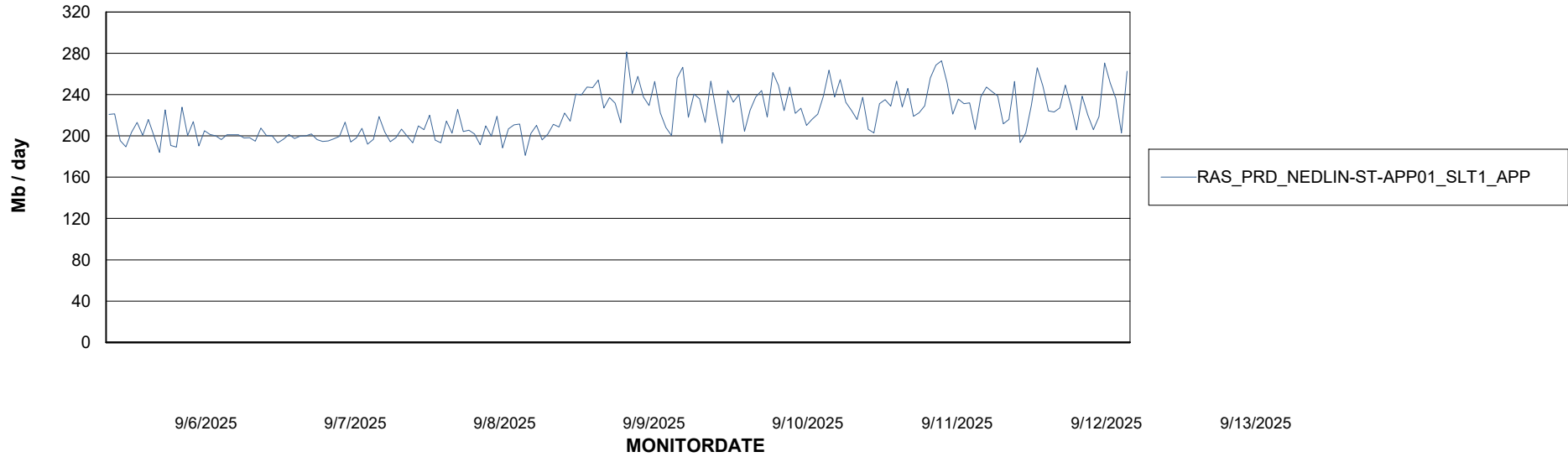
Weekly SLA Customer Report

Customer RAS_Production
Database ID 189

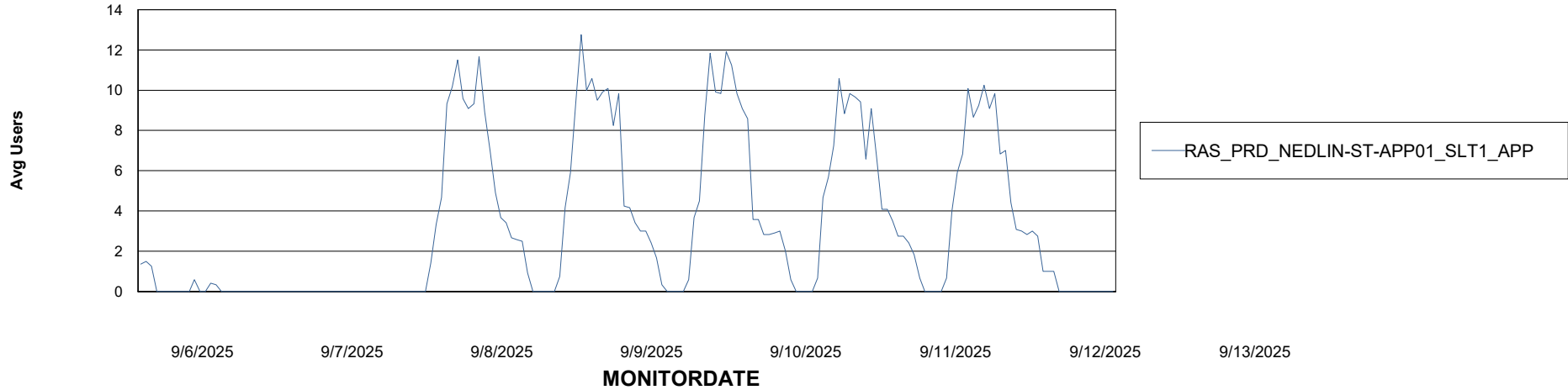


ABSSolute Application Server Services

Avg memory used per ABS Server Service



Avg users per day per ABS server



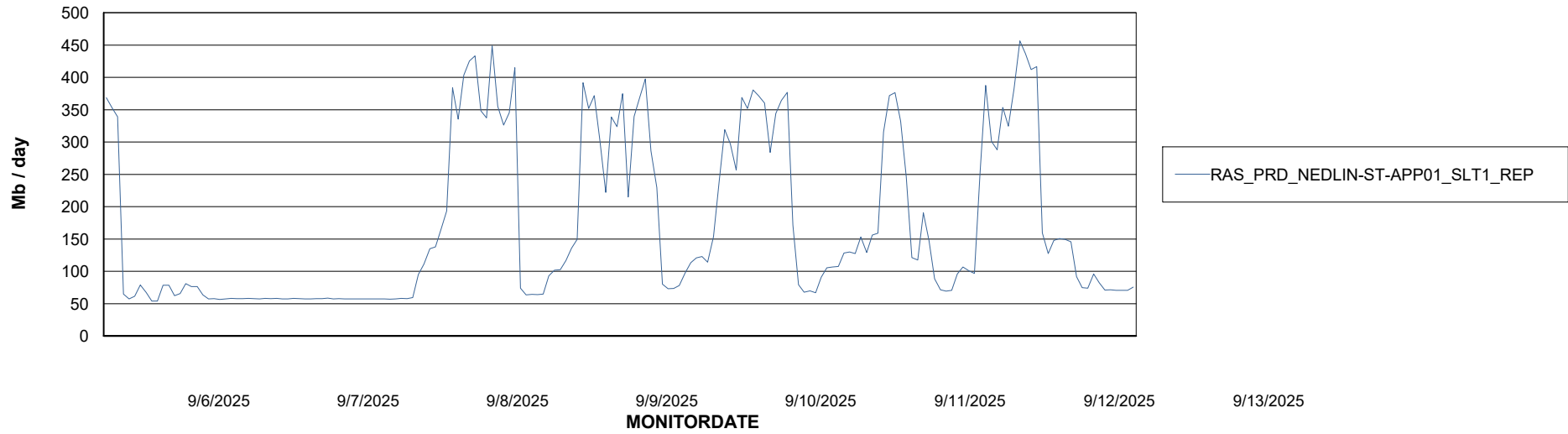
Weekly SLA Customer Report

Customer RAS_Production
Database ID 189



ABSSolute Application ReportServer Services

Avg memory used per ReportServer Service



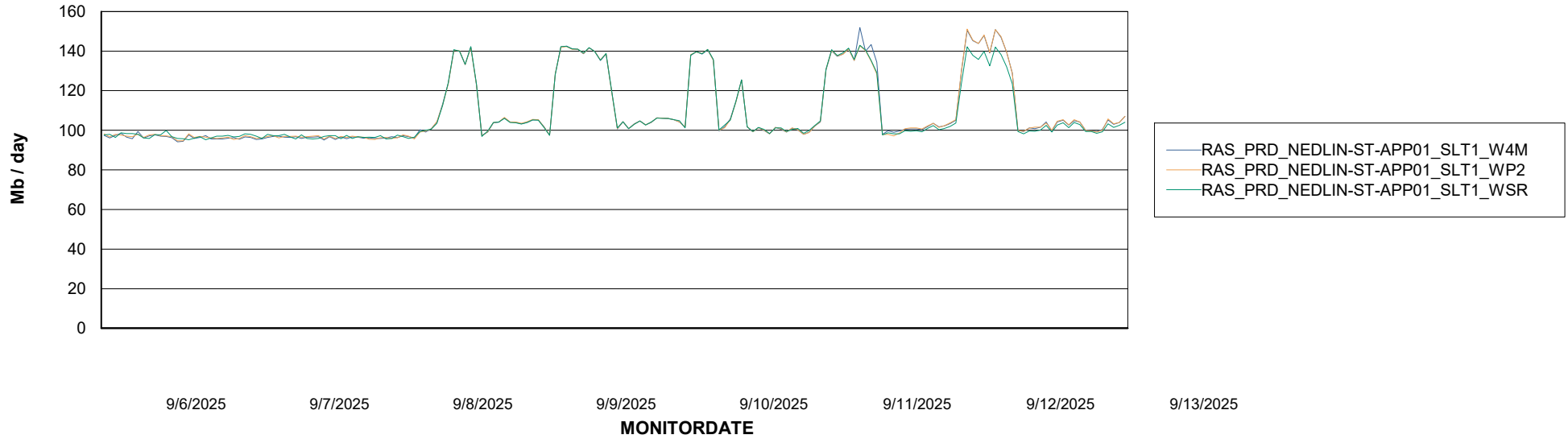
Weekly SLA Customer Report

Customer RAS_Production
Database ID 189



ABSSolute Web Component Services

Avg memory used per ABS Web component



Weekly SLA Customer Report

Customer RAS_Production
Database ID 189



Disaster per ABS component

