

Weekly SLA Customer Report

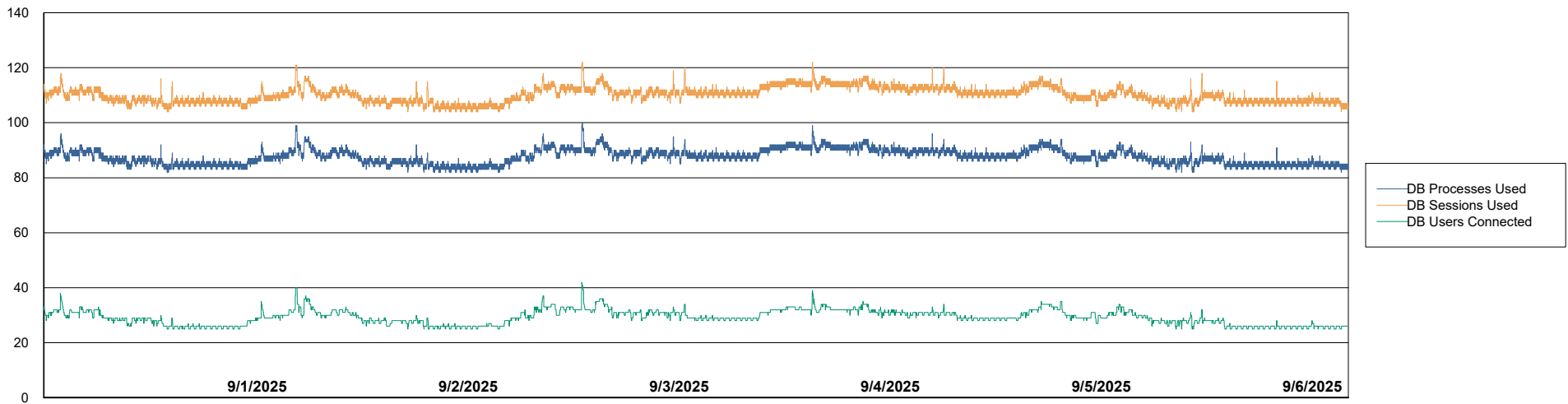
Customer RAS_Production
 Database ID 189



Harddisk Usage RAS_PRD_NEDLIN-ST-APP01

	Free disk space on C: (%)	Total disk space on C: (Gb)	Used disk space on C: (Gb)	Free disk space on D: (%)	Total disk space on D: (Gb)	Used disk space on D: (Gb)	Free disk space on E: (%)	Total disk space on E: (Gb)	Used disk space on E: (Gb)
9/6/2025	42	249	144	21	310	245	76	100	24
9/5/2025	42	249	144	21	310	245	77	100	23
9/4/2025	43	249	143	21	310	245	78	100	22
9/3/2025	43	249	142	21	310	245	78	100	22
9/2/2025	43	249	141	21	310	245	78	100	22
9/1/2025	44	249	140	21	310	245	78	100	22
8/31/2025	44	249	140	21	310	246	79	100	21

Database Performance RAS_PRD_NEDLIN-ST-APP01_ABS1



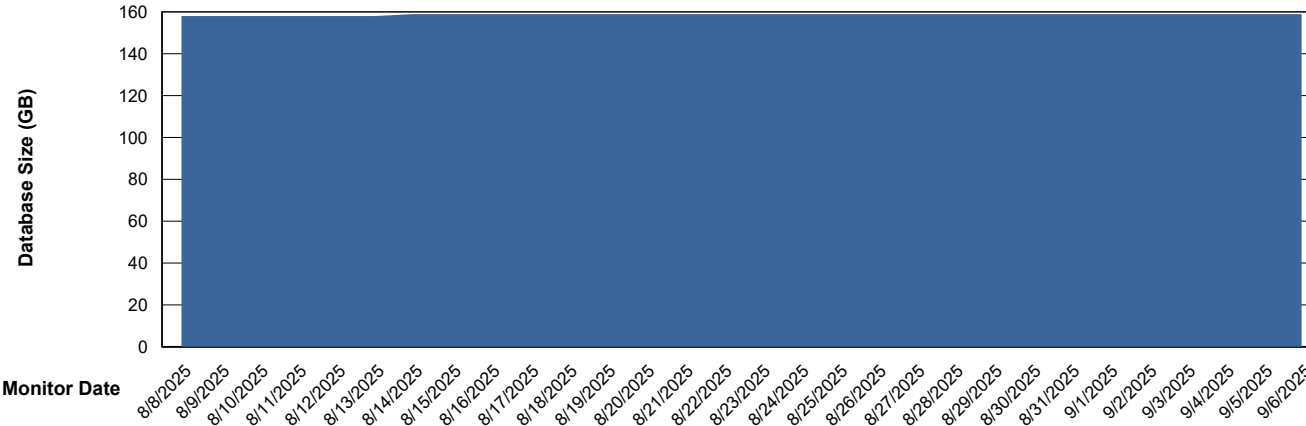
Weekly SLA Customer Report

Customer RAS_Production
 Database ID 189



DATABASE SIZE RAS_PRD_NEDLIN-ST-APP01_ABS1

Database growth over last month



Database Tablespace RAS_PRD_NEDLIN-ST-APP01_ABS1

Date	Tablespace Name	Filesize (Gb)	Usedsize (Gb)	Percentage free
9/6/2025	ABSDATA	60	41	32
	INDX	128	103	19
9/5/2025	ABSDATA	60	41	32
	INDX	128	103	19
9/4/2025	ABSDATA	60	41	32
	INDX	128	103	19
9/3/2025	ABSDATA	60	40	33
	INDX	128	103	19
9/2/2025	ABSDATA	60	40	33
	INDX	128	103	19
9/1/2025	ABSDATA	60	40	33
	INDX	128	103	19
8/31/2025	ABSDATA	60	40	33
	INDX	128	103	19

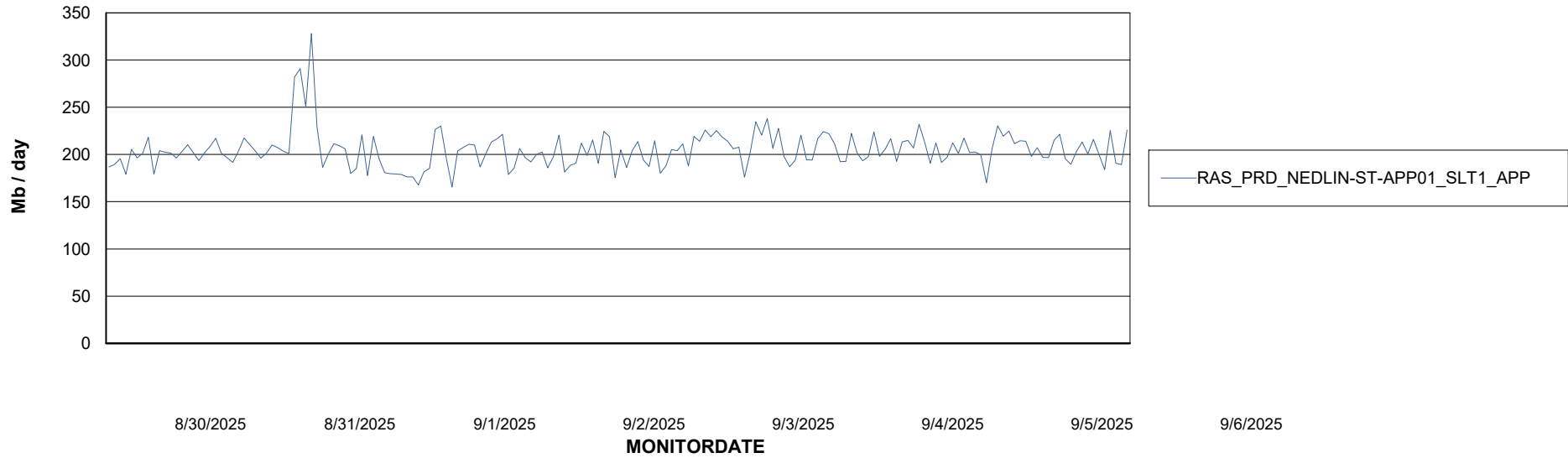
Weekly SLA Customer Report

Customer RAS_Production
Database ID 189

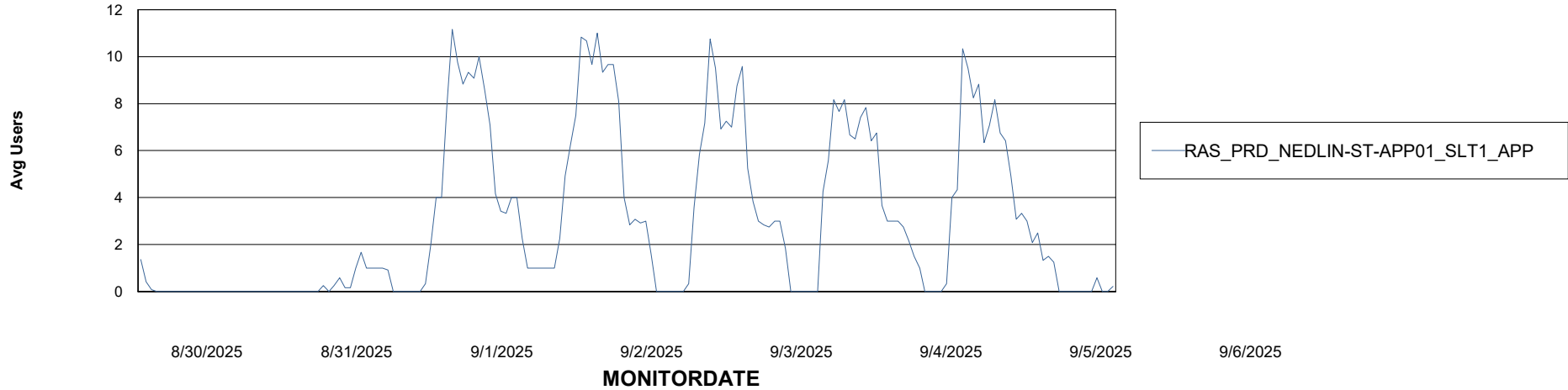


ABSSolute Application Server Services

Avg memory used per ABS Server Service



Avg users per day per ABS server



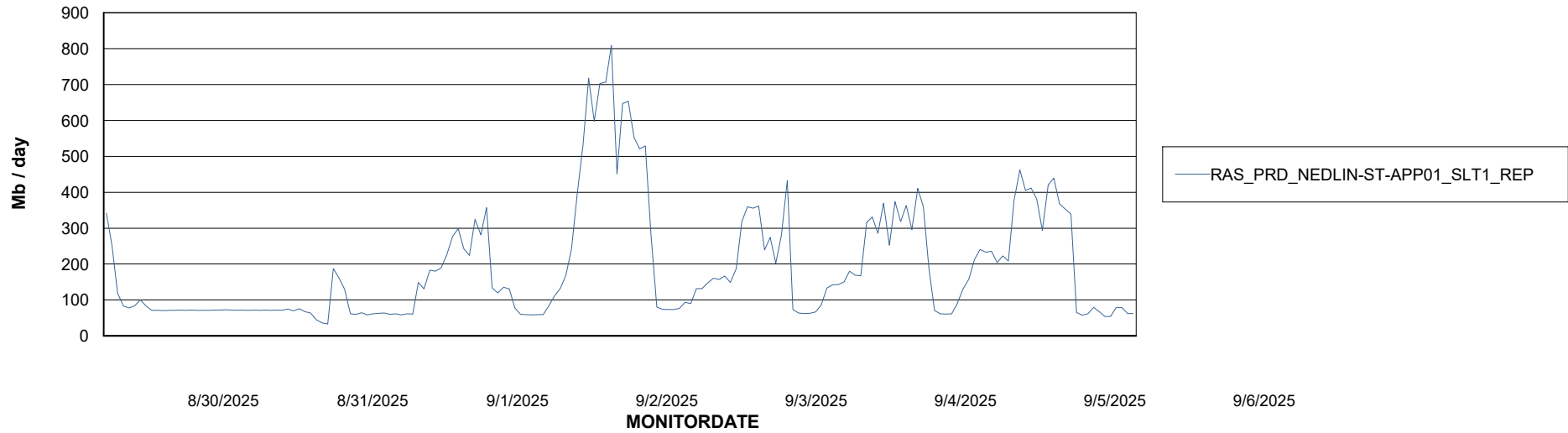
Weekly SLA Customer Report

Customer RAS_Production
Database ID 189



ABSSolute Application ReportServer Services

Avg memory used per ReportServer Service



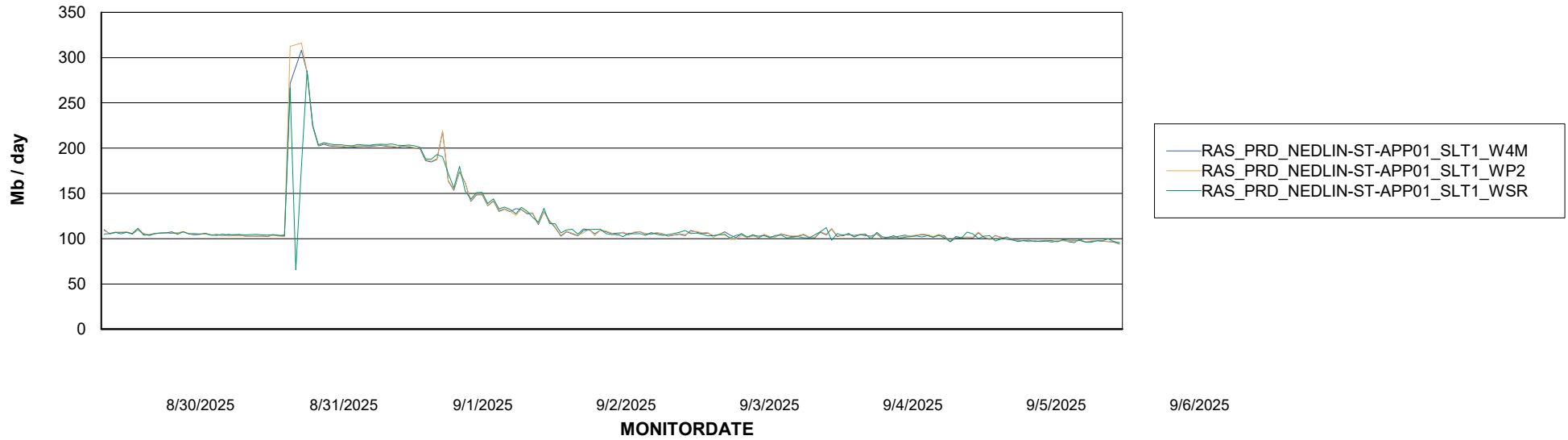
Weekly SLA Customer Report

Customer RAS_Production
Database ID 189



ABSSolute Web Component Services

Avg memory used per ABS Web component



Weekly SLA Customer Report

Customer RAS_Production
Database ID 189



Disaster per ABS component

