

# Weekly SLA Customer Report

Customer NOA\_Production (24/7)  
 Database ID 116



Harddisk Usage NOA\_PRD\_NHSBI

	Free disk space on C: (%)	Total disk space on C: (Gb)	Used disk space on C: (Gb)	Free disk space on D: (%)	Total disk space on D: (Gb)	Used disk space on D: (Gb)	Free disk space on E: (%)	Total disk space on E: (Gb)	Used disk space on E: (Gb)
9/6/2025	56	199	88	31	500	345	73	200	53
9/5/2025	56	199	88	31	500	345	76	200	48
9/4/2025	56	199	88	31	500	345	79	200	43
9/3/2025	56	199	88	31	500	345	80	200	39
9/2/2025	56	199	87	31	500	345	81	200	39
9/1/2025	56	199	87	31	500	345	81	200	39
8/31/2025	56	199	87	31	500	345	81	200	39

Harddisk Usage NOA\_PRD\_NovoABS01

	Free disk space on C: (%)	Total disk space on C: (Gb)	Used disk space on C: (Gb)	Free disk space on F: (%)	Total disk space on F: (Gb)	Used disk space on F: (Gb)	Free disk space on G: (%)	Total disk space on G: (Gb)	Used disk space on G: (Gb)
9/6/2025	31	100	69	28	1,100	797	77	400	91
9/5/2025	31	100	69	28	1,100	792	77	400	92
9/4/2025	30	100	69	28	1,100	792	76	400	96
9/3/2025	31	100	69	28	1,100	792	75	400	101
9/2/2025	31	100	69	28	1,100	791	75	400	98
9/1/2025	31	100	69	28	1,100	791	76	400	97
8/31/2025	31	100	69	28	1,100	791	76	400	97

# Weekly SLA Customer Report

Customer NOA\_Production (24/7)  
 Database ID 116



Harddisk Usage NOA\_PRD\_NovoABS03

	Free disk space on C: (%)	Total disk space on C: (Gb)	Used disk space on C: (Gb)	Free disk space on F: (%)	Total disk space on F: (Gb)	Used disk space on F: (Gb)	Free disk space on G: (%)	Total disk space on G: (Gb)	Used disk space on G: (Gb)
9/6/2025	66	279	95	23	838	644	91	559	51
9/5/2025	66	279	95	23	838	644	91	559	52
9/4/2025	66	279	95	23	838	644	90	559	56
9/3/2025	66	279	95	23	838	644	89	559	61
9/2/2025	66	279	95	23	838	644	90	559	58
9/1/2025	66	279	95	23	838	644	90	559	57
8/31/2025	66	279	95	23	838	644	90	559	57

Harddisk Usage NOA\_PRD\_NovoApps01

	Free disk space on C: (%)	Total disk space on C: (Gb)	Used disk space on C: (Gb)
9/6/2025	46	100	54
9/5/2025	46	100	54
9/4/2025	46	100	54
9/3/2025	46	100	54
9/2/2025	46	100	54
9/1/2025	46	100	54
8/31/2025	46	100	54

# Weekly SLA Customer Report

Customer NOA\_Production (24/7)  
 Database ID 116



Harddisk Usage NOA\_PRD\_NovoApps02

	Free disk space on C: (%)	Total disk space on C: (Gb)	Used disk space on C: (Gb)
9/6/2025	60	100	40
9/5/2025	60	100	40
9/4/2025	60	100	40
9/3/2025	60	100	40
9/2/2025	60	100	40
9/1/2025	60	100	40
8/31/2025	60	100	40

Harddisk Usage NOA\_PRD\_NovoLink

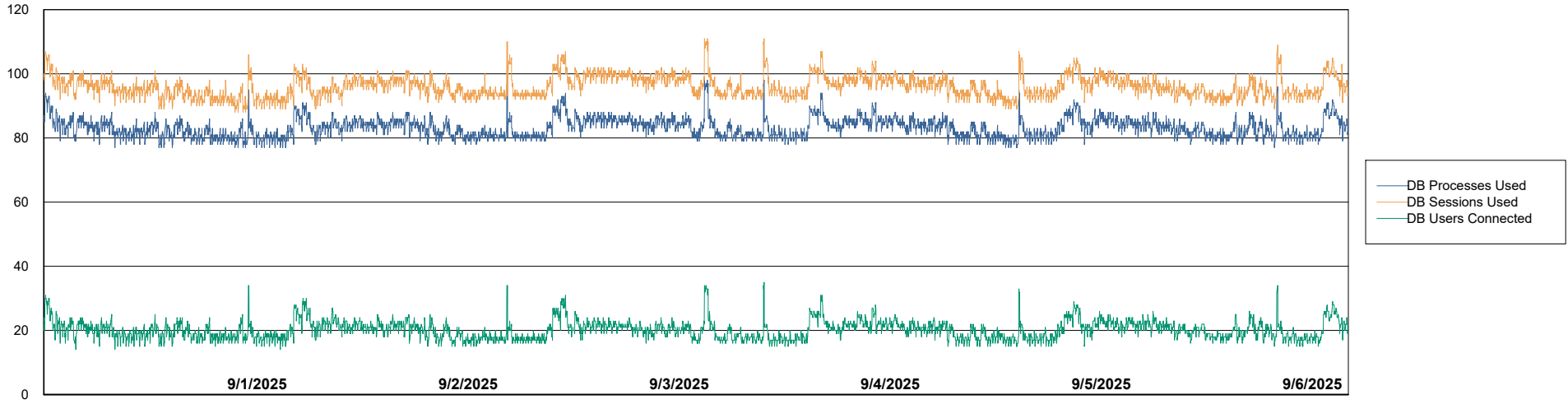
	Free disk space on C: (%)	Total disk space on C: (Gb)	Used disk space on C: (Gb)
9/6/2025	62	100	38
9/5/2025	62	100	38
9/4/2025	62	100	37
9/3/2025	62	100	38
9/2/2025	62	100	38
9/1/2025	62	100	38
8/31/2025	62	100	38

# Weekly SLA Customer Report

Customer NOA\_Production (24/7)  
Database ID 116



Database Performance NOA\_PRD\_NHSBI\_ABS1

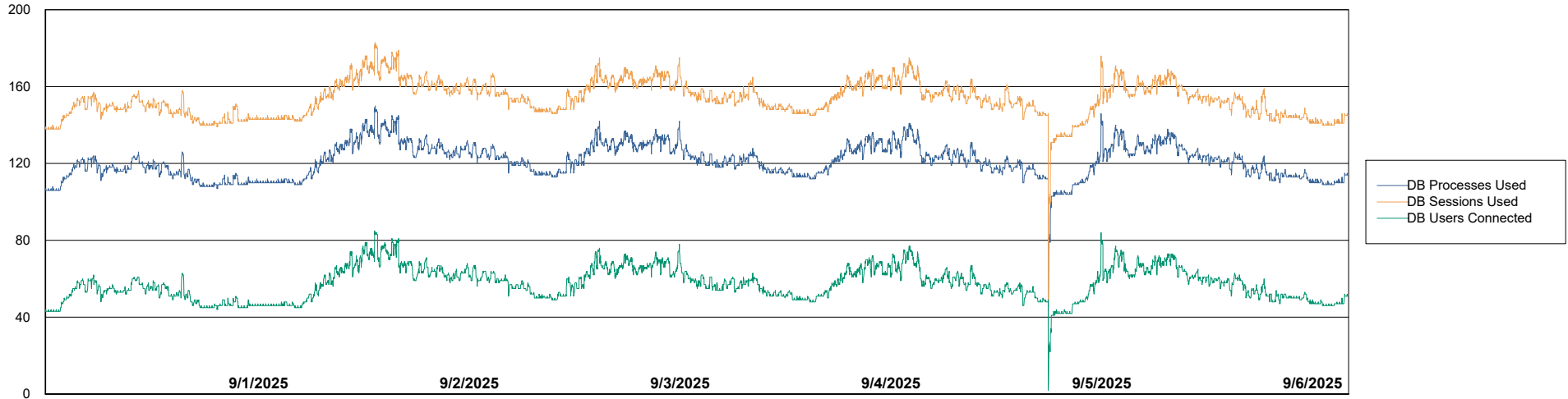


# Weekly SLA Customer Report

Customer NOA\_Production (24/7)  
Database ID 116



## Database Performance NOA\_PRD\_NovoABS01\_ABS1



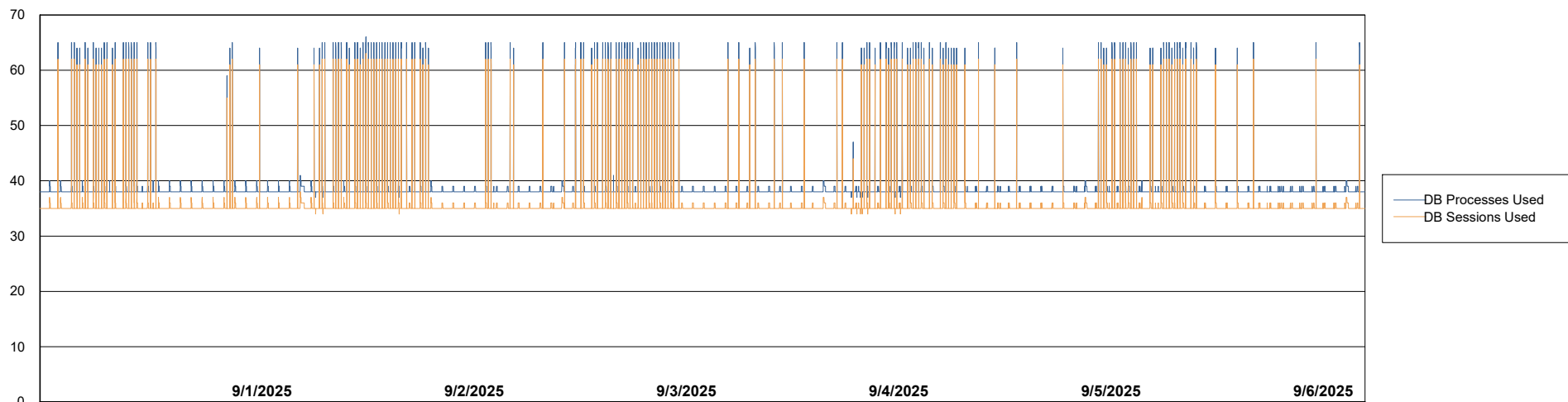
# Weekly SLA Customer Report

Customer NOA\_Production (24/7)  
Database ID 116



Database Performance NOA\_PRD\_NovoABS03\_HSBABS1

DB Processes Max 300



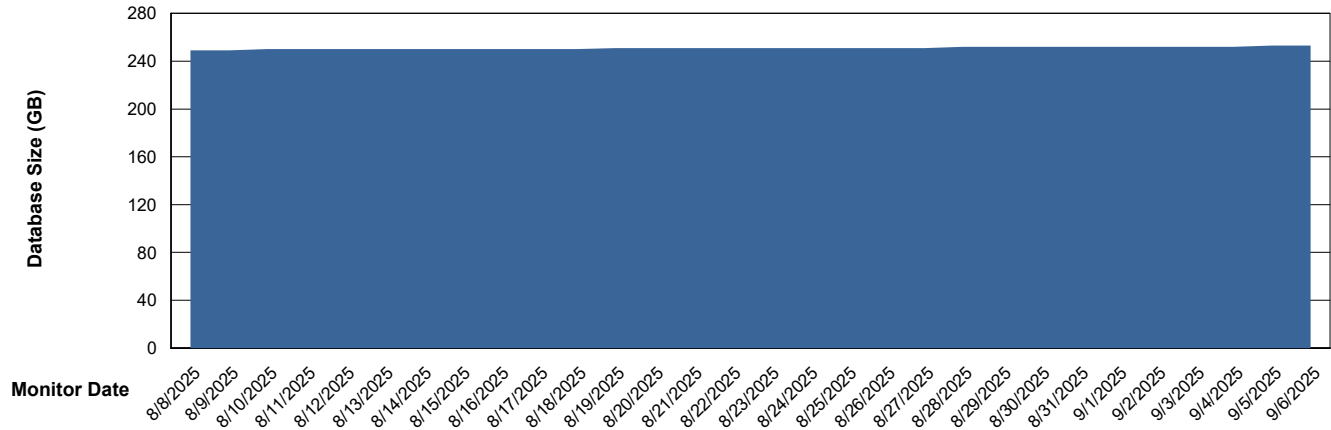
# Weekly SLA Customer Report

Customer NOA\_Production (24/7)  
Database ID 116



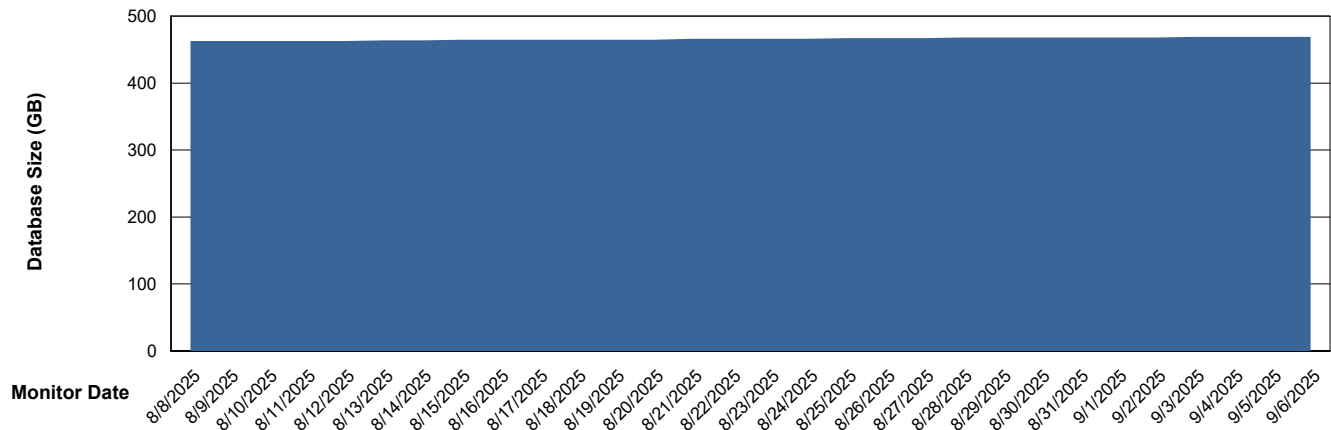
DATABASE SIZE NOA\_PRD\_NHSBI\_ABS1

### Database growth over last month



DATABASE SIZE NOA\_PRD\_NovoABS01\_ABS1

### Database growth over last month



# Weekly SLA Customer Report

Customer NOA\_Production (24/7)  
 Database ID 116



Database Tablespace NOA\_PRD\_NHSBI\_ABS1

Date	Tablespace Name	Filesize (Gb)	Usedsize (Gb)	Percentage free
9/6/2025	ABSDATA	158	127	19
	INDX	148	118	20
9/5/2025	ABSDATA	158	127	19
	INDX	148	118	20
9/4/2025	ABSDATA	158	127	19
	INDX	148	118	20
9/3/2025	ABSDATA	158	127	19
	INDX	148	118	20
9/2/2025	ABSDATA	158	127	20
	INDX	148	118	20
9/1/2025	ABSDATA	158	127	20
	INDX	148	118	20
8/31/2025	ABSDATA	158	127	20
	INDX	148	118	20

# Weekly SLA Customer Report

Customer NOA\_Production (24/7)  
 Database ID 116



Database Tablespace NOA\_PRD\_NovoABS01\_ABS1

Date	Tablespace Name	Filesize (Gb)	Usedsize (Gb)	Percentage free
9/6/2025	ABSDATA	195	163	16
	INDX	352	293	17
9/5/2025	ABSDATA	195	163	16
	INDX	352	293	17
9/4/2025	ABSDATA	195	163	16
	INDX	352	293	17
9/3/2025	ABSDATA	195	163	16
	INDX	352	292	17
9/2/2025	ABSDATA	195	163	16
	INDX	352	292	17
9/1/2025	ABSDATA	195	163	16
	INDX	352	292	17
8/31/2025	ABSDATA	195	163	16
	INDX	352	292	17

BI last ETL error for NOA\_PRD\_NHSBI\_ABS1

Sun, 31-08-2025	None
Fri, 5-09-2025	None
Tue, 2-09-2025	None
Thu, 4-09-2025	None
Mon, 1-09-2025	None
Sat, 6-09-2025	None
Wed, 3-09-2025	None

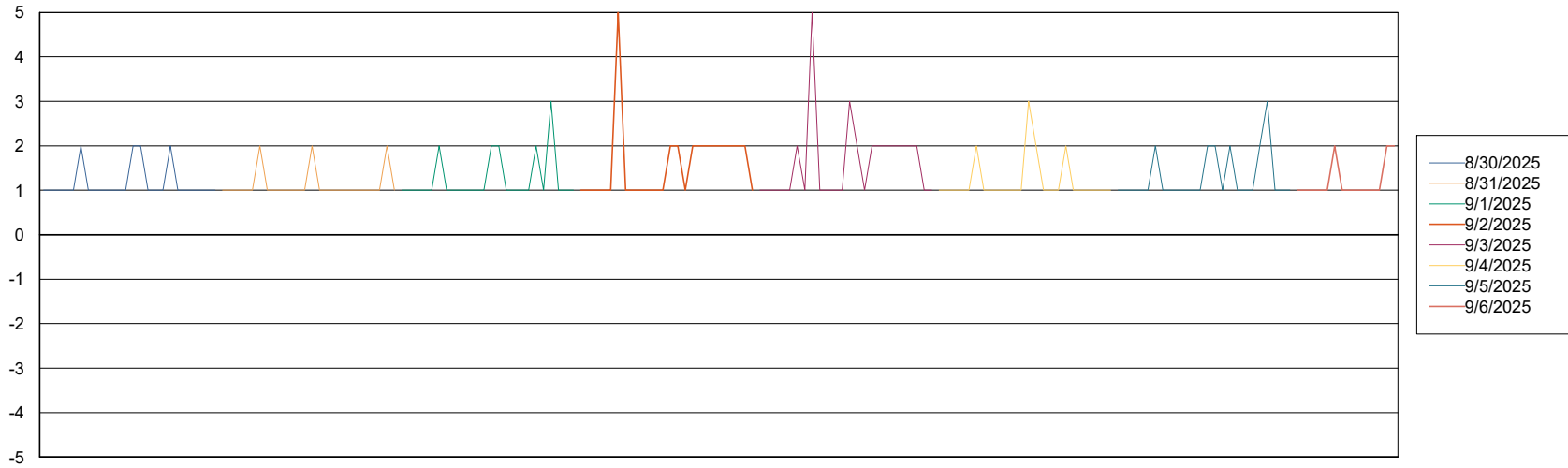
# Weekly SLA Customer Report

Customer NOA\_Production (24/7)  
Database ID 116



Standby Database Health NOA\_Production (24/7)

### Recovery lag for last 7 days



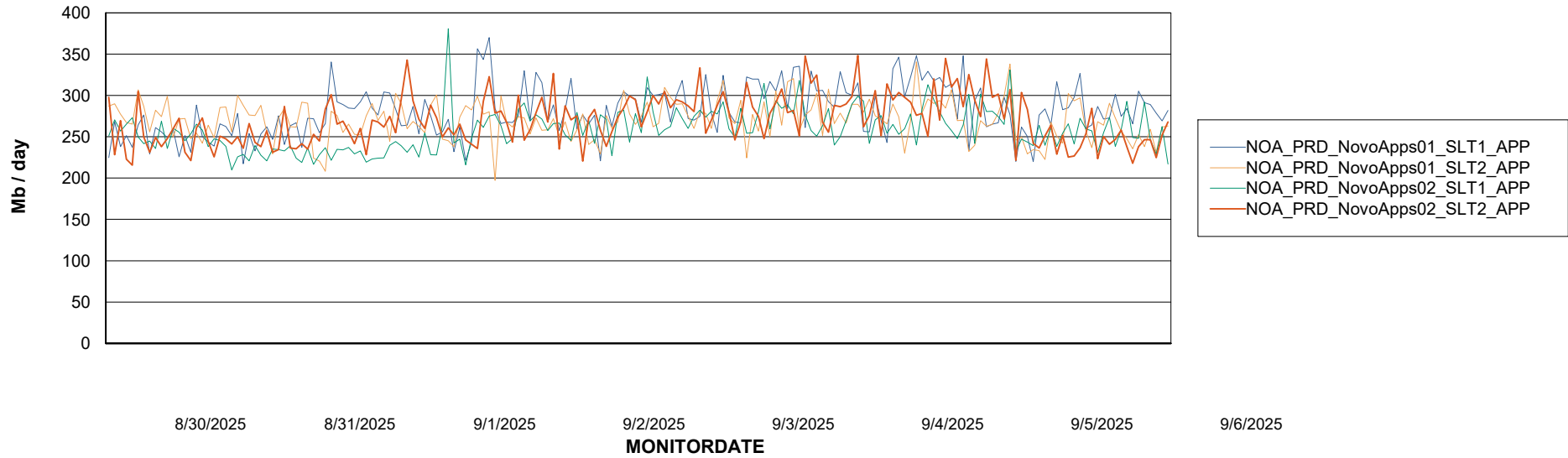
# Weekly SLA Customer Report

Customer NOA\_Production (24/7)  
Database ID 116

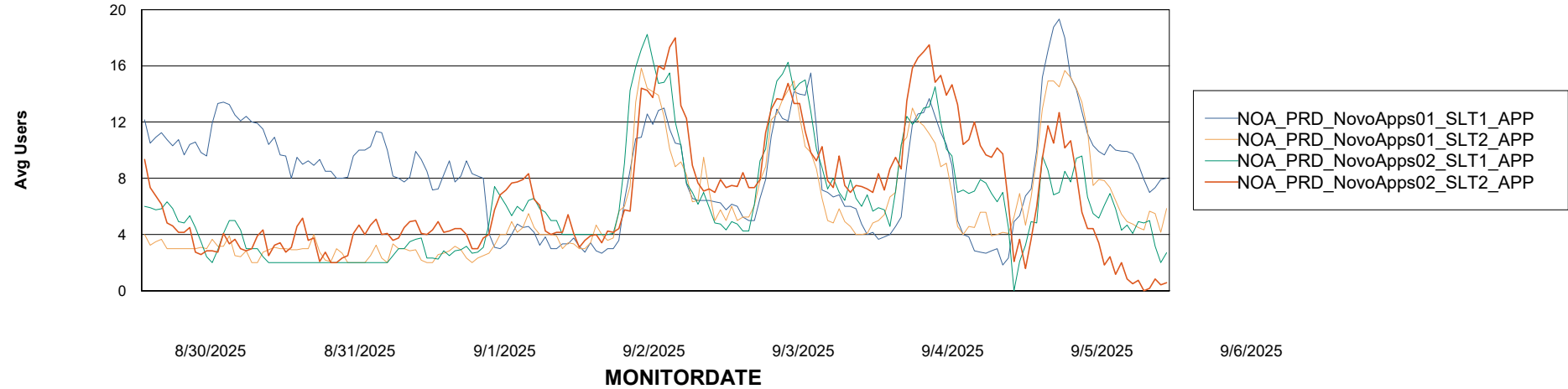


## ABSSolute Application Server Services

### Avg memory used per ABS Server Service



### Avg users per day per ABS server



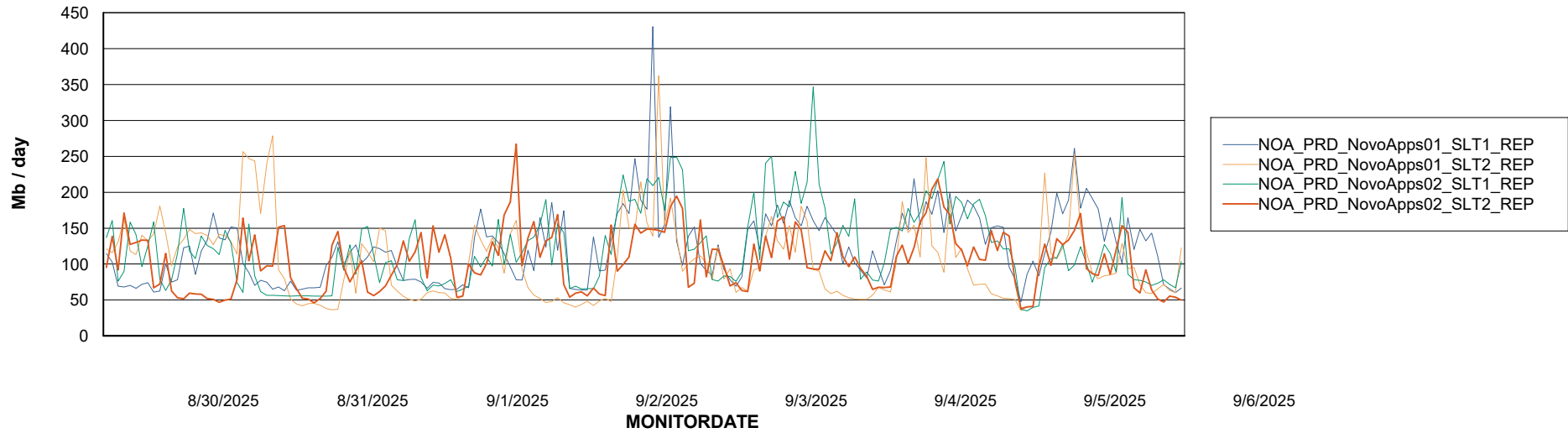
# Weekly SLA Customer Report

Customer NOA\_Production (24/7)  
Database ID 116



## ABSSolute Application ReportServer Services

### Avg memory used per ReportServer Service



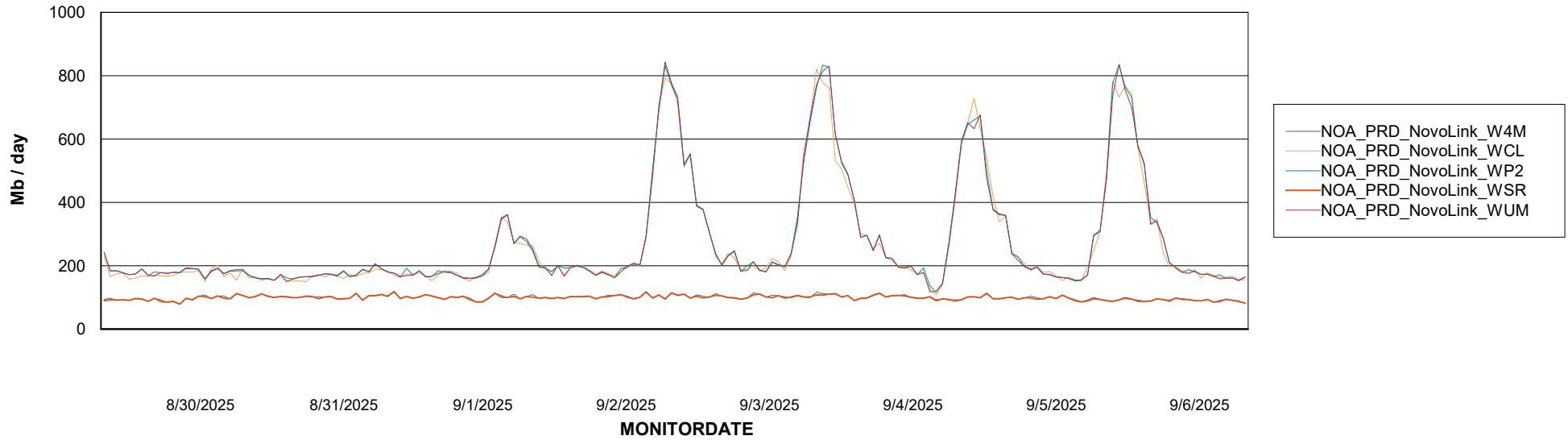
# Weekly SLA Customer Report

Customer NOA\_Production (24/7)  
Database ID 116



## ABSSolute Web Component Services

### Avg memory used per ABS Web component



# Weekly SLA Customer Report

Customer NOA\_Production (24/7)  
Database ID 116



## Disaster per ABS component

