

Weekly SLA Customer Report

Customer LLG_Production
 Database ID 148



Harddisk Usage LLG_ABSAPPS01

	Free disk space on C: (%)	Total disk space on C: (Gb)	Used disk space on C: (Gb)	Free disk space on D: (%)	Total disk space on D: (Gb)	Used disk space on D: (Gb)
9/6/2025	84	500	78	98	393	6
9/5/2025	84	500	78	98	393	6
9/4/2025	84	500	78	98	393	6
9/3/2025	84	500	78	98	393	6
9/2/2025	84	500	78	98	393	6
9/1/2025	84	500	78	98	393	9
8/31/2025	84	500	78	97	393	11

Harddisk Usage LLG_ABSApps02

	Free disk space on C: (%)	Total disk space on C: (Gb)	Used disk space on C: (Gb)	Free disk space on D: (%)	Total disk space on D: (Gb)	Used disk space on D: (Gb)
9/6/2025	90	500	50	96	393	15
9/5/2025	90	500	50	96	393	15
9/4/2025	90	500	50	96	393	15
9/3/2025	90	500	50	96	393	15
9/2/2025	90	500	50	96	393	15
9/1/2025	90	500	50	96	393	16
8/31/2025	90	500	50	96	393	17

Weekly SLA Customer Report

Customer LLG_Production
 Database ID 148



Harddisk Usage LLG_ABSBI01

	Free disk space on C: (%)	Total disk space on C: (Gb)	Used disk space on C: (Gb)	Free disk space on D: (%)	Total disk space on D: (Gb)	Used disk space on D: (Gb)
9/6/2025	82	446	81	90	2,681	266
9/5/2025	82	446	81	90	2,681	265
9/4/2025	82	446	81	90	2,681	265
9/3/2025	82	446	81	90	2,681	265
9/2/2025	82	446	81	90	2,681	265
9/1/2025	82	446	81	90	2,681	265
8/31/2025	82	446	81	90	2,681	265

Harddisk Usage LLG_ABSDB01

	Free disk space on C: (%)	Total disk space on C: (Gb)	Used disk space on C: (Gb)	Free disk space on D: (%)	Total disk space on D: (Gb)	Used disk space on D: (Gb)	Free disk space on E: (%)	Total disk space on E: (Gb)	Used disk space on E: (Gb)
9/6/2025	86	446	64	69	1,605	495	66	1,077	365
9/5/2025	86	446	64	69	1,605	495	66	1,077	364
9/4/2025	86	446	64	69	1,605	495	66	1,077	365
9/3/2025	86	446	63	69	1,605	495	66	1,077	365
9/2/2025	86	446	63	69	1,605	495	66	1,077	365
9/1/2025	86	446	63	69	1,605	495	66	1,077	364
8/31/2025	86	446	63	69	1,605	495	64	1,077	384

Weekly SLA Customer Report

Customer LLG_Production
 Database ID 148



Harddisk Usage LLG_ABSDB02

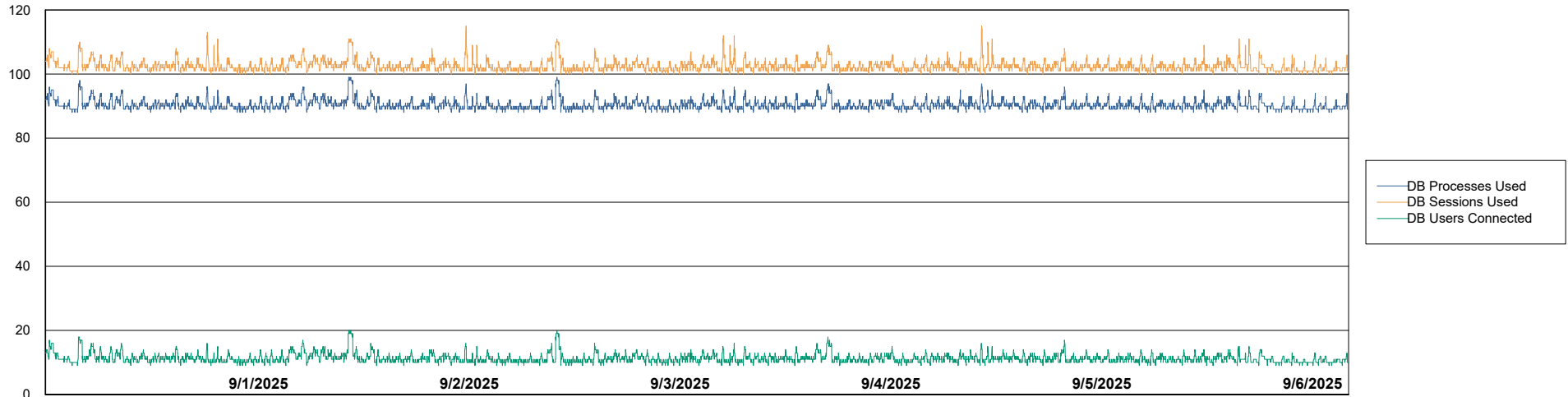
	Free disk space on C: (%)	Total disk space on C: (Gb)	Used disk space on C: (Gb)	Free disk space on D: (%)	Total disk space on D: (Gb)	Used disk space on D: (Gb)	Free disk space on E: (%)	Total disk space on E: (Gb)	Used disk space on E: (Gb)
9/6/2025	20	446	358	61	1,605	625	99	1,077	12
9/5/2025	20	446	358	61	1,605	625	99	1,077	11
9/4/2025	20	446	358	61	1,605	625	99	1,077	10
9/3/2025	20	446	358	61	1,605	625	82	1,077	195
9/2/2025	20	446	358	61	1,605	625	82	1,077	193
9/1/2025	21	446	353	61	1,605	625	82	1,077	196
8/31/2025	23	446	345	61	1,605	625	96	1,077	38

Weekly SLA Customer Report

Customer LLG_Production
Database ID 148



Database Performance LLG_ABSBI01_BI_PROD_ABS1

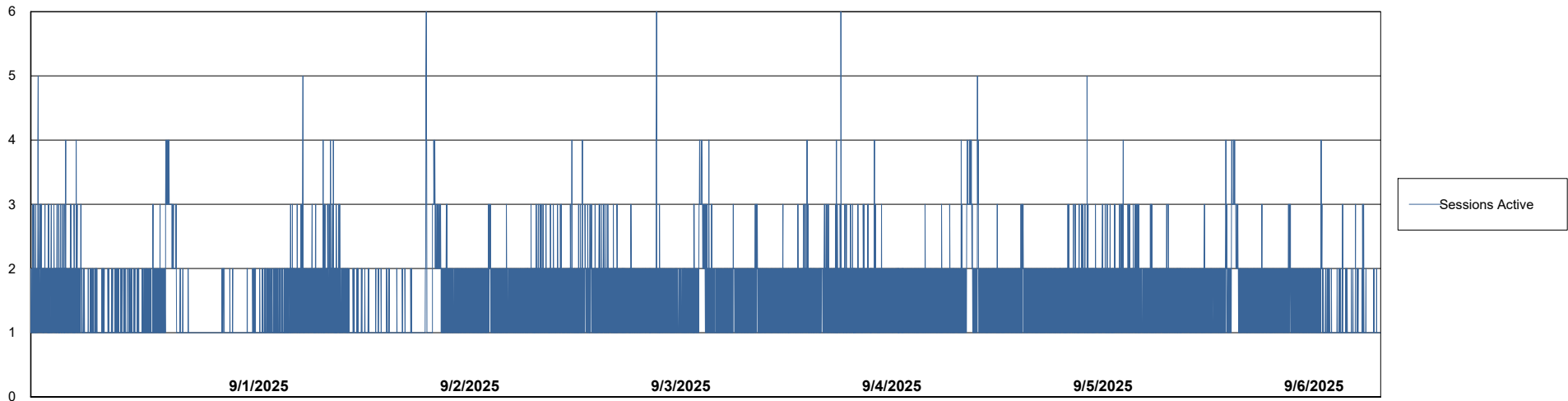
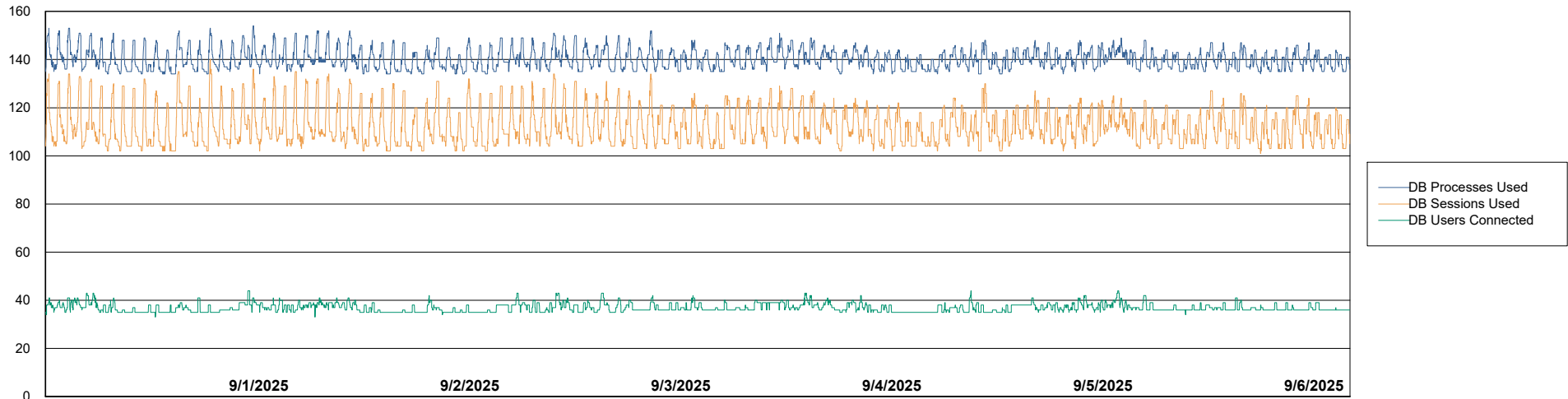


Weekly SLA Customer Report

Customer LLG_Production
Database ID 148



Database Performance LLG_ABSDB01_PROD_ABS1



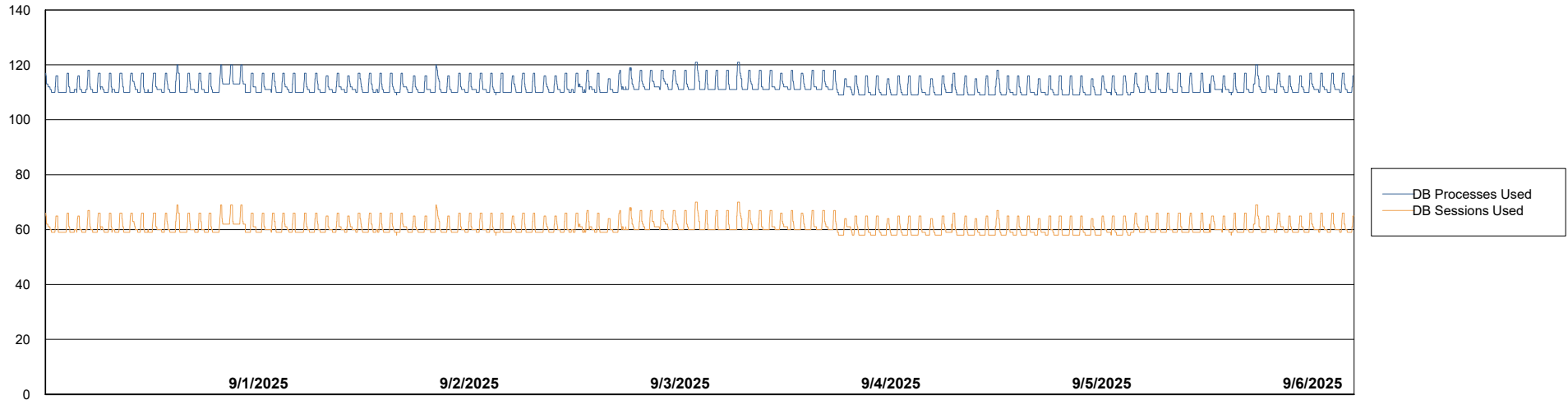
Weekly SLA Customer Report

Customer LLG_Production
Database ID 148



Database Performance LLG_ABSDB02_PROD_HSBABS1

DB Processes Max 4
DB Processes Max 300
DB Processes Max 0



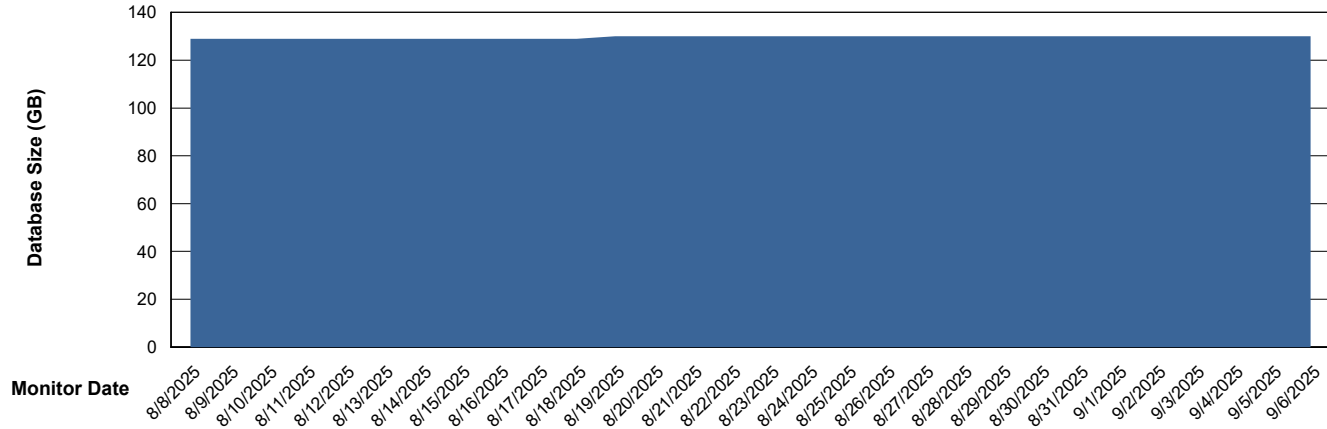
Weekly SLA Customer Report

Customer LLG_Production
Database ID 148



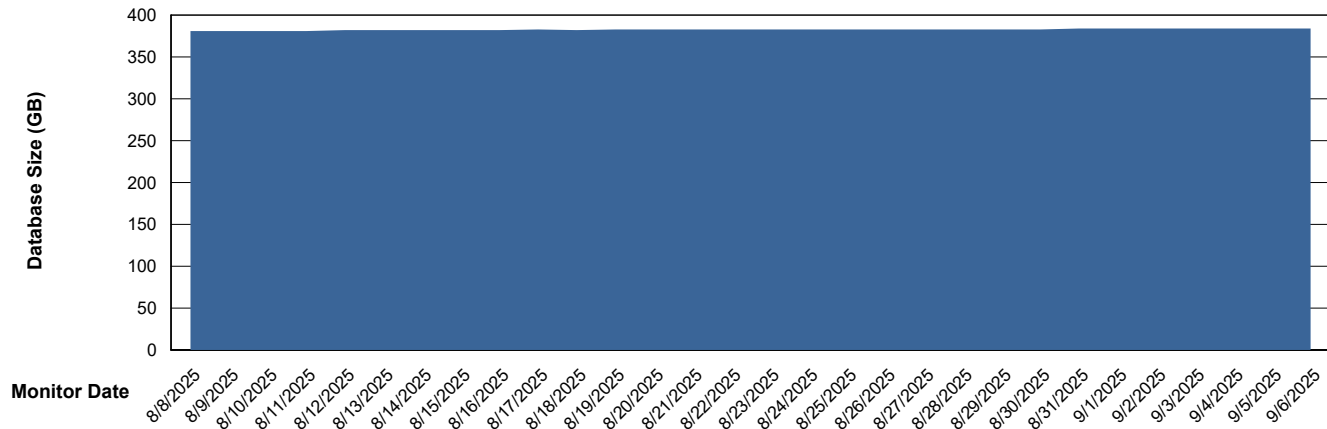
DATABASE SIZE LLG_ABSBI01_BI_PROD_ABS1

Database growth over last month



DATABASE SIZE LLG_ABSDB01_PROD_ABS1

Database growth over last month



Weekly SLA Customer Report

Customer LLG_Production
 Database ID 148



Database Tablespace LLG_ABSBI01_BI_PROD_ABS1

Date	Tablespace Name	Filesize (Gb)	Usedsize (Gb)	Percentage free
9/6/2025	ABSDATA	64	53	17
	INDX	82	68	16
9/5/2025	ABSDATA	64	53	17
	INDX	82	68	16
9/4/2025	ABSDATA	64	53	17
	INDX	82	68	16
9/3/2025	ABSDATA	64	53	17
	INDX	82	68	16
9/2/2025	ABSDATA	64	53	17
	INDX	82	68	16
9/1/2025	ABSDATA	64	53	17
	INDX	82	68	17
8/31/2025	ABSDATA	64	53	17
	INDX	82	68	17

Weekly SLA Customer Report

Customer LLG_Production
 Database ID 148



Database Tablespace LLG_ABSD01_PROD_ABS1

Date	Tablespace Name	Filesize (Gb)	Usedsize (Gb)	Percentage free
9/6/2025	ABSDATA	188	157	16
	INDX	256	211	17
9/5/2025	ABSDATA	188	157	16
	INDX	256	211	17
9/4/2025	ABSDATA	188	157	16
	INDX	256	211	17
9/3/2025	ABSDATA	188	157	16
	INDX	256	211	17
9/2/2025	ABSDATA	188	157	17
	INDX	256	211	17
9/1/2025	ABSDATA	188	157	17
	INDX	256	211	17
8/31/2025	ABSDATA	188	157	17
	INDX	256	211	17

BI Status and last ETL error for LLG_ABSBI01_BI_PROD_ABS1

	Mon 1/9/2025	Tue 2/9/2025	Wed 3/9/2025	Thu 4/9/2025	Fri 5/9/2025	Sat 6/9/2025
ABS DataWarehouse ETL Health	OK	OK	OK	OK	OK	OK
ABS DWHStaging ETL Health	OK	OK	OK	OK	OK	OK

Weekly SLA Customer Report

Customer LLG_Production
Database ID 148



BI last ETL error for LLG_ABSBI01_BI_PROD_ABS1

Sun, 31-08-2025	None
Tue, 2-09-2025	None
Wed, 3-09-2025	None
Sun, 31-08-2025	None
Thu, 4-09-2025	None
Sat, 6-09-2025	None
Mon, 1-09-2025	None
Mon, 1-09-2025	None
Tue, 2-09-2025	None
Fri, 5-09-2025	None
Wed, 3-09-2025	None
Fri, 5-09-2025	None
Sat, 6-09-2025	None
Thu, 4-09-2025	None

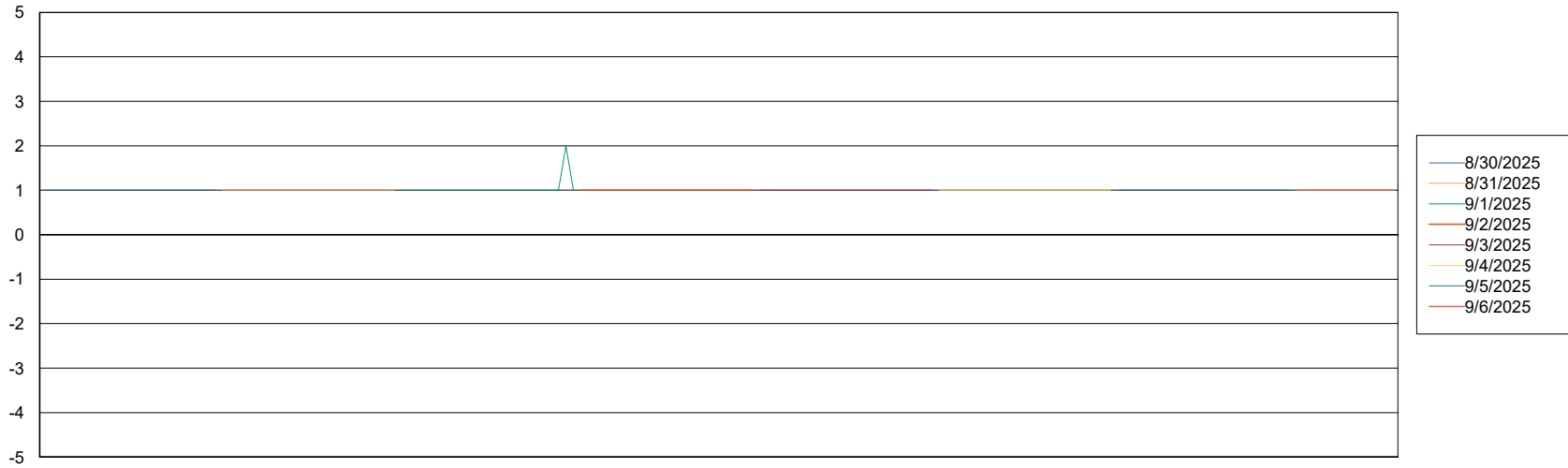
Weekly SLA Customer Report

Customer LLG_Production
Database ID 148



Standby Database Health LLG_Production

Recovery lag for last 7 days



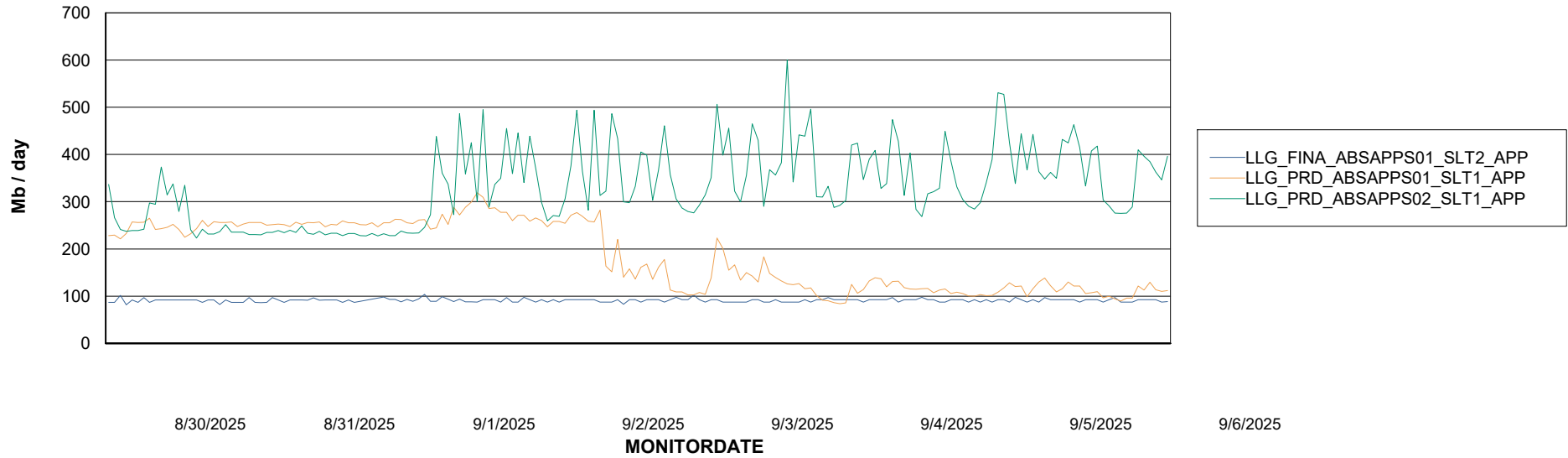
Weekly SLA Customer Report

Customer LLG_Production
Database ID 148

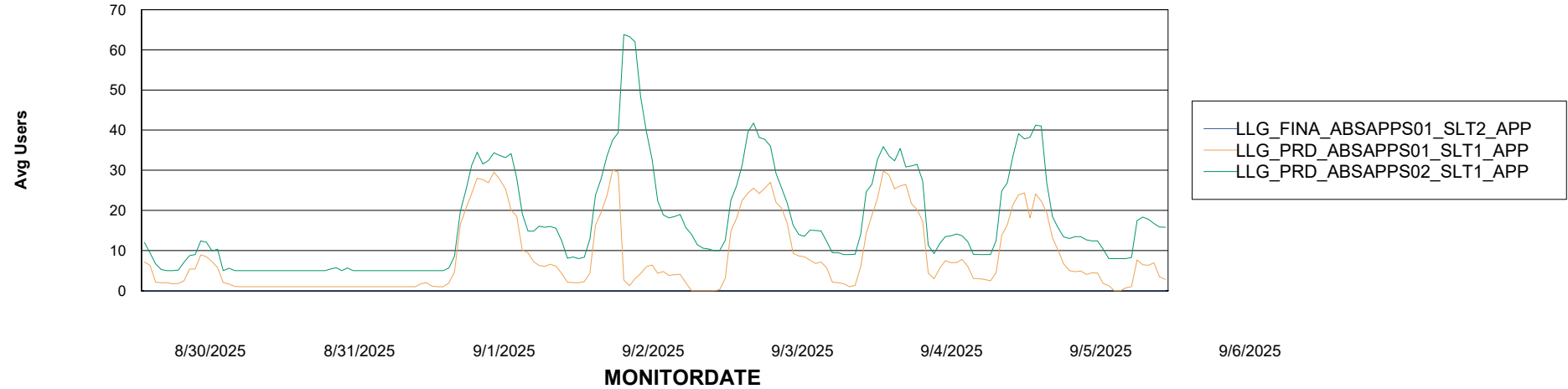


ABSSolute Application Server Services

Avg memory used per ABS Server Service



Avg users per day per ABS server



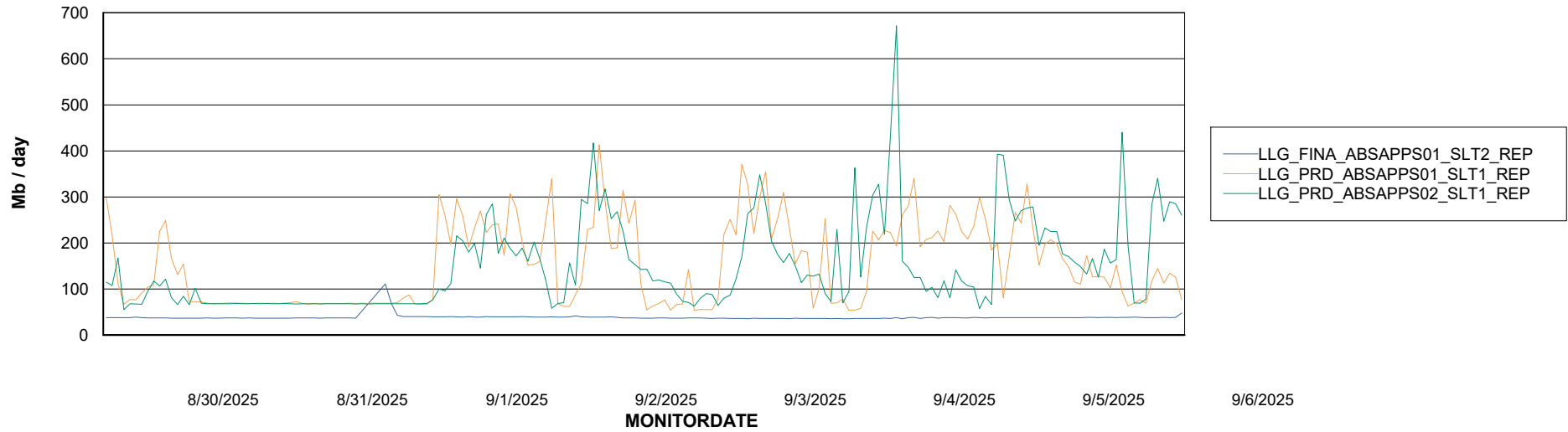
Weekly SLA Customer Report

Customer LLG_Production
Database ID 148



ABSSolute Application ReportServer Services

Avg memory used per ReportServer Service



Disaster per ABS component

