

Weekly SLA Customer Report

Customer SGS_Production
Database ID 224



Harddisk Usage SGS_PRD_ABS-APP14

	Free disk space on C: (%)	Total disk space on C: (Gb)	Used disk space on C: (Gb)
8/30/2025	41	199	118
8/29/2025	41	199	117
8/28/2025	41	199	117
8/27/2025	41	199	117
8/26/2025	41	199	117
8/25/2025	42	199	116
8/24/2025	42	199	115

Harddisk Usage SGS_PRD_ABS-APP15

	Free disk space on C: (%)	Total disk space on C: (Gb)	Used disk space on C: (Gb)
8/30/2025	52	199	96
8/29/2025	51	199	97
8/28/2025	51	199	97
8/27/2025	51	199	97
8/26/2025	51	199	98
8/25/2025	51	199	98
8/24/2025	51	199	98

Weekly SLA Customer Report

Customer SGS_Production
Database ID 224



Harddisk Usage SGS_PRD_ABS-BI02

	Free disk space on C: (%)	Total disk space on C: (Gb)	Used disk space on C: (Gb)	Free disk space on E: (%)	Total disk space on E: (Gb)	Used disk space on E: (Gb)
8/30/2025	19	127	103	17	426	354
8/29/2025	19	127	103	18	426	350
8/28/2025	19	127	103	17	426	354
8/27/2025	19	127	103	18	426	349
8/26/2025	19	127	103	18	426	350
8/25/2025	19	127	103	17	426	354
8/24/2025	19	127	103	18	426	349

Harddisk Usage SGS_PRD_ABS-DB16

	Free disk space on C: (%)	Total disk space on C: (Gb)	Used disk space on C: (Gb)	Free disk space on E: (%)	Total disk space on E: (Gb)	Used disk space on E: (Gb)
8/30/2025	46	126	68	22	1,127	879
8/29/2025	46	126	68	23	1,127	872
8/28/2025	46	126	68	22	1,127	874
8/27/2025	46	126	68	23	1,127	870
8/26/2025	46	126	68	23	1,127	870
8/25/2025	46	126	68	23	1,127	867
8/24/2025	46	126	68	23	1,127	864

Weekly SLA Customer Report

Customer SGS_Production
Database ID 224



Harddisk Usage SGS_PRD_ABS-DB17

	Free disk space on C: (%)	Total disk space on C: (Gb)	Used disk space on C: (Gb)	Free disk space on E: (%)	Total disk space on E: (Gb)	Used disk space on E: (Gb)
8/30/2025	48	126	66	35	1,127	731
8/29/2025	48	126	66	35	1,127	733
8/28/2025	48	126	65	35	1,127	734
8/27/2025	48	126	65	35	1,127	730
8/26/2025	48	126	65	35	1,127	730
8/25/2025	48	126	65	35	1,127	728
8/24/2025	49	126	65	36	1,127	725

Harddisk Usage SGS_PRD_ABS-WEB16

	Free disk space on C: (%)	Total disk space on C: (Gb)	Used disk space on C: (Gb)
8/30/2025	77	199	47
8/29/2025	77	199	47
8/28/2025	77	199	47
8/27/2025	77	199	47
8/26/2025	77	199	47
8/25/2025	77	199	47
8/24/2025	77	199	46

Weekly SLA Customer Report

Customer SGS_Production
Database ID 224



Harddisk Usage SGS_PRD_ABS-WEB17

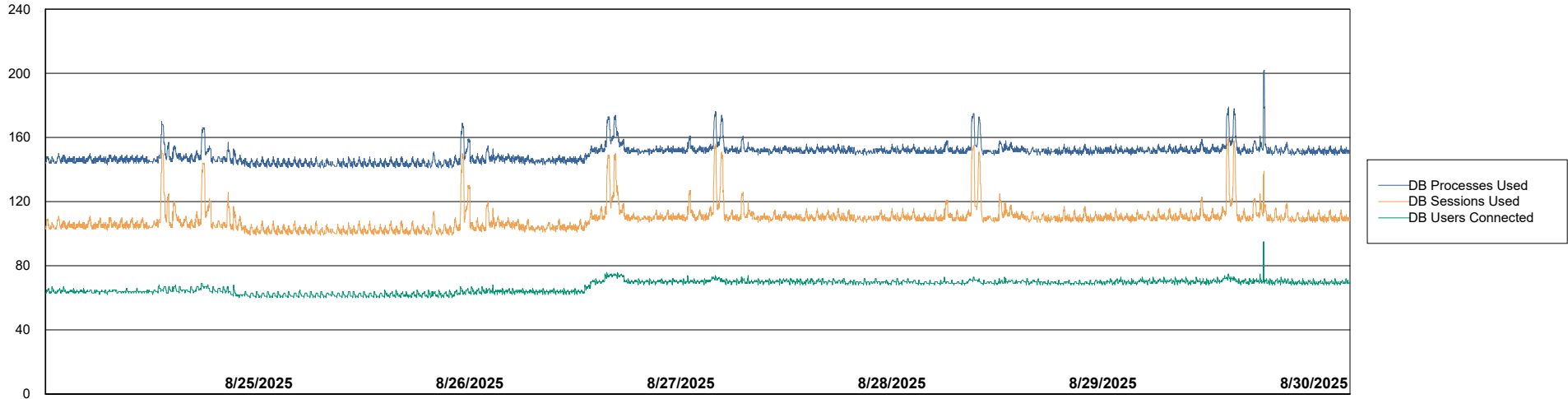
	Free disk space on C: (%)	Total disk space on C: (Gb)	Used disk space on C: (Gb)
8/30/2025	82	199	37
8/29/2025	82	199	37
8/28/2025	82	199	37
8/27/2025	82	199	37
8/26/2025	82	199	37
8/25/2025	82	199	37
8/24/2025	82	199	37

Weekly SLA Customer Report

Customer SGS_Production
Database ID 224



Database Performance SGS_PRD_ABS-BI02_ABS1

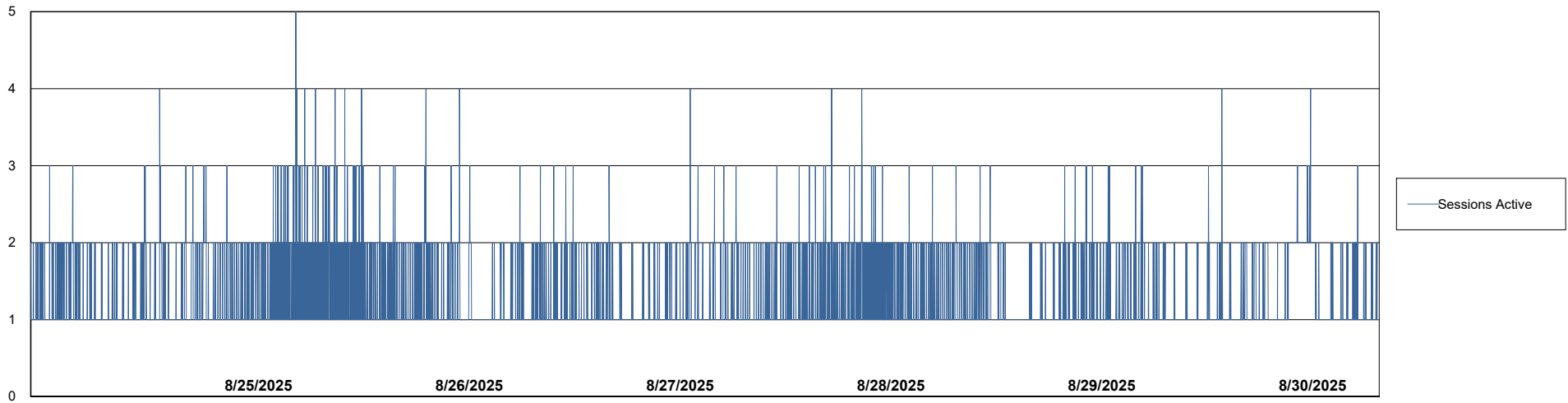
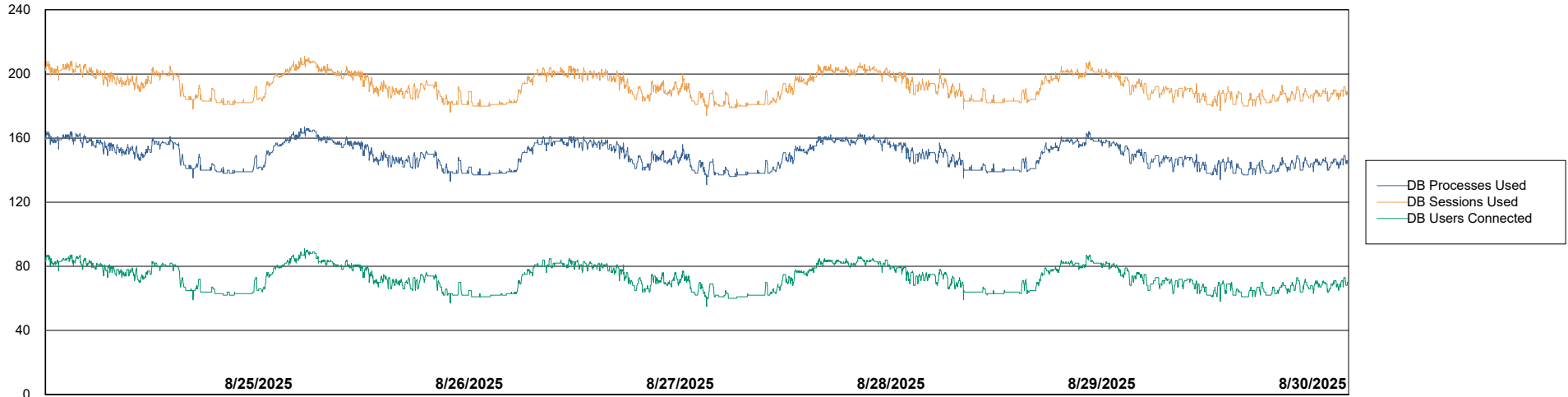


Weekly SLA Customer Report

Customer SGS_Production
Database ID 224



Database Performance SGS_PRD_ABS-DB16_ABS1



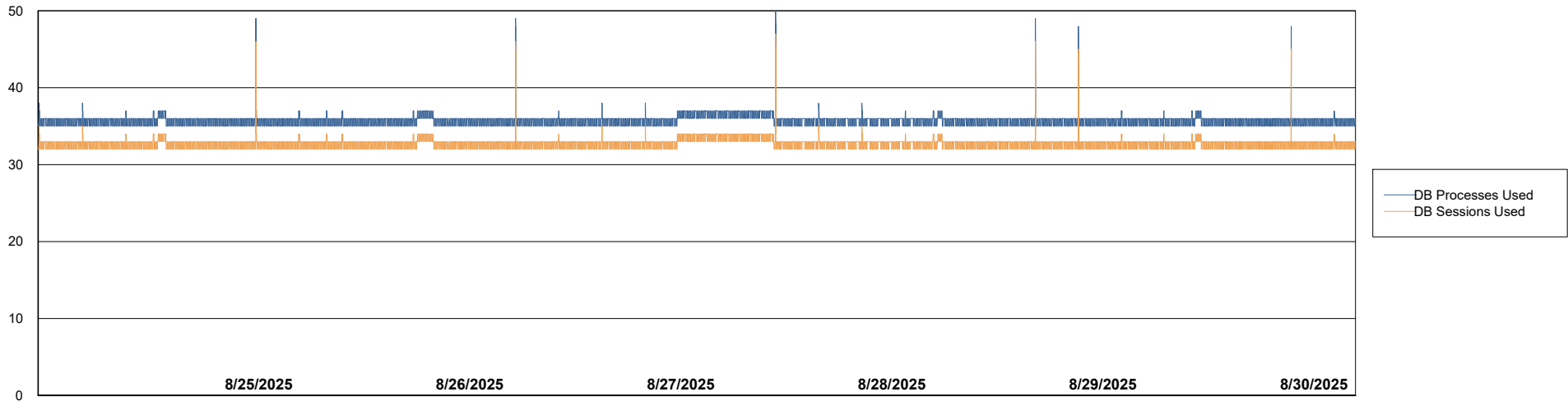
Weekly SLA Customer Report

Customer SGS_Production
Database ID 224



Database Performance SGS_PRD_ABS-DB17_HSBABS1

DB Processes Max 1,000



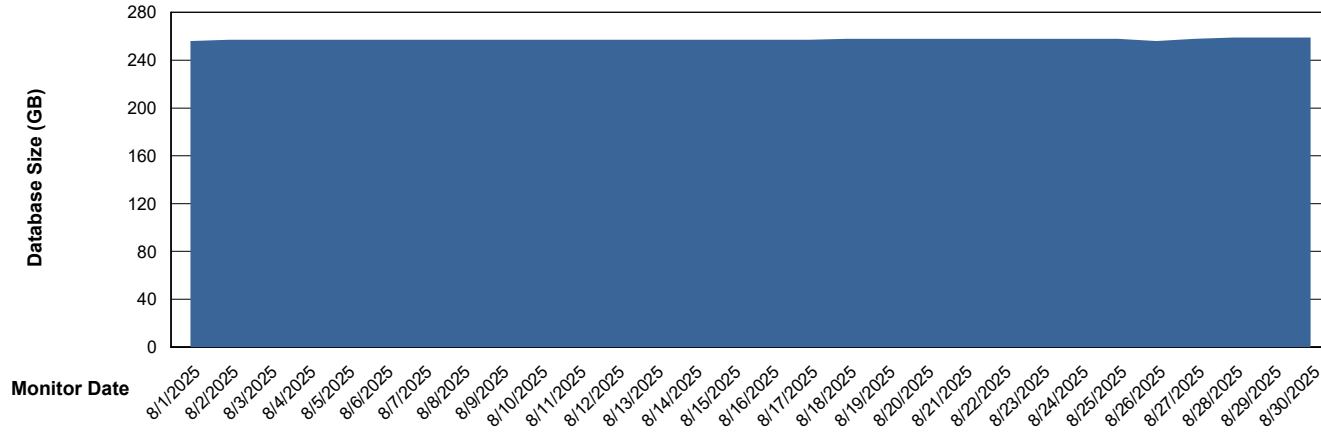
Weekly SLA Customer Report

Customer SGS_Production
Database ID 224



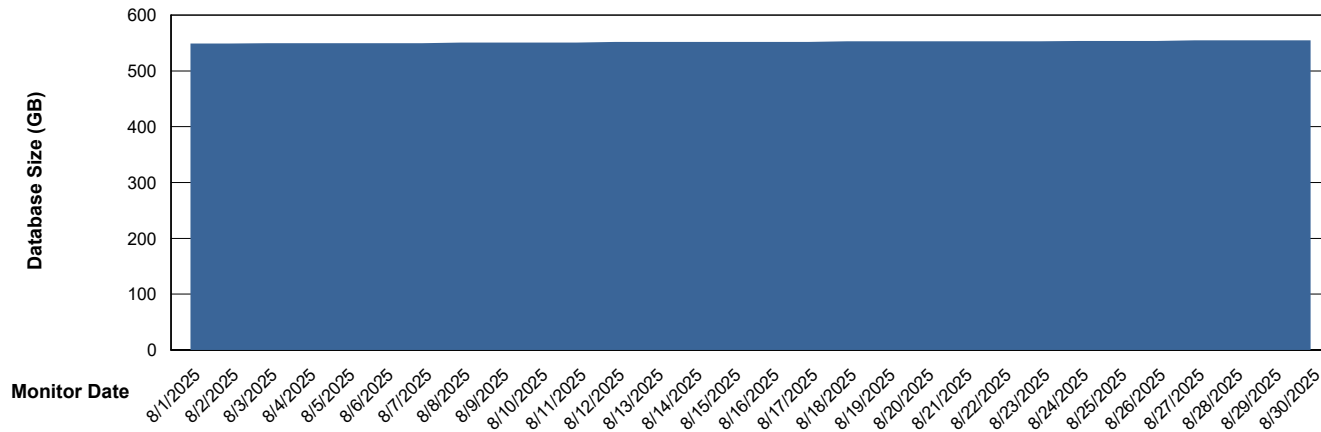
DATABASE SIZE SGS_PRD_ABS-BI02_ABS1

Database growth over last month



DATABASE SIZE SGS_PRD_ABS-DB16_ABS1

Database growth over last month



Weekly SLA Customer Report

Customer SGS_Production
Database ID 224



Database Tablespace SGS_PRD_ABS-BI02_ABS1

Date	Tablespace Name	Filesize (Gb)	Usedsize (Gb)	Percentage free
8/30/2025	ABSDATA	145	121	17
	INDX	162	136	16
8/29/2025	ABSDATA	145	121	17
	INDX	162	136	16
8/28/2025	ABSDATA	145	121	17
	INDX	162	136	16
8/27/2025	ABSDATA	145	121	17
	INDX	162	135	16
8/26/2025	ABSDATA	145	121	17
	INDX	162	134	17
8/25/2025	ABSDATA	145	121	17
	INDX	162	135	16
8/24/2025	ABSDATA	145	121	17
	INDX	162	135	16

Weekly SLA Customer Report

Customer SGS_Production
 Database ID 224



Database Tablespace SGS_PRD_ABS-DB16_ABS1

Date	Tablespace Name	Filesize (Gb)	Usedsize (Gb)	Percentage free
8/30/2025	ABSDATA	211	176	17
	INDX	427	358	16
8/29/2025	ABSDATA	211	176	17
	INDX	427	358	16
8/28/2025	ABSDATA	211	176	17
	INDX	427	358	16
8/27/2025	ABSDATA	211	176	17
	INDX	427	358	16
8/26/2025	ABSDATA	211	176	17
	INDX	427	358	16
8/25/2025	ABSDATA	211	176	17
	INDX	427	357	16
8/24/2025	ABSDATA	209	176	16
	INDX	427	357	16

BI Status and last ETL error for SGS_PRD_ABS-BI02_ABS1

	Mon 25/8/2025	Tue 26/8/2025	Wed 27/8/2025	Thu 28/8/2025	Fri 29/8/2025	Sat 30/8/2025
ABS DataWarehouse ETL Health	Not OK	Not OK	Not OK	OK	OK	OK
ABS DWHStaging ETL Health	OK	OK	OK	OK	OK	OK

Weekly SLA Customer Report

Customer SGS_Production
Database ID 224



BI last ETL error for	SGS_PRD_ABS-BI02_ABS1
Thu, 28-08-2025	None
Sun, 24-08-2025	None
Thu, 28-08-2025	None
Sat, 30-08-2025	None
Tue, 26-08-2025	ORA-00054: resource busy and acquire with NOWAIT specified or timeout expired
Wed, 27-08-2025	ORA-00054: resource busy and acquire with NOWAIT specified or timeout expired
Fri, 29-08-2025	None
Sun, 24-08-2025	None
Sat, 30-08-2025	None
Tue, 26-08-2025	None
Mon, 25-08-2025	None
Mon, 25-08-2025	ORA-00054: resource busy and acquire with NOWAIT specified or timeout expired
Mon, 25-08-2025	None
Tue, 26-08-2025	None
Wed, 27-08-2025	None
Wed, 27-08-2025	None
Fri, 29-08-2025	None

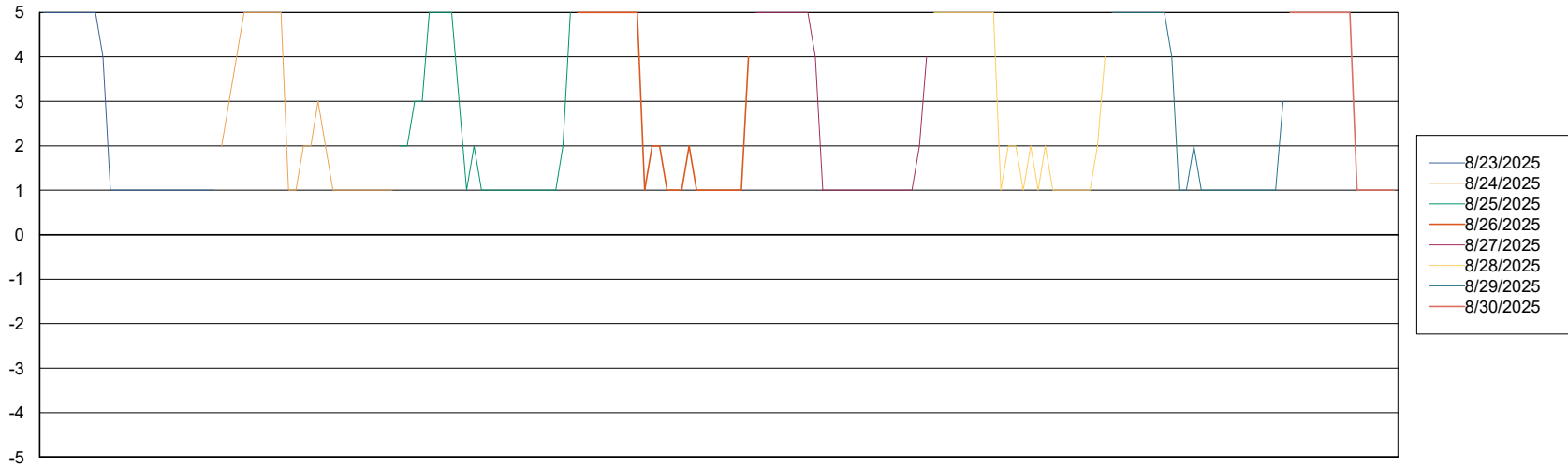
Weekly SLA Customer Report

Customer SGS_Production
Database ID 224



Standby Database Health SGS_Production

Recovery lag for last 7 days



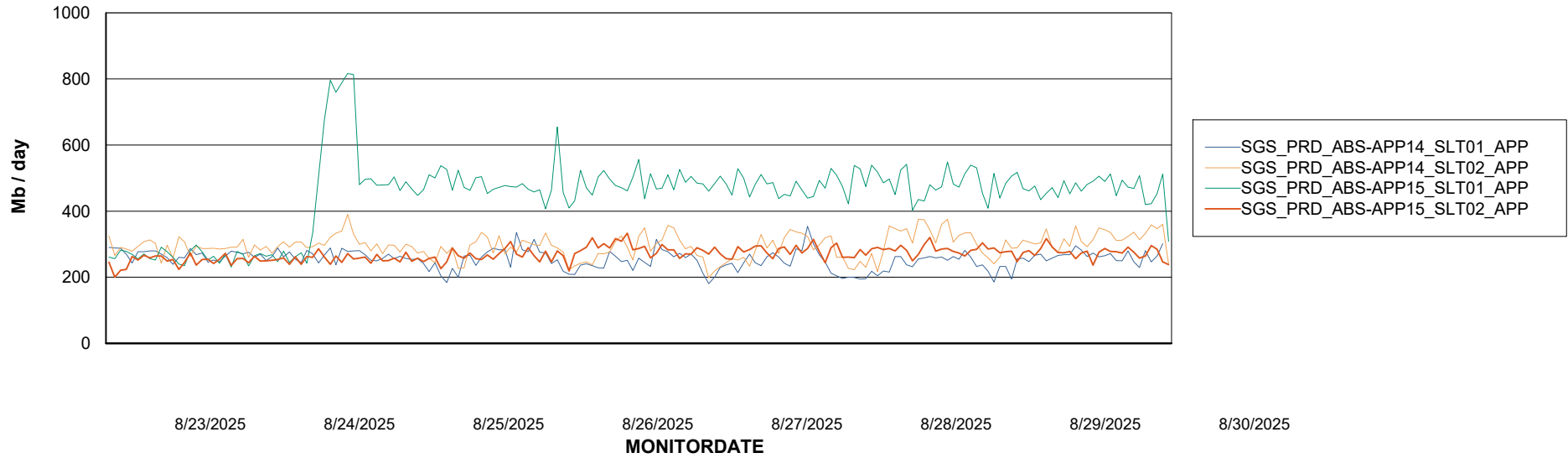
Weekly SLA Customer Report

Customer SGS_Production
Database ID 224

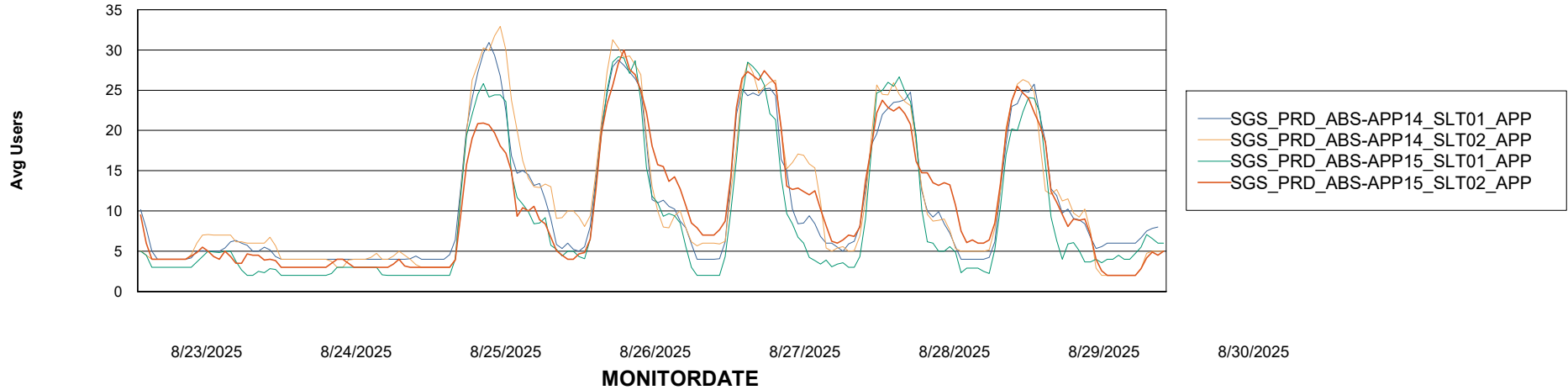


ABSSolute Application Server Services

Avg memory used per ABS Server Service



Avg users per day per ABS server



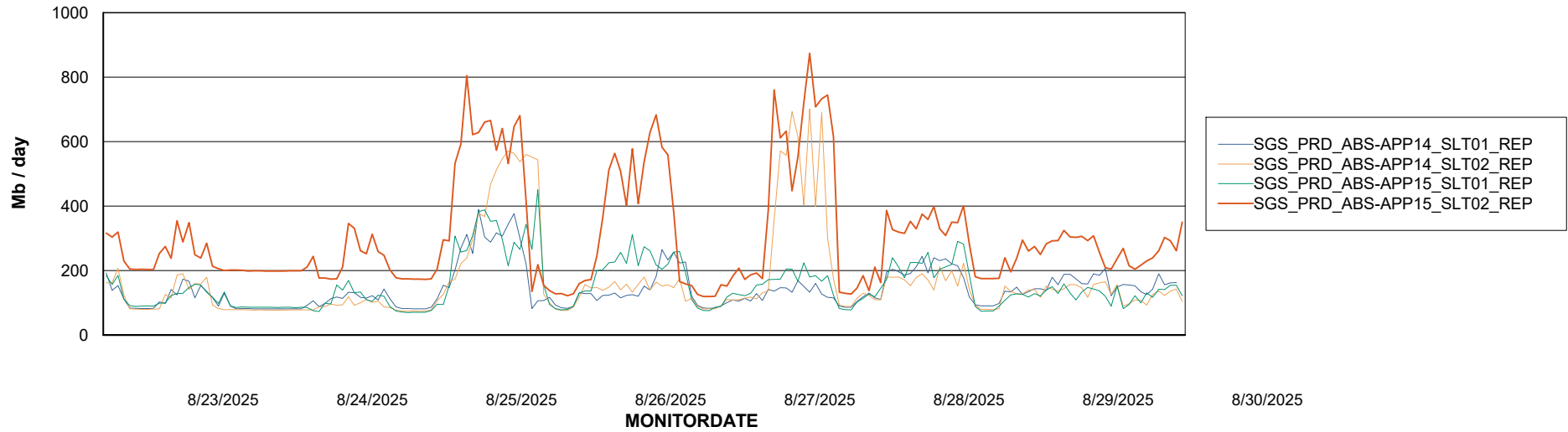
Weekly SLA Customer Report

Customer SGS_Production
Database ID 224



ABSSolute Application ReportServer Services

Avg memory used per ReportServer Service



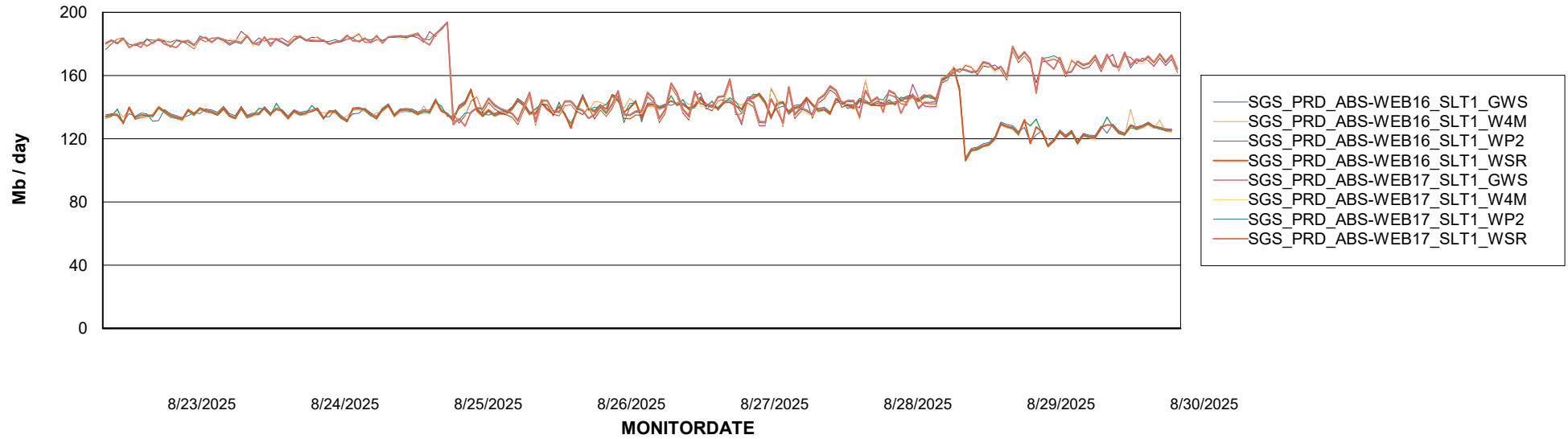
Weekly SLA Customer Report

Customer SGS_Production
Database ID 224



ABSSolute Web Component Services

Avg memory used per ABS Web component



Weekly SLA Customer Report

Customer SGS_Production
Database ID 224



Disaster per ABS component

