

# Weekly SLA Customer Report

Customer BNL\_Production  
Database ID 83



## Harddisk Usage BNL\_PRD\_BSNLP-VM-ABSD02

	Free disk space on C: (%)	Total disk space on C: (Gb)	Used disk space on C: (Gb)	Free disk space on D: (%)	Total disk space on D: (Gb)	Used disk space on D: (Gb)	Free disk space on E: (%)	Total disk space on E: (Gb)	Used disk space on E: (Gb)	Free disk space on F: (%)
8/30/2025	50	127	63	70	1,512	454	87	500	65	80
8/29/2025	49	127	64	68	1,512	479	84	500	79	80
8/28/2025	48	127	65	69	1,512	467	86	500	68	80
8/27/2025	48	127	65	73	1,512	408	89	500	56	80
8/26/2025	48	127	65	73	1,512	411	90	500	50	80
8/25/2025	48	127	65	73	1,512	409	88	500	59	80
8/24/2025	48	127	65	73	1,512	410	90	500	52	80

## Harddisk Usage BNL\_PRD\_BSNLP-VM-ABSD03

	Free disk space on C: (%)	Total disk space on C: (Gb)	Used disk space on C: (Gb)	Free disk space on D: (%)	Total disk space on D: (Gb)	Used disk space on D: (Gb)	Free disk space on E: (%)	Total disk space on E: (Gb)	Used disk space on E: (Gb)	Free disk space on F: (%)
8/30/2025	51	127	62	79	1,512	325	79	500	106	80
8/29/2025	51	127	62	76	1,512	363	78	500	108	80
8/28/2025	51	127	62	77	1,512	347	78	500	109	80
8/27/2025	51	127	62	81	1,512	291	78	500	108	80
8/26/2025	51	127	62	81	1,512	292	78	500	110	80
8/25/2025	51	127	62	81	1,512	293	78	500	110	80
8/24/2025	51	127	62	81	1,512	293	79	500	106	80

# Weekly SLA Customer Report

Customer BNL\_Production  
Database ID 83



## Harddisk Usage BNL\_PRD\_bsnlp-vm-absw01

	Free disk space on C: (%)	Total disk space on C: (Gb)	Used disk space on C: (Gb)	Free disk space on D: (%)	Total disk space on D: (Gb)	Used disk space on D: (Gb)	Free disk space on E: (%)	Total disk space on E: (Gb)	Used disk space on E: (Gb)
8/30/2025	76	127	30	98	128	3	91	16	1
8/29/2025	76	127	30	98	128	3	91	16	1
8/28/2025	76	127	30	98	128	3	91	16	1
8/27/2025	76	127	30	98	128	3	91	16	1
8/26/2025	76	127	30	98	128	3	91	16	1
8/25/2025	76	127	30	98	128	3	91	16	1
8/24/2025	76	127	30	98	128	3	91	16	1

## Harddisk Usage BNL\_PRD\_vm-absa01

	Free disk space on C: (%)	Total disk space on C: (Gb)	Used disk space on C: (Gb)	Free disk space on D: (%)	Total disk space on D: (Gb)	Used disk space on D: (Gb)	Free disk space on E: (%)	Total disk space on E: (Gb)	Used disk space on E: (Gb)
8/30/2025	67	127	42	90	127	12	92	64	5
8/29/2025	65	127	44	90	127	12	92	64	5
8/28/2025	65	127	44	90	127	12	92	64	5
8/27/2025	65	127	44	90	127	12	92	64	5
8/26/2025	66	127	44	90	127	12	92	64	5
8/25/2025	66	127	44	90	127	12	92	64	5
8/24/2025	65	127	44	91	127	12	92	64	5

# Weekly SLA Customer Report

Customer BNL\_Production  
 Database ID 83



Harddisk Usage BNL\_PRD\_vm-absa02

	Free disk space on C: (%)	Total disk space on C: (Gb)	Used disk space on C: (Gb)	Free disk space on D: (%)	Total disk space on D: (Gb)	Used disk space on D: (Gb)	Free disk space on E: (%)	Total disk space on E: (Gb)	Used disk space on E: (Gb)
8/30/2025	73	127	34	85	127	19	92	64	5
8/29/2025	73	127	34	85	127	19	92	64	5
8/28/2025	73	127	34	85	127	19	92	64	5
8/27/2025	73	127	34	85	127	19	92	64	5
8/26/2025	73	127	34	85	127	19	92	64	5
8/25/2025	73	127	34	85	127	19	92	64	5
8/24/2025	73	127	34	85	127	19	92	64	5

Harddisk Usage BNL\_PRD\_vm-absa03

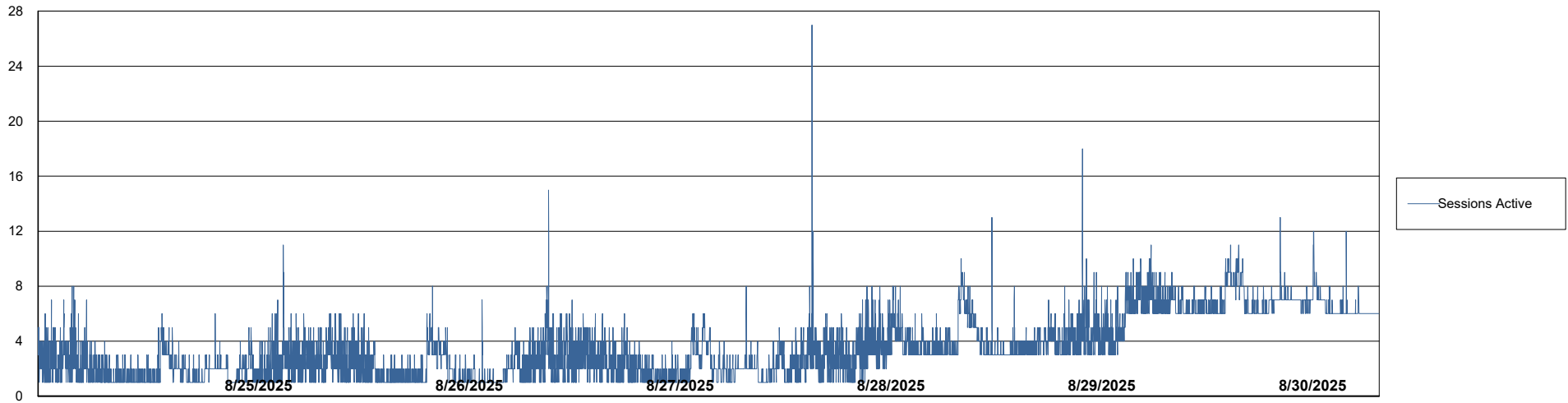
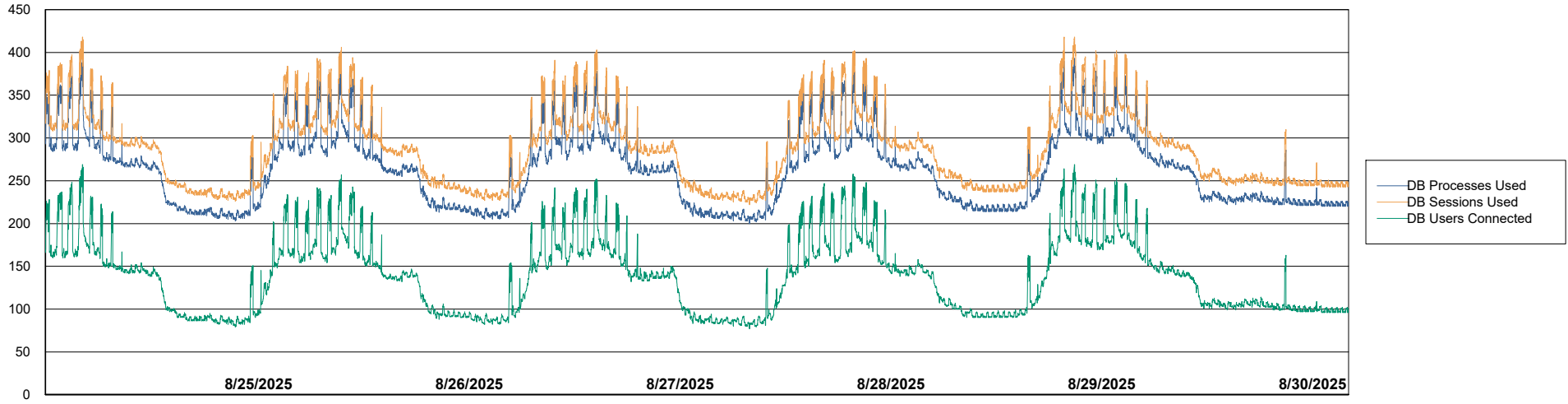
	Free disk space on C: (%)	Total disk space on C: (Gb)	Used disk space on C: (Gb)	Free disk space on D: (%)	Total disk space on D: (Gb)	Used disk space on D: (Gb)	Free disk space on E: (%)	Total disk space on E: (Gb)	Used disk space on E: (Gb)
8/30/2025	59	127	52	54	127	58	92	64	5
8/29/2025	58	127	53	54	127	58	92	64	5
8/28/2025	58	127	53	54	127	58	92	64	5
8/27/2025	58	127	53	54	127	58	92	64	5
8/26/2025	58	127	53	54	127	58	92	64	5
8/25/2025	58	127	53	54	127	58	92	64	5
8/24/2025	59	127	52	54	127	58	92	64	5

# Weekly SLA Customer Report

Customer BNL\_Production  
Database ID 83



## Database Performance BNLDB\_Production



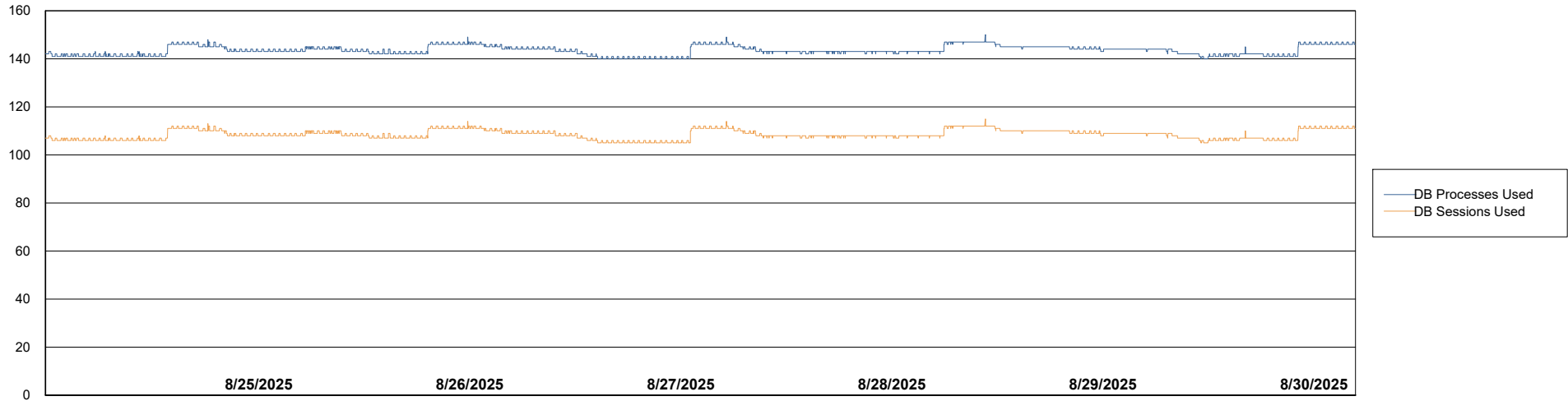
# Weekly SLA Customer Report

Customer BNL\_Production  
Database ID 83



## Database Performance BNLDB\_Standby

DB Processes Max 0  
DB Processes Max 1,000  
DB Processes Max 4



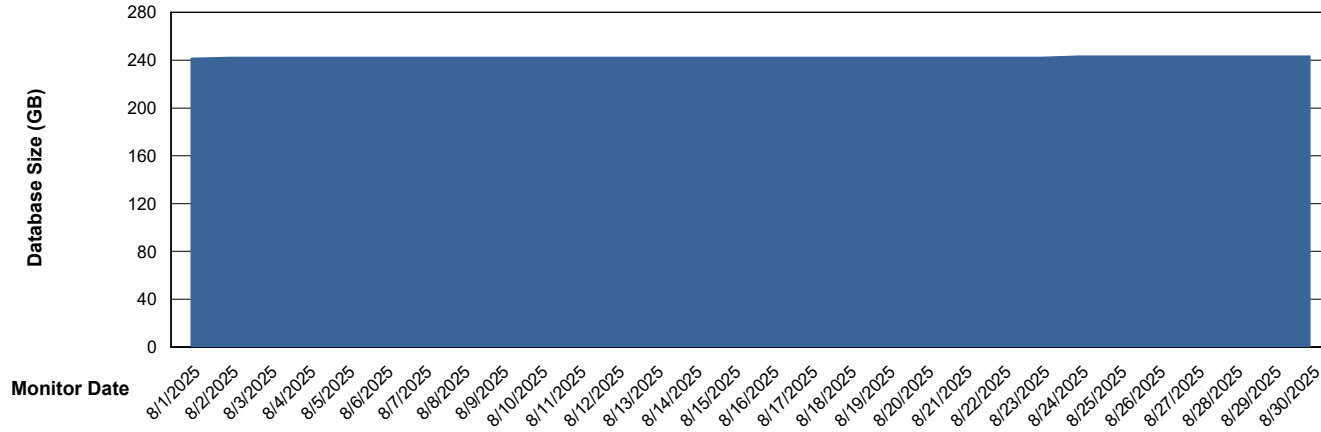
# Weekly SLA Customer Report

Customer BNL\_Production  
 Database ID 83



DATABASE SIZE BNLDB\_Production

## Database growth over last month



## Database Tablespace BNLDB\_Production

Date	Tablespace Name	Filesize (Gb)	Usedsize (Gb)	Percentage free
8/30/2025	ABSDATA	105	68	35
	INDX	200	166	17
8/29/2025	ABSDATA	105	68	35
	INDX	200	166	17
8/28/2025	ABSDATA	105	68	35
	INDX	200	166	17
8/27/2025	ABSDATA	105	68	35
	INDX	200	166	17
8/26/2025	ABSDATA	105	68	35
	INDX	200	166	17
8/25/2025	ABSDATA	105	68	35
	INDX	200	166	17
8/24/2025	ABSDATA	105	68	35
	INDX	200	165	17

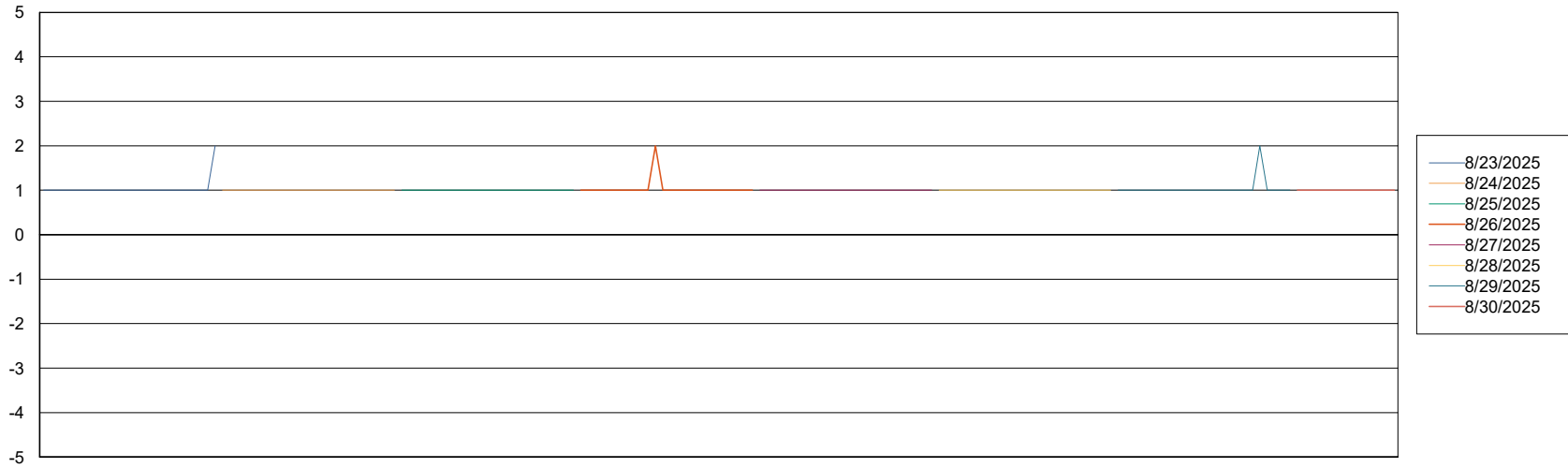
# Weekly SLA Customer Report

Customer BNL\_Production  
Database ID 83



Standby Database Health BNL\_Production

### Recovery lag for last 7 days



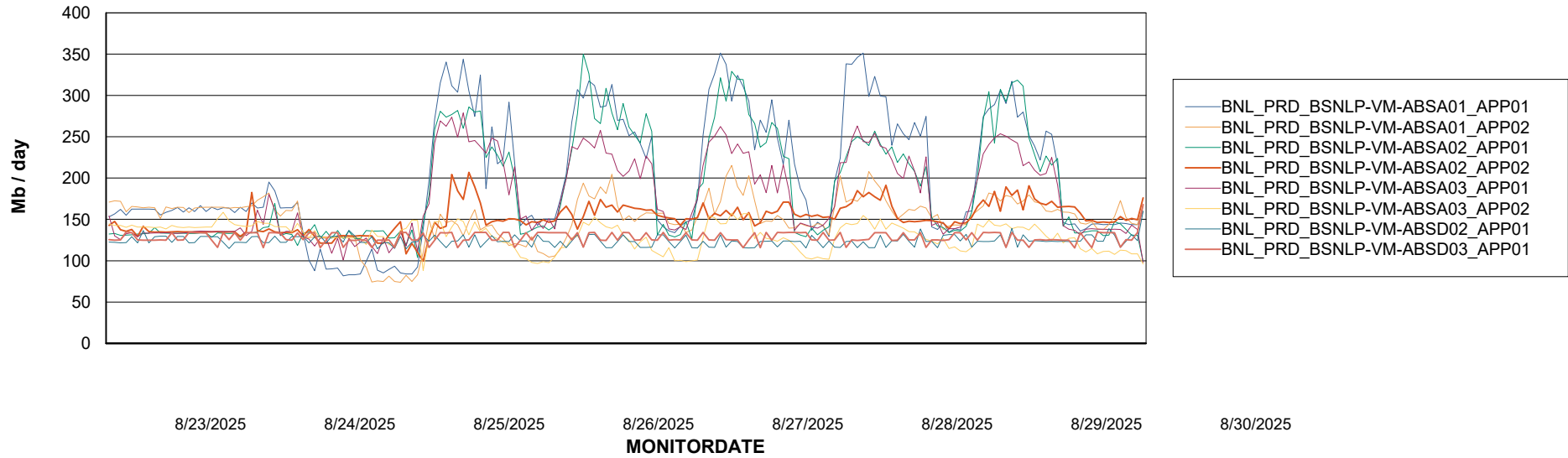
# Weekly SLA Customer Report

Customer BNL\_Production  
Database ID 83

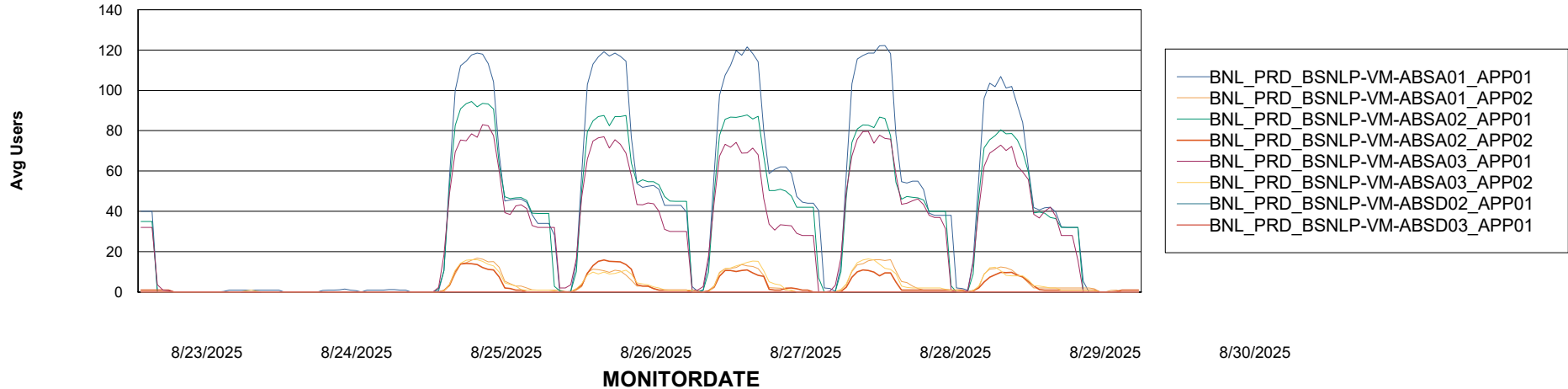


## ABSSolute Application Server Services

### Avg memory used per ABS Server Service



### Avg users per day per ABS server



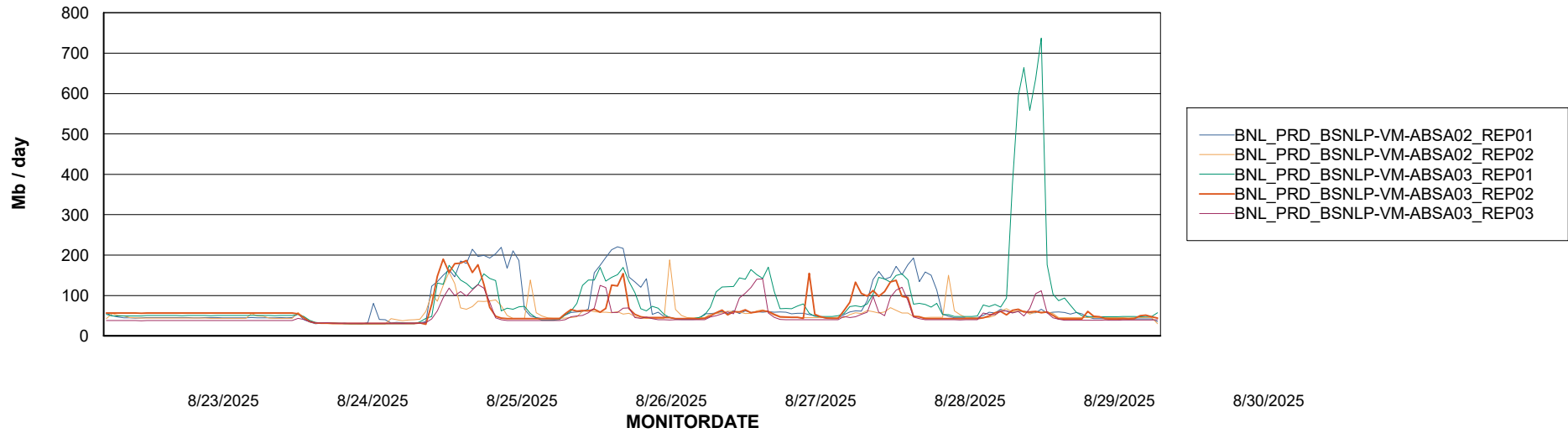
# Weekly SLA Customer Report

Customer BNL\_Production  
Database ID 83



## ABSSolute Application ReportServer Services

### Avg memory used per ReportServer Service



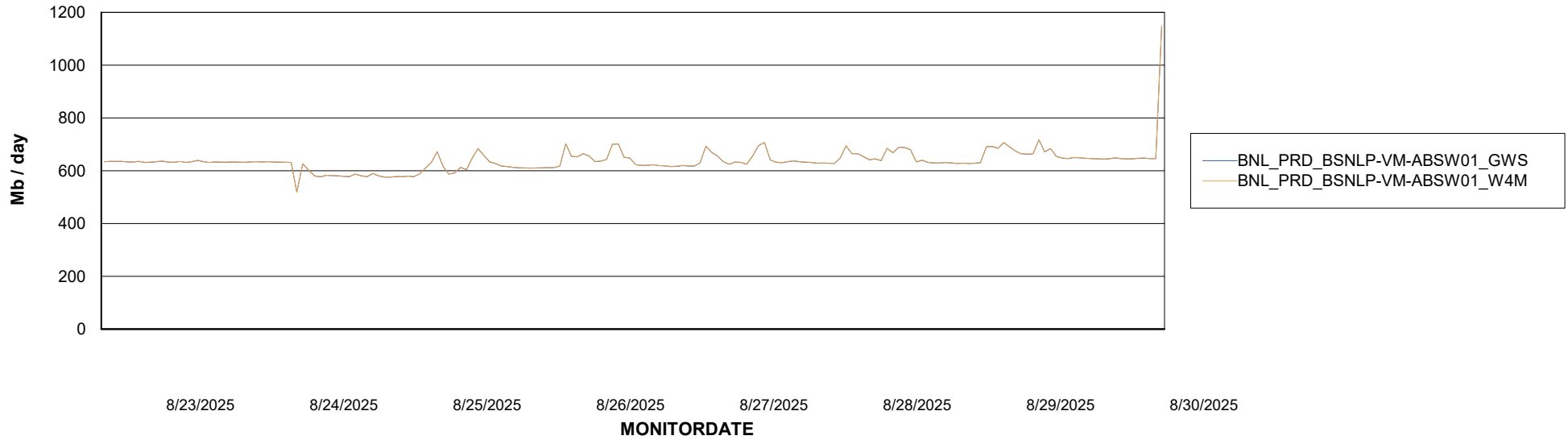
# Weekly SLA Customer Report

Customer BNL\_Production  
Database ID 83



## ABSSolute Web Component Services

### Avg memory used per ABS Web component



# Weekly SLA Customer Report

Customer BNL\_Production  
Database ID 83



### Disaster per ABS component

