

Weekly SLA Customer Report

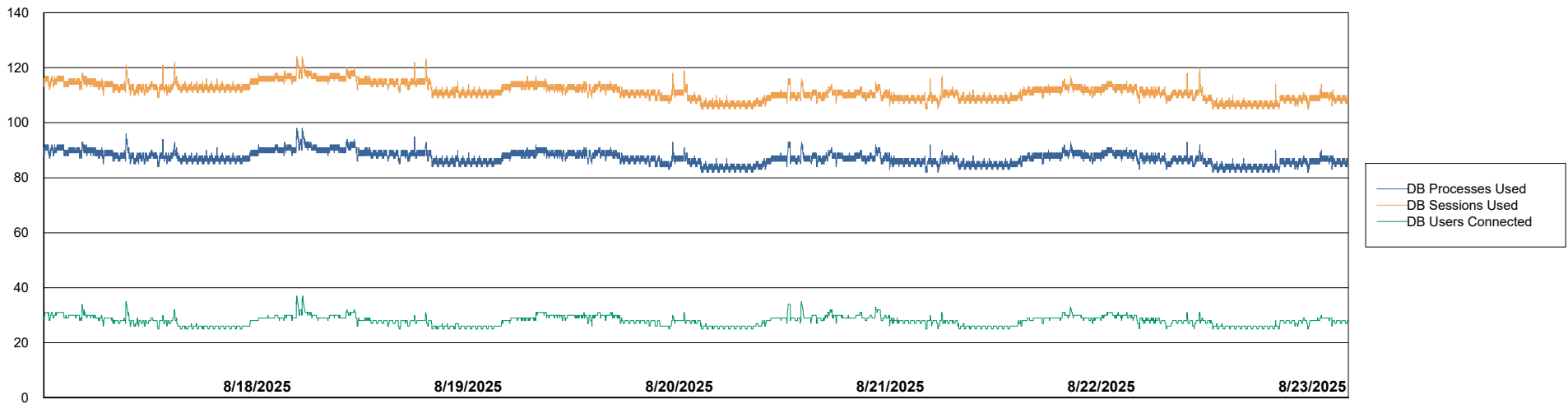
Customer RAS_Production
 Database ID 189



Harddisk Usage RAS_PRD_NEDLIN-ST-APP01

	Free disk space on C: (%)	Total disk space on C: (Gb)	Used disk space on C: (Gb)	Free disk space on D: (%)	Total disk space on D: (Gb)	Used disk space on D: (Gb)	Free disk space on E: (%)	Total disk space on E: (Gb)	Used disk space on E: (Gb)
8/23/2025	46	249	136	21	310	245	79	100	21
8/22/2025	46	249	135	21	310	245	79	100	21
8/21/2025	46	249	135	21	310	245	79	100	21
8/20/2025	46	249	135	21	310	245	80	100	20
8/19/2025	46	249	134	21	310	245	80	100	20
8/18/2025	47	249	133	21	310	245	79	100	21
8/17/2025	46	249	134	21	310	245	73	100	27

Database Performance RAS_PRD_NEDLIN-ST-APP01_ABS1



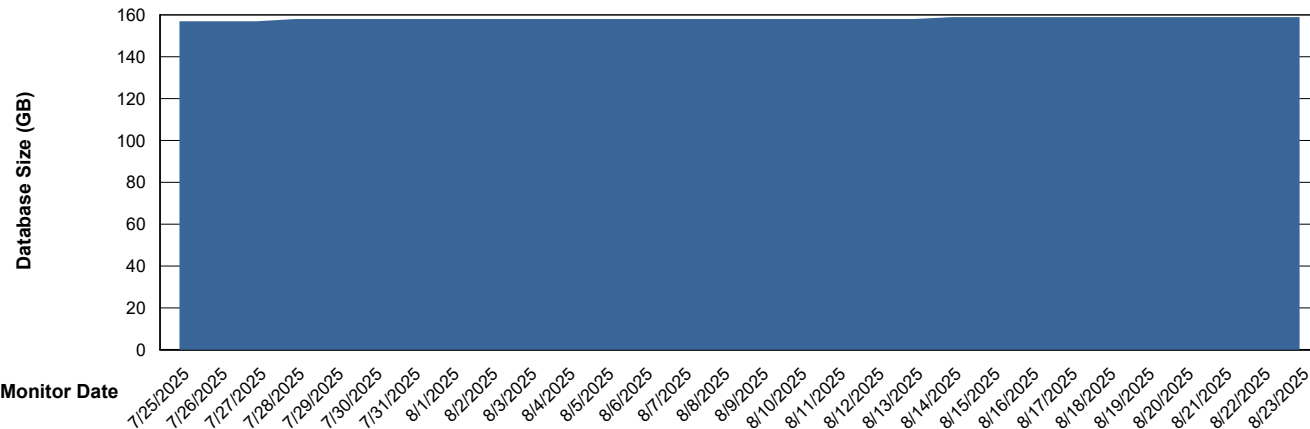
Weekly SLA Customer Report

Customer RAS_Production
 Database ID 189



DATABASE SIZE RAS_PRD_NEDLIN-ST-APP01_ABS1

Database growth over last month



Database Tablespace RAS_PRD_NEDLIN-ST-APP01_ABS1

Date	Tablespace Name	Filesize (Gb)	Usedsize (Gb)	Percentage free
8/23/2025	ABSDATA	60	40	33
	INDX	128	103	20
8/22/2025	ABSDATA	60	40	33
	INDX	128	103	20
8/21/2025	ABSDATA	60	40	33
	INDX	128	103	20
8/20/2025	ABSDATA	60	40	33
	INDX	128	103	20
8/19/2025	ABSDATA	60	40	33
	INDX	128	103	20
8/18/2025	ABSDATA	60	40	33
	INDX	128	103	20
8/17/2025	ABSDATA	60	40	33
	INDX	128	103	20

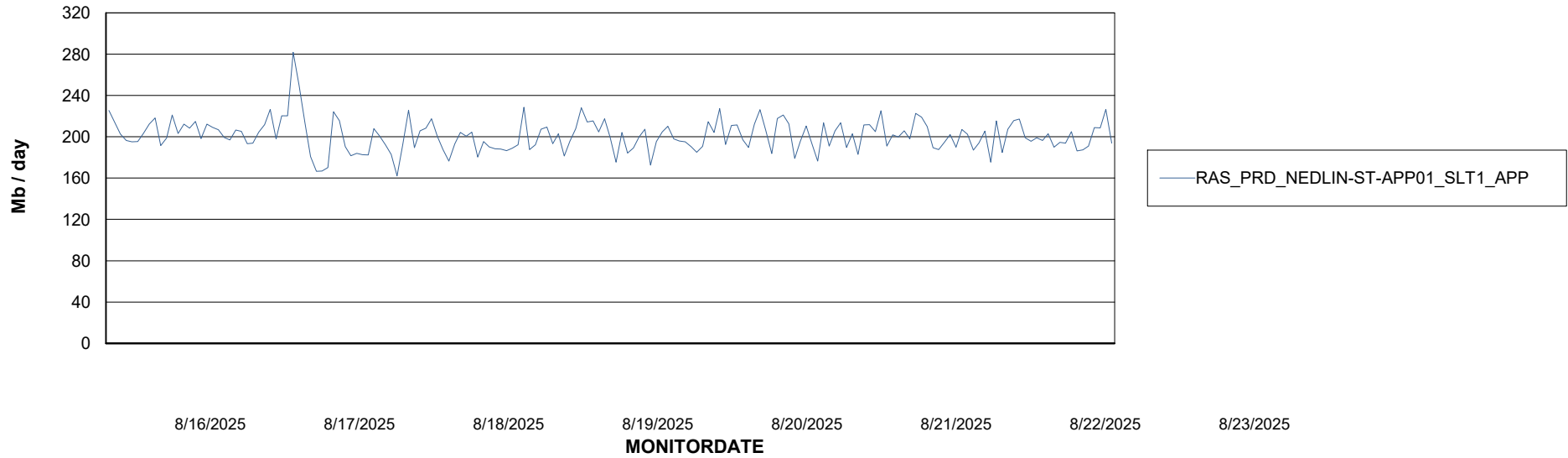
Weekly SLA Customer Report

Customer RAS_Production
Database ID 189

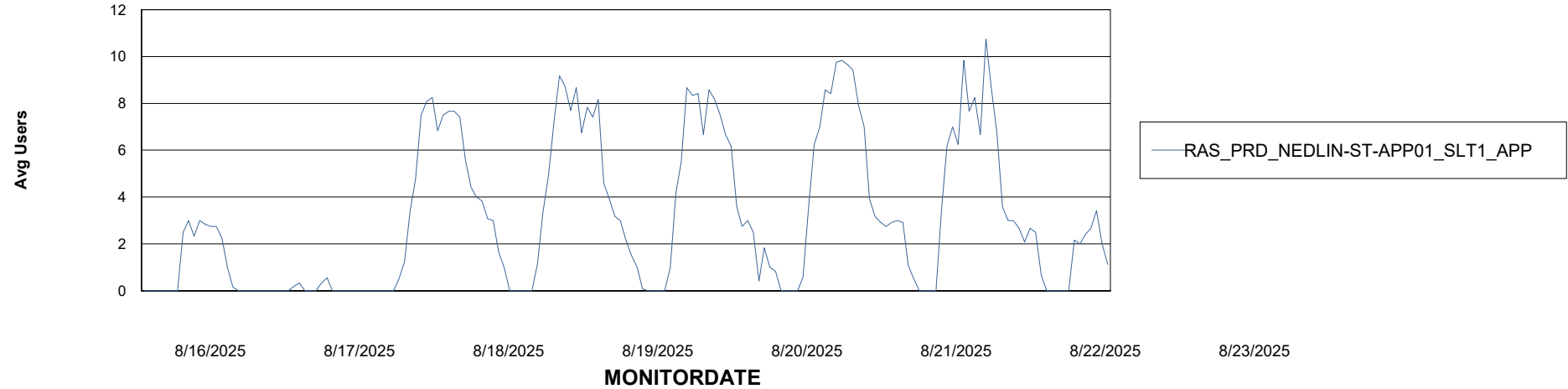


ABSSolute Application Server Services

Avg memory used per ABS Server Service



Avg users per day per ABS server



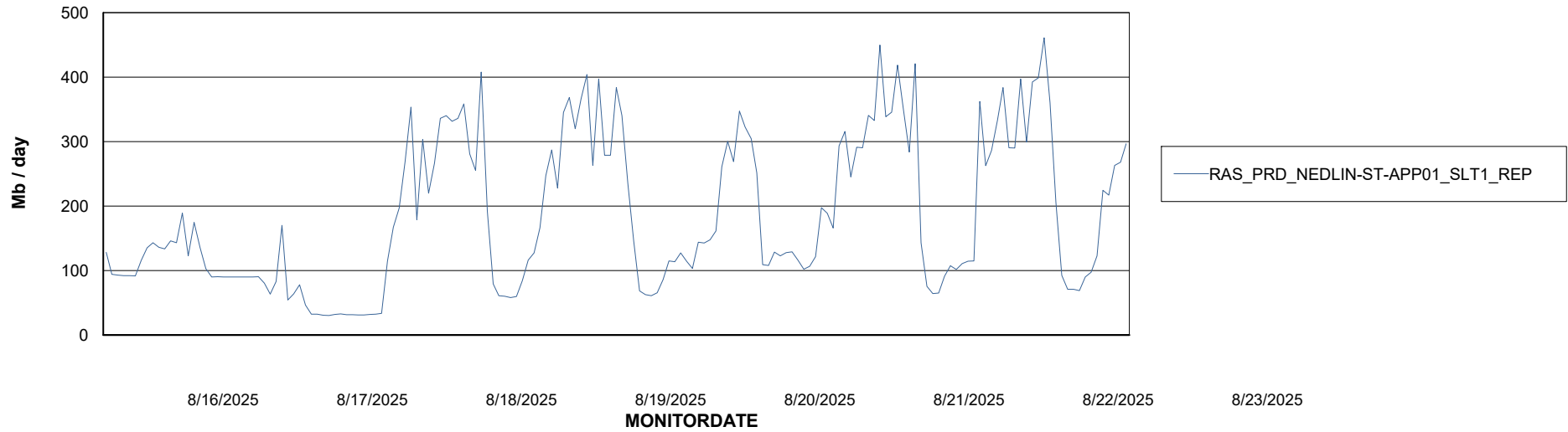
Weekly SLA Customer Report

Customer RAS_Production
Database ID 189



ABSSolute Application ReportServer Services

Avg memory used per ReportServer Service



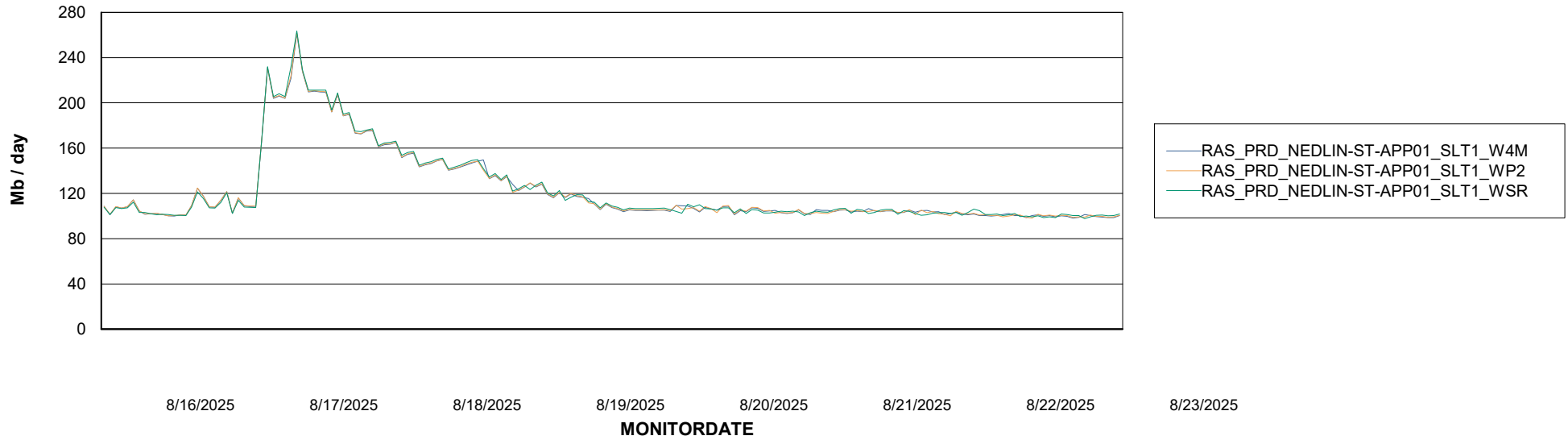
Weekly SLA Customer Report

Customer RAS_Production
Database ID 189



ABSSolute Web Component Services

Avg memory used per ABS Web component



Weekly SLA Customer Report

Customer RAS_Production
Database ID 189



Disaster per ABS component

