

# Weekly SLA Customer Report

Customer NOA\_Production (24/7)  
Database ID 116



## Harddisk Usage NOA\_PRD\_NHSBI

	Free disk space on C: (%)	Total disk space on C: (Gb)	Used disk space on C: (Gb)	Free disk space on D: (%)	Total disk space on D: (Gb)	Used disk space on D: (Gb)	Free disk space on E: (%)	Total disk space on E: (Gb)	Used disk space on E: (Gb)
8/23/2025	52	199	96	31	500	345	77	200	47
8/22/2025	52	199	96	31	500	345	78	200	43
8/21/2025	52	199	96	31	500	345	78	200	43
8/20/2025	52	199	95	31	500	345	78	200	43
8/19/2025	53	199	94	31	500	345	78	200	43
8/18/2025	53	199	94	31	500	345	78	200	43
8/17/2025	53	199	94	31	500	345	79	200	43

## Harddisk Usage NOA\_PRD\_NovoABS01

	Free disk space on C: (%)	Total disk space on C: (Gb)	Used disk space on C: (Gb)	Free disk space on F: (%)	Total disk space on F: (Gb)	Used disk space on F: (Gb)	Free disk space on G: (%)	Total disk space on G: (Gb)	Used disk space on G: (Gb)
8/23/2025	28	100	71	28	1,100	795	76	400	96
8/22/2025	29	100	71	28	1,100	790	76	400	96
8/21/2025	29	100	71	28	1,100	790	76	400	96
8/20/2025	29	100	71	28	1,100	790	75	400	98
8/19/2025	29	100	71	28	1,100	787	76	400	97
8/18/2025	29	100	71	29	1,100	782	75	400	99
8/17/2025	29	100	71	29	1,100	782	75	400	99

# Weekly SLA Customer Report

Customer NOA\_Production (24/7)  
 Database ID 116



Harddisk Usage NOA\_PRD\_NovoABS03

	Free disk space on C: (%)	Total disk space on C: (Gb)	Used disk space on C: (Gb)	Free disk space on F: (%)	Total disk space on F: (Gb)	Used disk space on F: (Gb)	Free disk space on G: (%)	Total disk space on G: (Gb)	Used disk space on G: (Gb)
8/23/2025	66	279	94	23	838	646	90	559	56
8/22/2025	67	279	93	23	838	646	90	559	56
8/21/2025	67	279	93	23	838	646	90	559	57
8/20/2025	67	279	93	23	838	646	90	559	58
8/19/2025	67	279	93	23	838	643	90	559	57
8/18/2025	67	279	93	24	838	639	89	559	59
8/17/2025	67	279	93	24	838	639	90	559	59

Harddisk Usage NOA\_PRD\_NovoApps01

	Free disk space on C: (%)	Total disk space on C: (Gb)	Used disk space on C: (Gb)
8/23/2025	44	100	56
8/22/2025	44	100	56
8/21/2025	44	100	56
8/20/2025	44	100	56
8/19/2025	44	100	56
8/18/2025	44	100	55
8/17/2025	44	100	55

# Weekly SLA Customer Report

Customer NOA\_Production (24/7)  
Database ID 116



## Harddisk Usage NOA\_PRD\_NovoApps02

	Free disk space on C: (%)	Total disk space on C: (Gb)	Used disk space on C: (Gb)
8/23/2025	59	100	41
8/22/2025	60	100	40
8/21/2025	59	100	40
8/20/2025	59	100	40
8/19/2025	60	100	40
8/18/2025	60	100	40
8/17/2025	60	100	40

## Harddisk Usage NOA\_PRD\_NovoLink

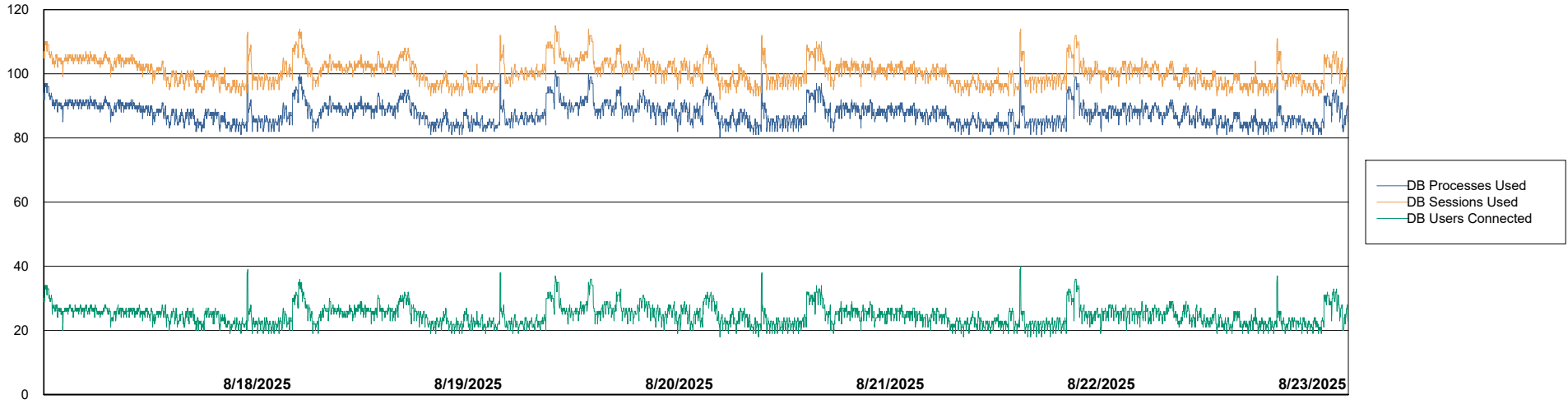
	Free disk space on C: (%)	Total disk space on C: (Gb)	Used disk space on C: (Gb)
8/23/2025	63	100	37
8/22/2025	63	100	36
8/21/2025	63	100	37
8/20/2025	63	100	37
8/19/2025	63	100	36
8/18/2025	63	100	36
8/17/2025	63	100	36

# Weekly SLA Customer Report

Customer NOA\_Production (24/7)  
Database ID 116



## Database Performance NOA\_PRD\_NHSBI\_ABS1

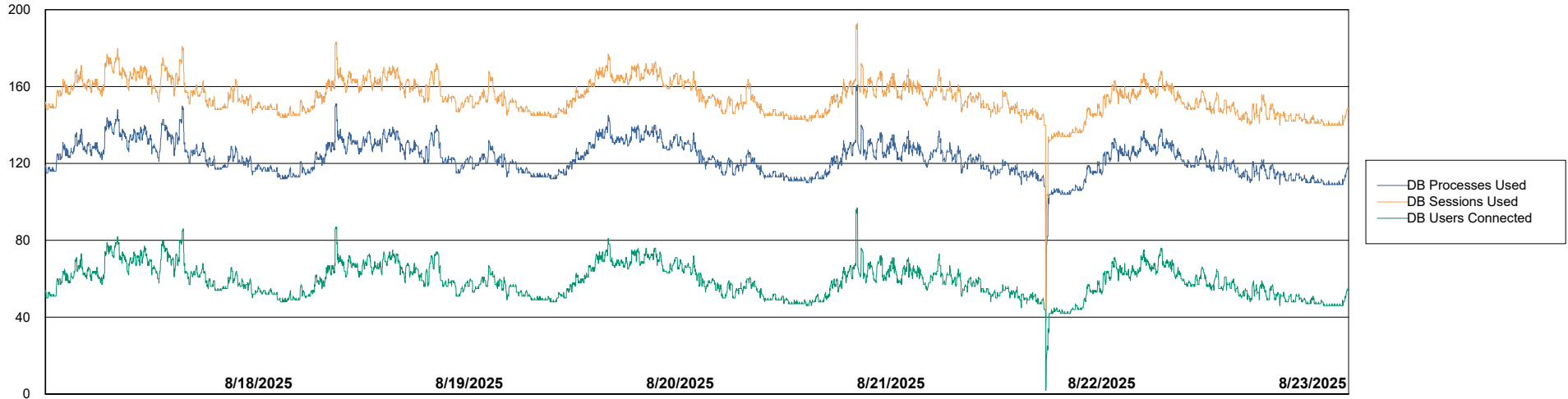


# Weekly SLA Customer Report

Customer NOA\_Production (24/7)  
Database ID 116



Database Performance NOA\_PRD\_NovoABS01\_ABS1



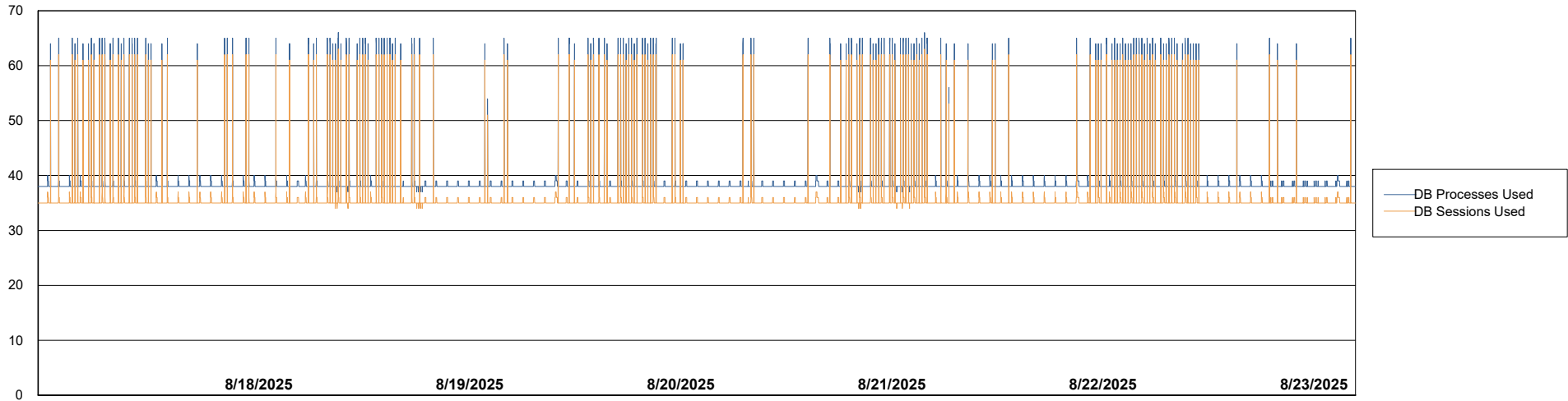
# Weekly SLA Customer Report

Customer NOA\_Production (24/7)  
Database ID 116



Database Performance NOA\_PRD\_NovoABS03\_HSBABS1

DB Processes Max 300



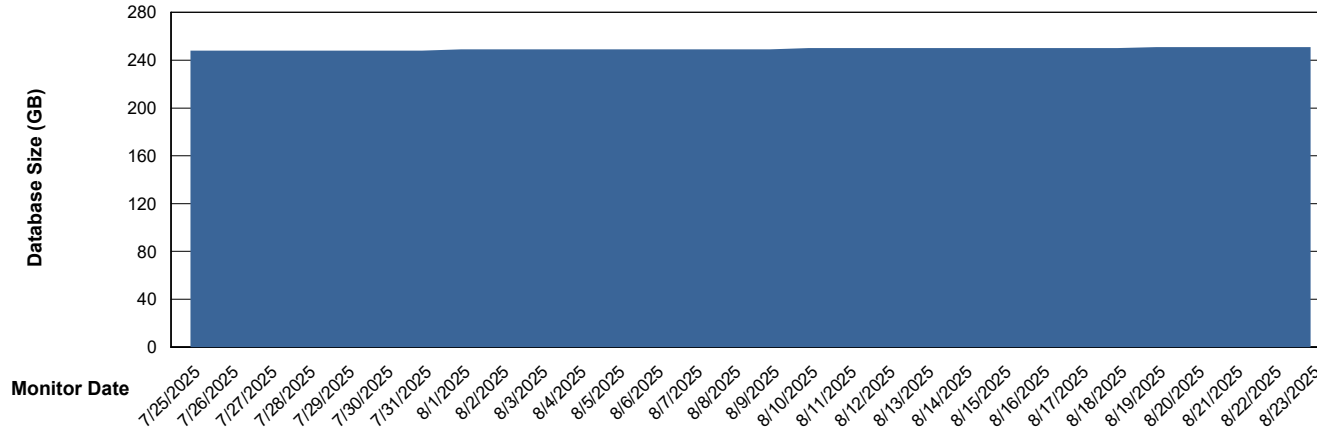
# Weekly SLA Customer Report

Customer NOA\_Production (24/7)  
Database ID 116



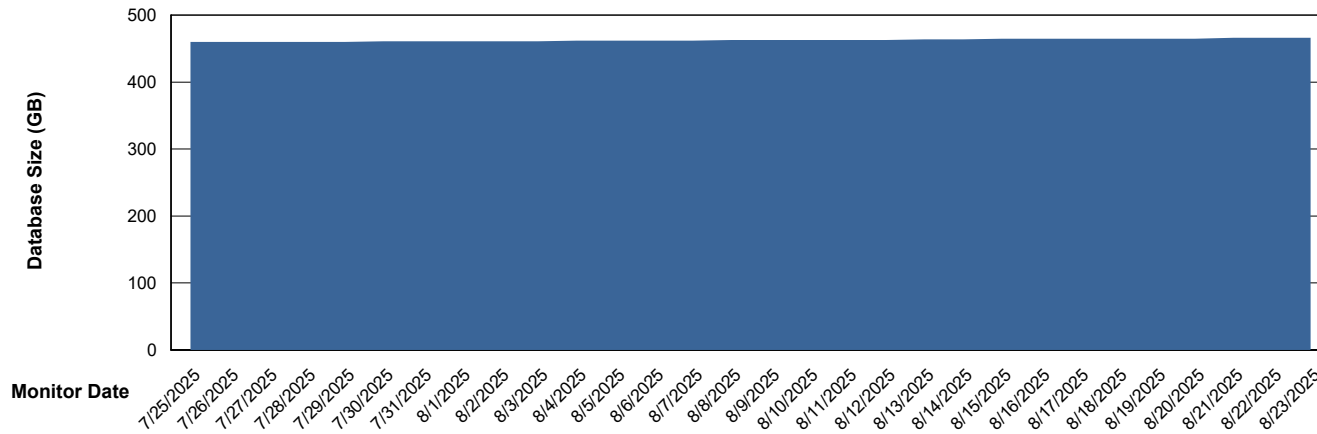
DATABASE SIZE NOA\_PRD\_NHSBI\_ABS1

### Database growth over last month



DATABASE SIZE NOA\_PRD\_NovoABS01\_ABS1

### Database growth over last month



# Weekly SLA Customer Report

Customer NOA\_Production (24/7)  
Database ID 116



Database Tablespace NOA\_PRD\_NHSBI\_ABS1

Date	Tablespace Name	Filesize (Gb)	Usedsize (Gb)	Percentage free
8/23/2025	ABSDATA	158	127	20
	INDX	148	117	21
8/22/2025	ABSDATA	158	127	20
	INDX	148	117	21
8/21/2025	ABSDATA	158	127	20
	INDX	148	117	21
8/20/2025	ABSDATA	158	127	20
	INDX	148	117	21
8/19/2025	ABSDATA	158	126	20
	INDX	148	117	21
8/18/2025	ABSDATA	158	126	20
	INDX	148	117	21
8/17/2025	ABSDATA	158	126	20
	INDX	148	117	21

# Weekly SLA Customer Report

Customer NOA\_Production (24/7)  
 Database ID 116



Database Tablespace NOA\_PRD\_NovoABS01\_ABS1

Date	Tablespace Name	Filesize (Gb)	Usedsize (Gb)	Percentage free
8/23/2025	ABSDATA	195	162	17
	INDX	352	290	17
8/22/2025	ABSDATA	195	162	17
	INDX	352	290	17
8/21/2025	ABSDATA	195	162	17
	INDX	352	290	18
8/20/2025	ABSDATA	195	162	17
	INDX	352	290	18
8/19/2025	ABSDATA	195	162	17
	INDX	352	290	18
8/18/2025	ABSDATA	195	162	17
	INDX	345	290	16
8/17/2025	ABSDATA	195	162	17
	INDX	345	290	16

BI last ETL error for NOA\_PRD\_NHSBI\_ABS1

Mon, 18-08-2025	None
Wed, 20-08-2025	None
Sat, 23-08-2025	None
Sun, 17-08-2025	None
Fri, 22-08-2025	None
Thu, 21-08-2025	None
Tue, 19-08-2025	None

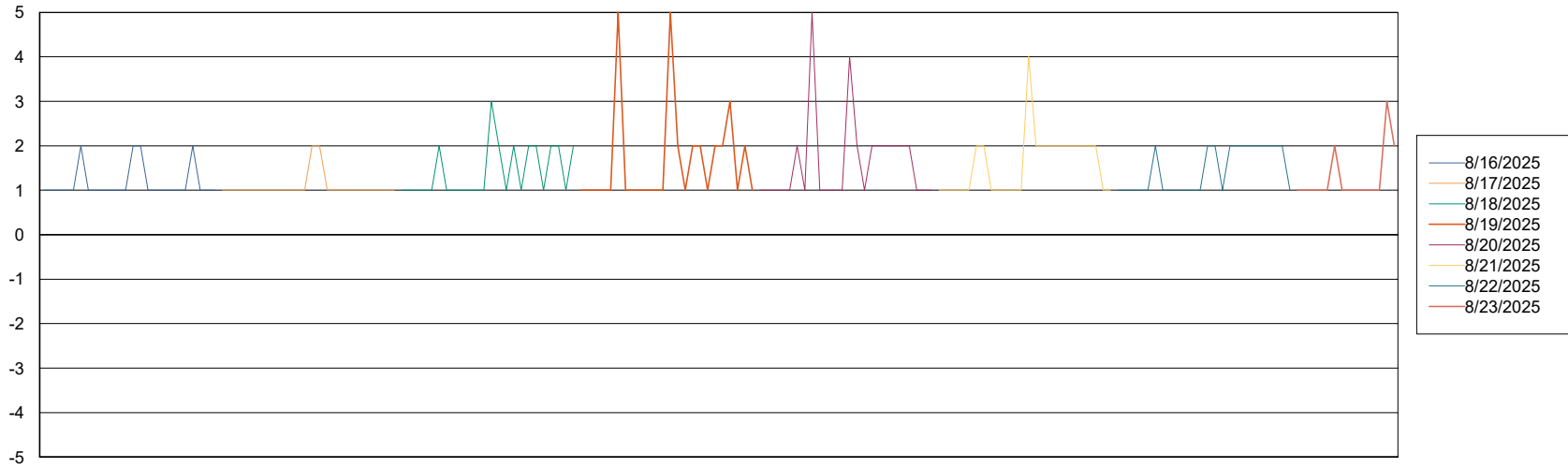
# Weekly SLA Customer Report

Customer NOA\_Production (24/7)  
Database ID 116



Standby Database Health NOA\_Production (24/7)

### Recovery lag for last 7 days



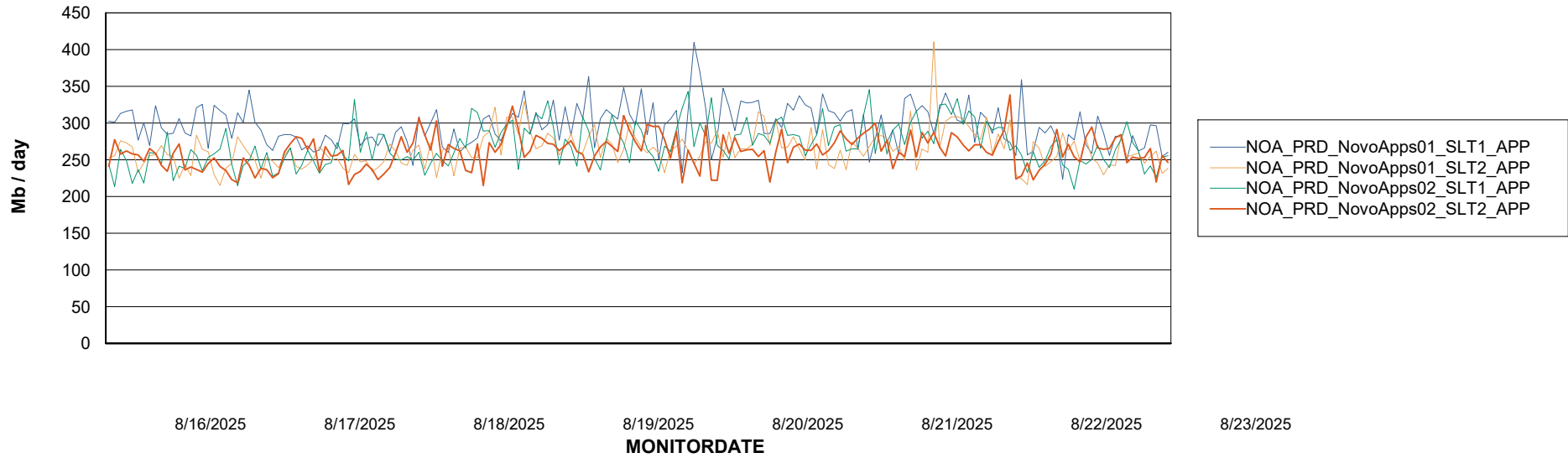
# Weekly SLA Customer Report

Customer NOA\_Production (24/7)  
Database ID 116

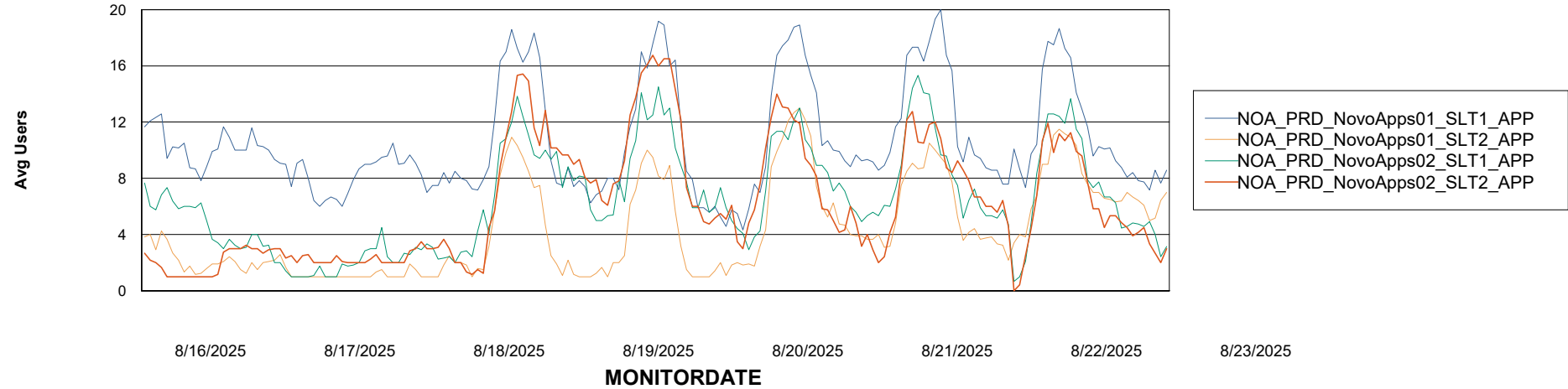


## ABSSolute Application Server Services

### Avg memory used per ABS Server Service



### Avg users per day per ABS server



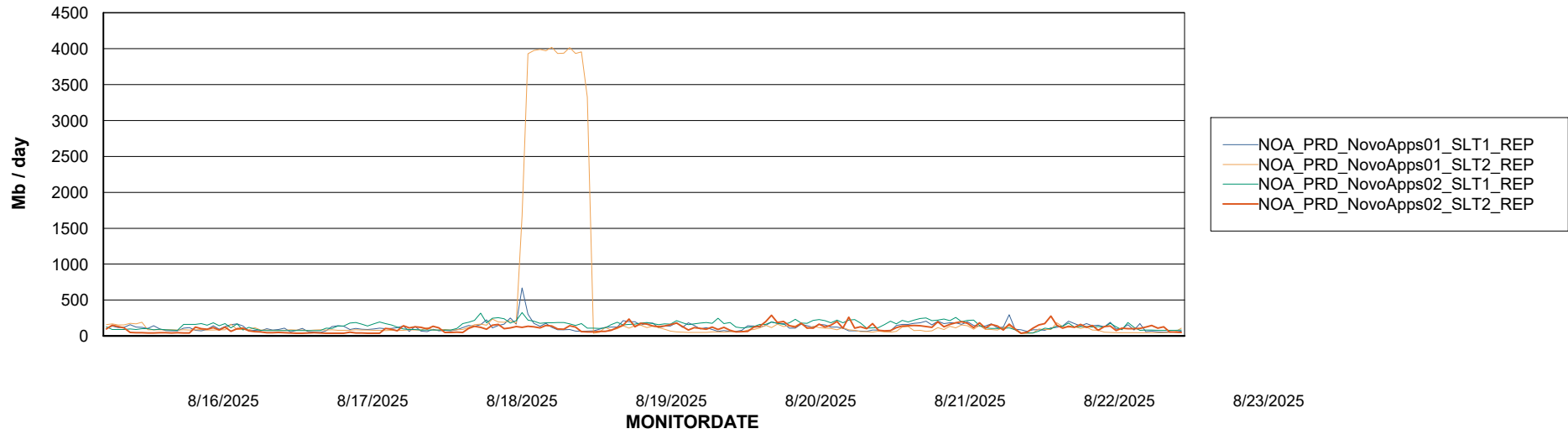
# Weekly SLA Customer Report

Customer NOA\_Production (24/7)  
Database ID 116



## ABSSolute Application ReportServer Services

### Avg memory used per ReportServer Service





# Weekly SLA Customer Report

Customer NOA\_Production (24/7)  
Database ID 116



### Disaster per ABS component

