

Weekly SLA Customer Report

Customer SPI_Production
Database ID 49



Harddisk Usage SPI_PRD_SRV2016-SW1

	Free disk space on C: (%)	Total disk space on C: (Gb)	Used disk space on C: (Gb)	Free disk space on D: (%)	Total disk space on D: (Gb)	Used disk space on D: (Gb)
8/16/2025	39	79	48	55	100	45
8/15/2025	39	79	49	55	100	45
8/14/2025	39	79	48	55	100	45
8/13/2025	39	79	49	55	100	45
8/12/2025	39	79	48	55	100	45
8/11/2025	39	79	48	55	100	45
8/10/2025	39	79	48	55	100	45

Harddisk Usage SPI_PRD_SRV2016-SW2

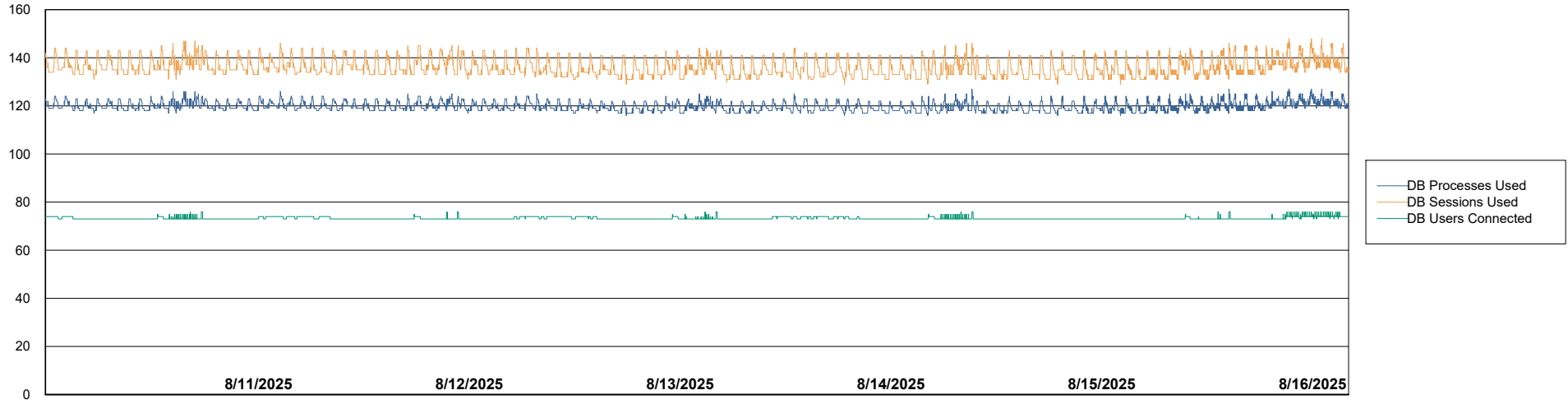
	Free disk space on C: (%)	Total disk space on C: (Gb)	Used disk space on C: (Gb)	Free disk space on D: (%)	Total disk space on D: (Gb)	Used disk space on D: (Gb)
8/16/2025	31	79	55	59	150	62
8/15/2025	30	79	56	59	150	62
8/14/2025	30	79	56	59	150	62
8/13/2025	31	79	55	59	150	62
8/12/2025	34	79	52	59	150	62
8/11/2025	34	79	52	59	150	62
8/10/2025	34	79	52	59	150	62

Weekly SLA Customer Report

Customer SPI_Production
Database ID 49



Database Performance SPI_PRD_SRV2016-SW1_ABS1



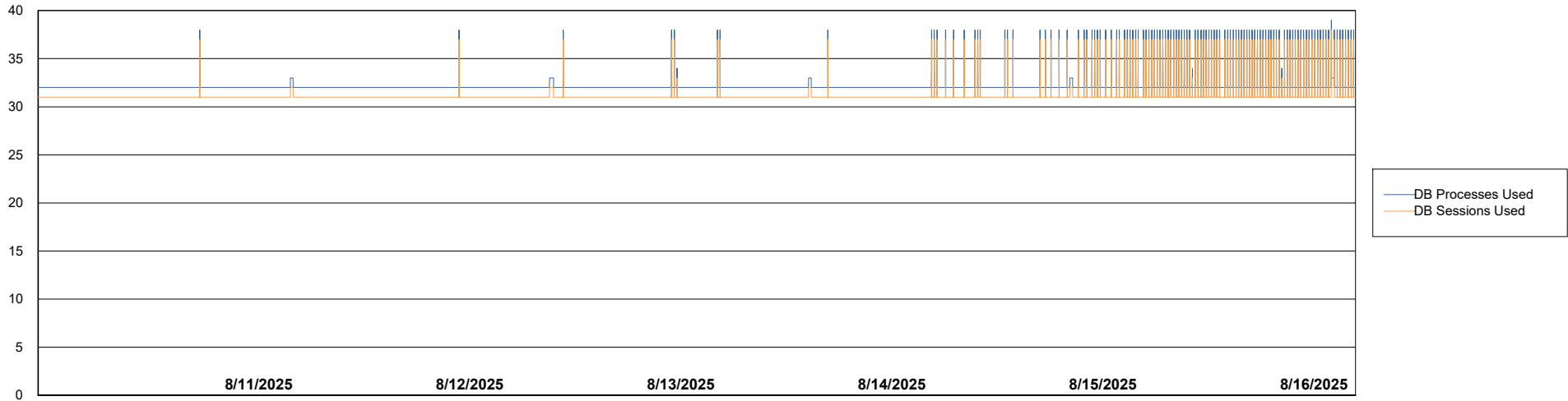
Weekly SLA Customer Report

Customer SPI_Production
Database ID 49



Database Performance SPI_PRD_SRV2016-SW2_HSBABS1

DB Processes Max 500



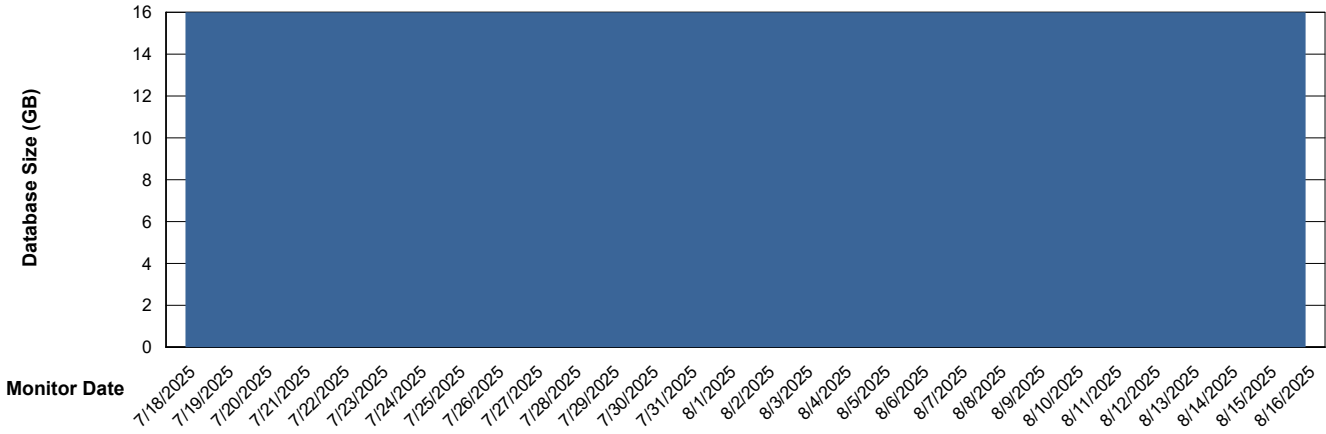
Weekly SLA Customer Report

Customer SPI_Production
 Database ID 49



DATABASE SIZE SPI_PRD_SRV2016-SW1_ABS1

Database growth over last month



Database Tablespace SPI_PRD_SRV2016-SW1_ABS1

Date	Tablespace Name	Filesize (Gb)	Usedsize (Gb)	Percentage free
8/16/2025	ABSDATA	5	3	37
	INDX	8	5	32
8/15/2025	ABSDATA	5	3	37
	INDX	8	5	32
8/14/2025	ABSDATA	5	3	37
	INDX	8	5	32
8/13/2025	ABSDATA	5	3	37
	INDX	8	5	32
8/12/2025	ABSDATA	5	3	37
	INDX	8	5	32
8/11/2025	ABSDATA	5	3	37
	INDX	8	5	32
8/10/2025	ABSDATA	5	3	37
	INDX	8	5	32

Weekly SLA Customer Report

Customer SPI_Production
Database ID 49



Standby Database Health SPI_Production

Recovery lag for last 7 days

