

Weekly SLA Customer Report

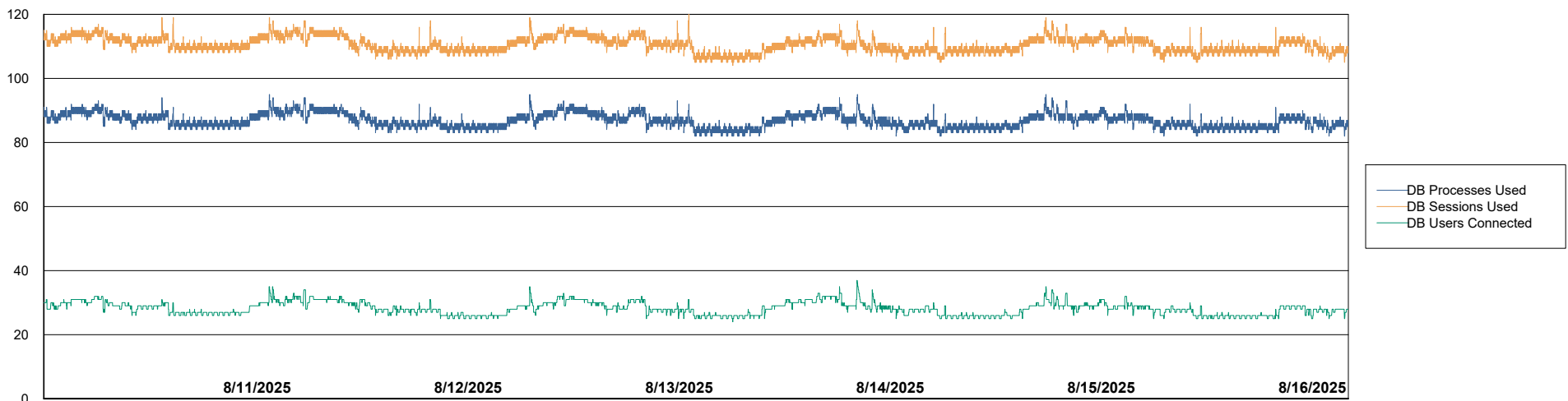
Customer RAS_Production
 Database ID 189



Harddisk Usage RAS_PRD_NEDLIN-ST-APP01

	Free disk space on C: (%)	Total disk space on C: (Gb)	Used disk space on C: (Gb)	Free disk space on D: (%)	Total disk space on D: (Gb)	Used disk space on D: (Gb)	Free disk space on E: (%)	Total disk space on E: (Gb)	Used disk space on E: (Gb)
8/16/2025	46	249	135	21	310	245	72	100	28
8/15/2025	46	249	136	21	310	245	69	100	31
8/14/2025	46	249	134	21	310	245	69	100	31
8/13/2025	46	249	134	21	310	245	70	100	30
8/12/2025	47	249	133	21	310	245	70	100	30
8/11/2025	47	249	132	21	310	245	76	100	24
8/10/2025	47	249	132	21	310	245	76	100	24

Database Performance RAS_PRD_NEDLIN-ST-APP01_ABS1



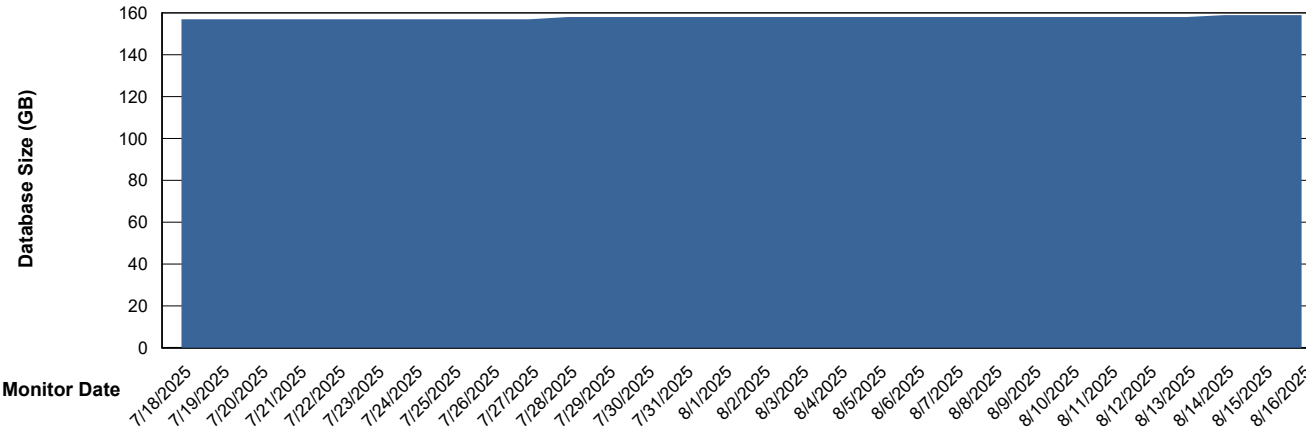
Weekly SLA Customer Report

Customer RAS_Production
 Database ID 189



DATABASE SIZE RAS_PRD_NEDLIN-ST-APP01_ABS1

Database growth over last month



Database Tablespace RAS_PRD_NEDLIN-ST-APP01_ABS1

Date	Tablespace Name	Filesize (Gb)	Usedsize (Gb)	Percentage free
8/16/2025	ABSDATA	60	40	33
	INDX	128	103	20
8/15/2025	ABSDATA	60	40	33
	INDX	128	103	20
8/14/2025	ABSDATA	60	40	33
	INDX	128	103	20
8/13/2025	ABSDATA	60	40	33
	INDX	128	103	20
8/12/2025	ABSDATA	60	40	33
	INDX	128	103	20
8/11/2025	ABSDATA	60	40	33
	INDX	128	103	20
8/10/2025	ABSDATA	60	40	33
	INDX	128	102	20

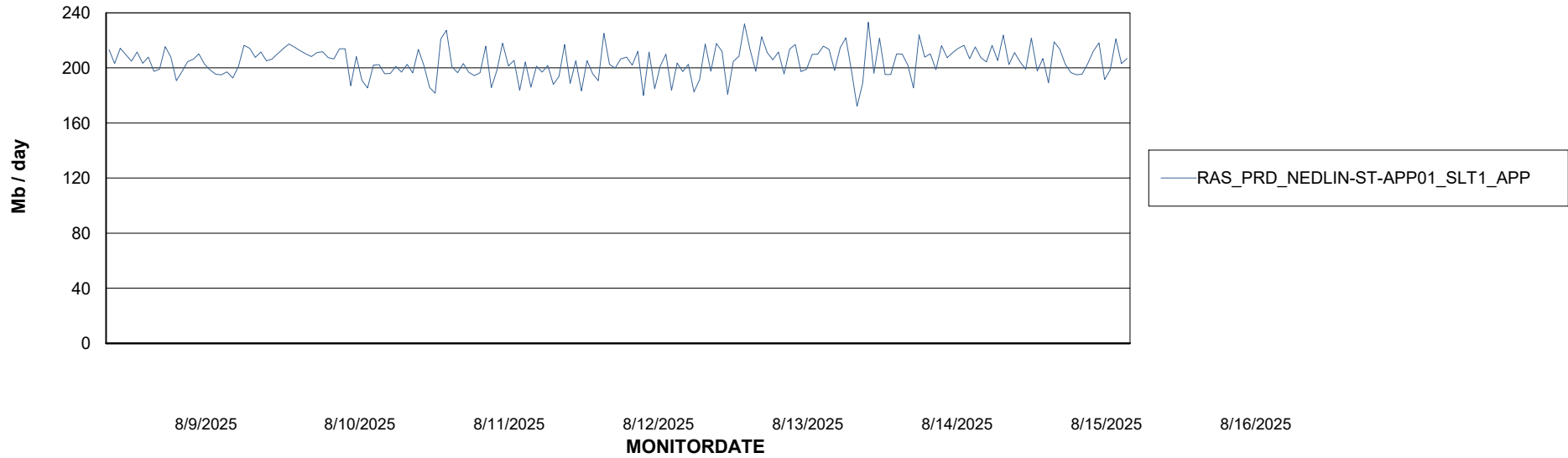
Weekly SLA Customer Report

Customer RAS_Production
Database ID 189

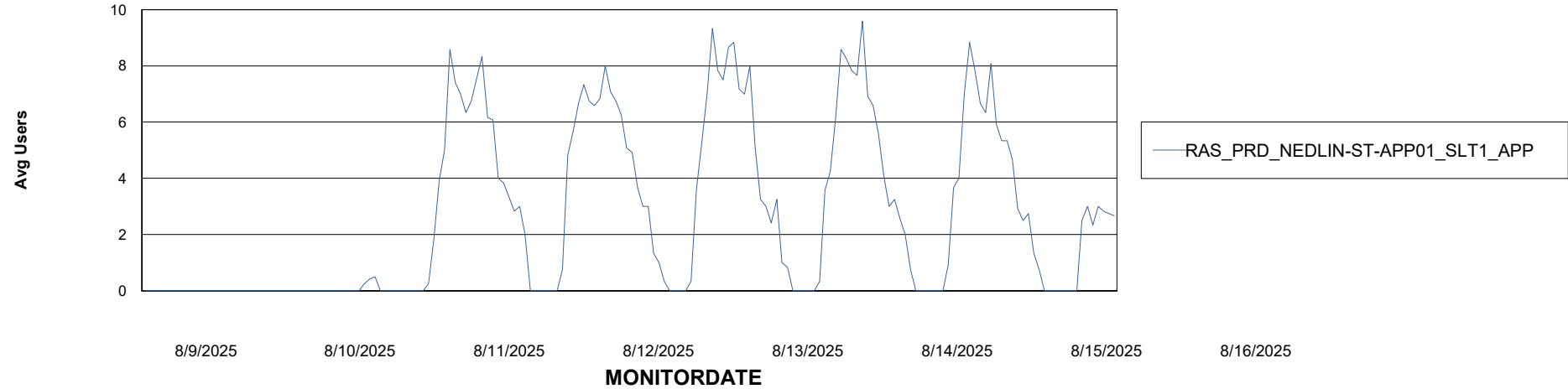


ABSSolute Application Server Services

Avg memory used per ABS Server Service



Avg users per day per ABS server



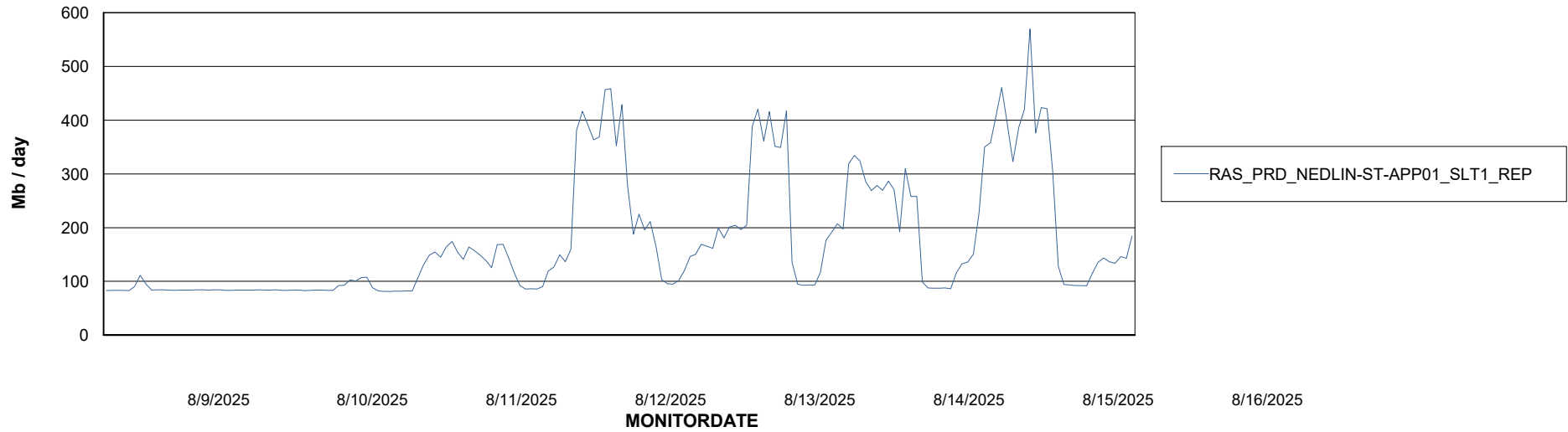
Weekly SLA Customer Report

Customer RAS_Production
Database ID 189



ABSSolute Application ReportServer Services

Avg memory used per ReportServer Service



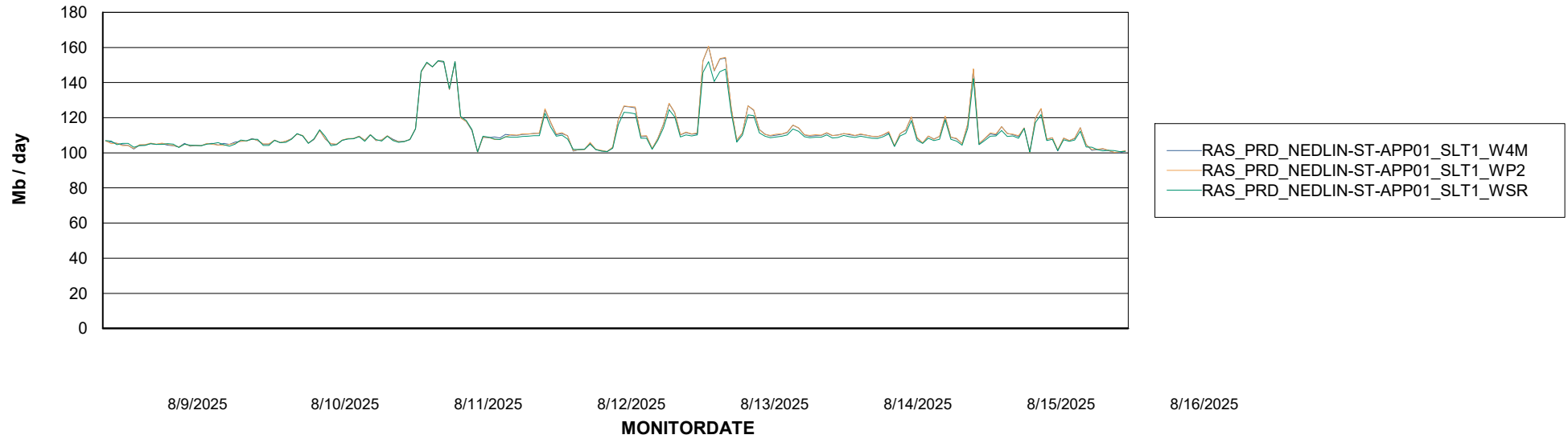
Weekly SLA Customer Report

Customer RAS_Production
Database ID 189



ABSSolute Web Component Services

Avg memory used per ABS Web component



Weekly SLA Customer Report

Customer RAS_Production
Database ID 189



Disaster per ABS component

