

Weekly SLA Customer Report

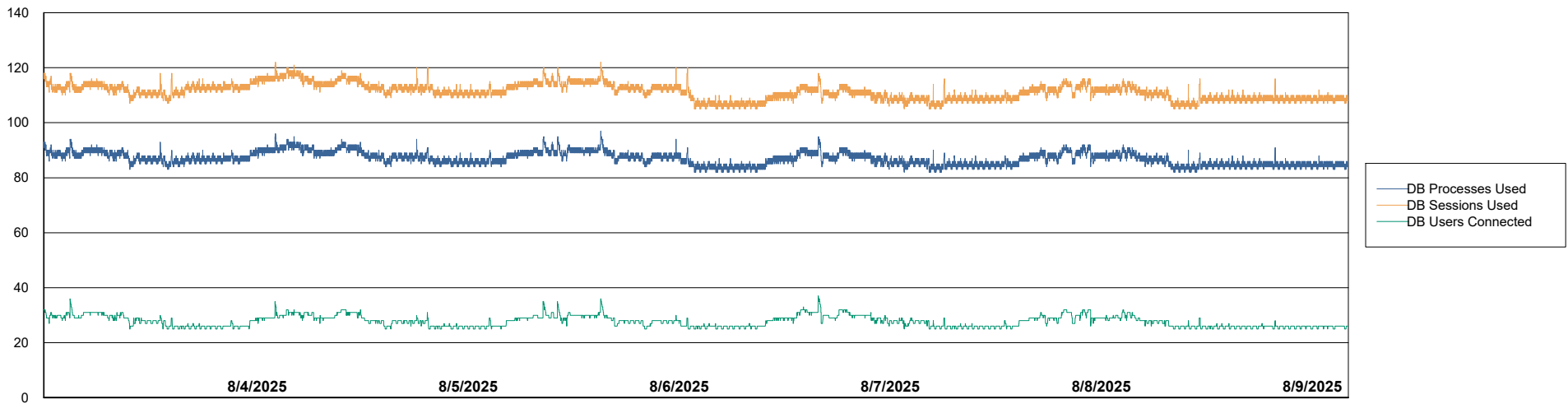
Customer RAS_Production
 Database ID 189



Harddisk Usage RAS_PRD_NEDLIN-ST-APP01

	Free disk space on C: (%)	Total disk space on C: (Gb)	Used disk space on C: (Gb)	Free disk space on D: (%)	Total disk space on D: (Gb)	Used disk space on D: (Gb)	Free disk space on E: (%)	Total disk space on E: (Gb)	Used disk space on E: (Gb)
8/9/2025	47	249	131	21	310	245	80	100	20
8/8/2025	48	249	131	21	310	245	81	100	19
8/7/2025	43	249	142	21	310	245	79	100	20
8/6/2025	38	249	156	21	310	245	78	100	22
8/5/2025	38	249	155	21	310	245	78	100	22
8/4/2025	39	249	152	21	310	245	78	100	22
8/3/2025	39	249	151	21	310	245	78	100	22

Database Performance RAS_PRD_NEDLIN-ST-APP01_ABS1



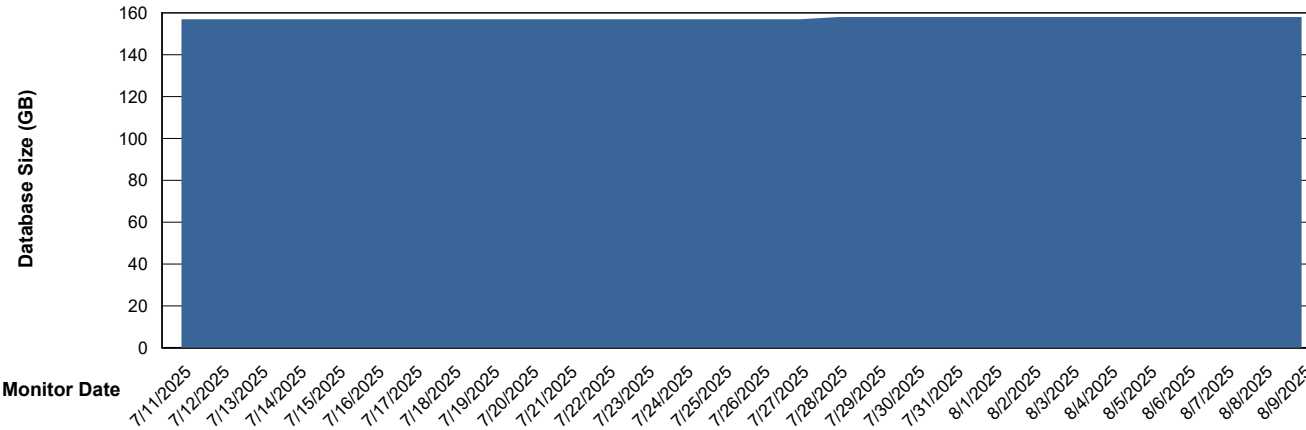
Weekly SLA Customer Report

Customer RAS_Production
 Database ID 189



DATABASE SIZE RAS_PRD_NEDLIN-ST-APP01_ABS1

Database growth over last month



Database Tablespace RAS_PRD_NEDLIN-ST-APP01_ABS1

Date	Tablespace Name	Filesize (Gb)	Usedsize (Gb)	Percentage free
8/9/2025	ABSDATA	60	40	33
	INDX	128	102	20
8/8/2025	ABSDATA	60	40	33
	INDX	128	102	20
8/7/2025	ABSDATA	60	40	33
	INDX	128	102	20
8/6/2025	ABSDATA	60	40	33
	INDX	128	102	20
8/5/2025	ABSDATA	60	40	33
	INDX	128	102	20
8/4/2025	ABSDATA	60	40	33
	INDX	128	102	20
8/3/2025	ABSDATA	60	40	33
	INDX	128	102	20

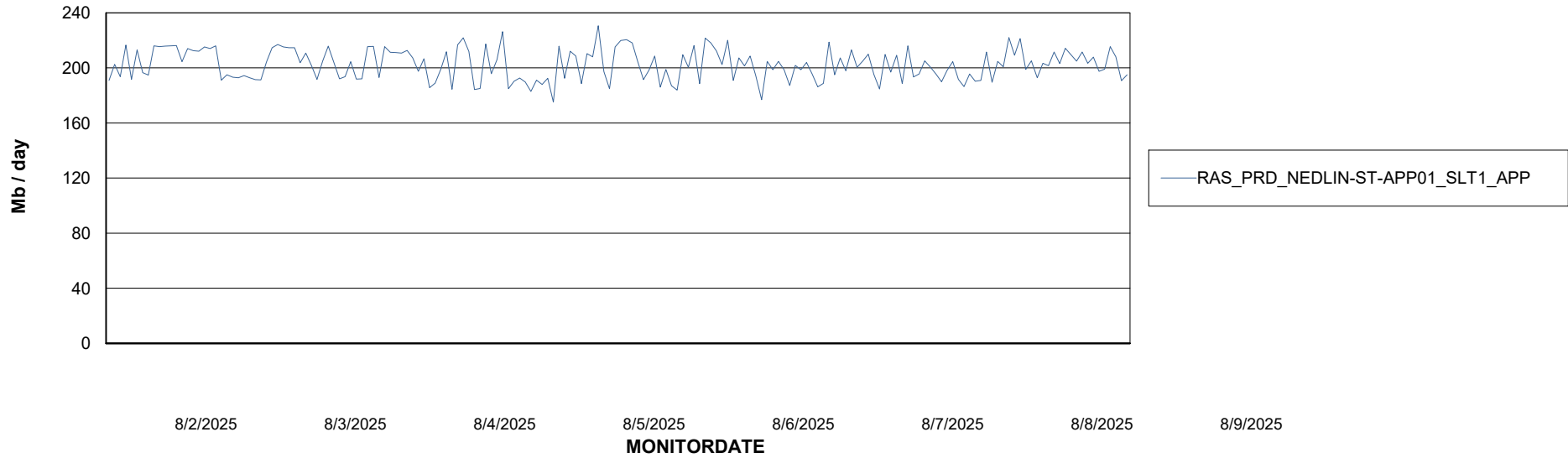
Weekly SLA Customer Report

Customer RAS_Production
Database ID 189

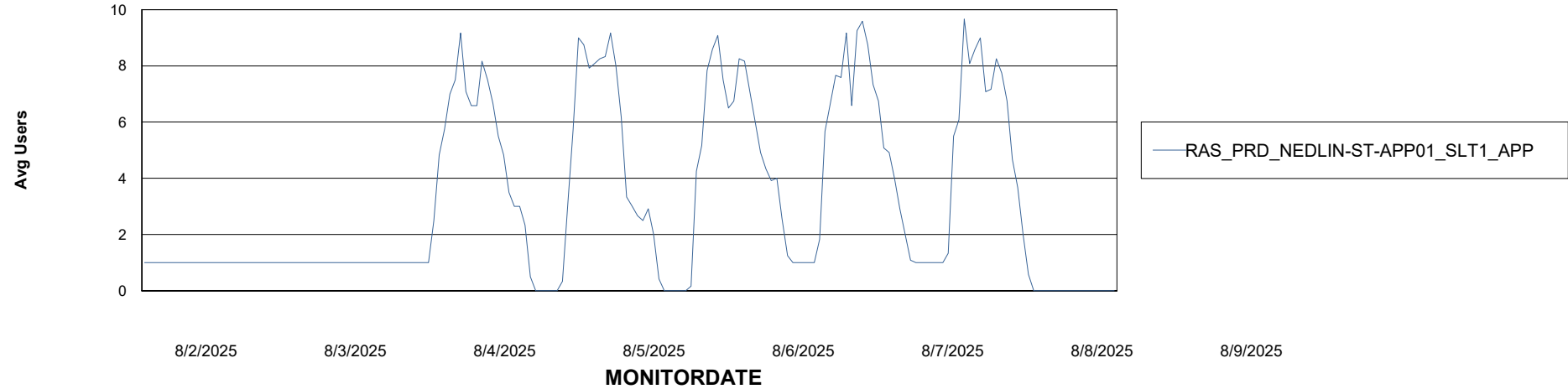


ABSSolute Application Server Services

Avg memory used per ABS Server Service



Avg users per day per ABS server



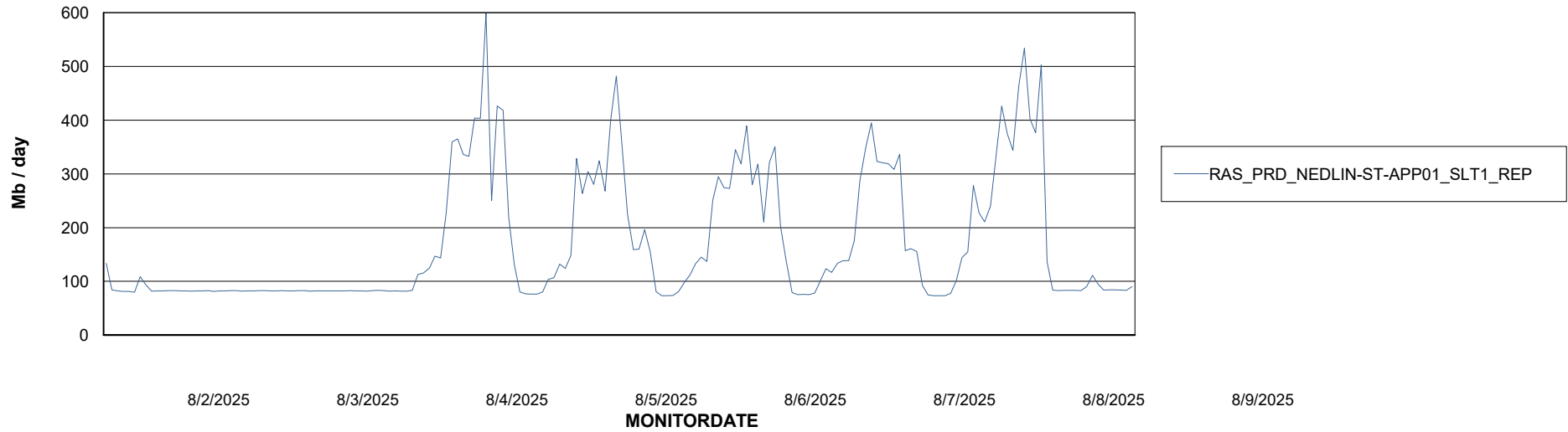
Weekly SLA Customer Report

Customer RAS_Production
Database ID 189



ABSSolute Application ReportServer Services

Avg memory used per ReportServer Service



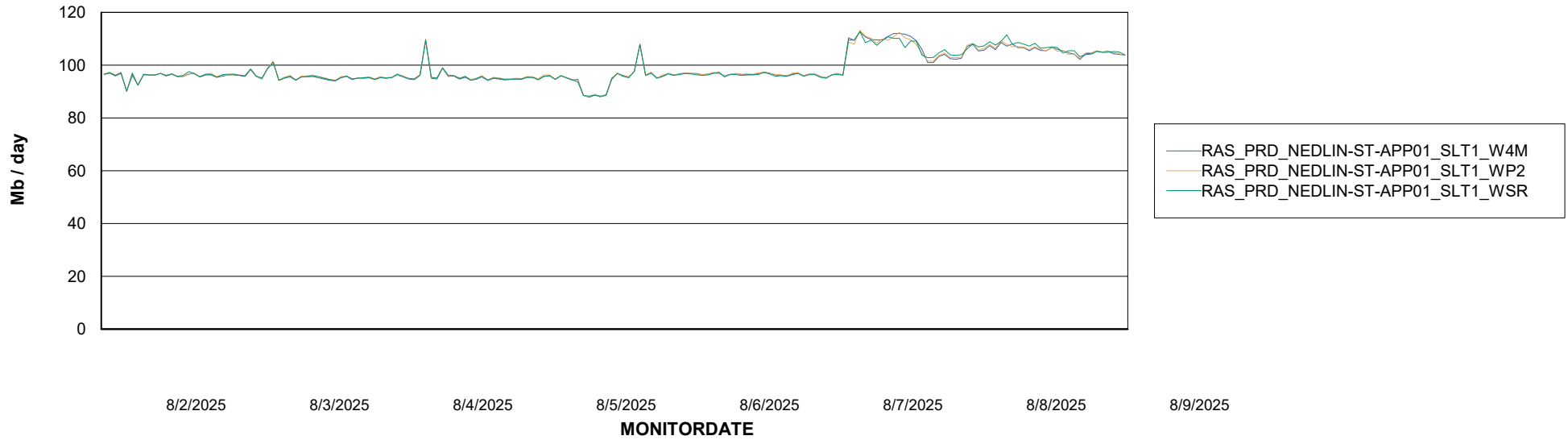
Weekly SLA Customer Report

Customer RAS_Production
Database ID 189



ABSSolute Web Component Services

Avg memory used per ABS Web component



Weekly SLA Customer Report

Customer RAS_Production
Database ID 189



Disaster per ABS component

