

Weekly SLA Customer Report

Customer SPI_Production
Database ID 49



Harddisk Usage SPI_PRD_SRV2016-SW1

	Free disk space on C: (%)	Total disk space on C: (Gb)	Used disk space on C: (Gb)	Free disk space on D: (%)	Total disk space on D: (Gb)	Used disk space on D: (Gb)
8/2/2025	39	79	48	55	100	45
8/1/2025	39	79	48	55	100	45
7/31/2025	39	79	48	55	100	45
7/30/2025	39	79	48	55	100	45
7/29/2025	39	79	48	55	100	45
7/28/2025	39	79	48	55	100	45
7/27/2025	39	79	48	55	100	45

Harddisk Usage SPI_PRD_SRV2016-SW2

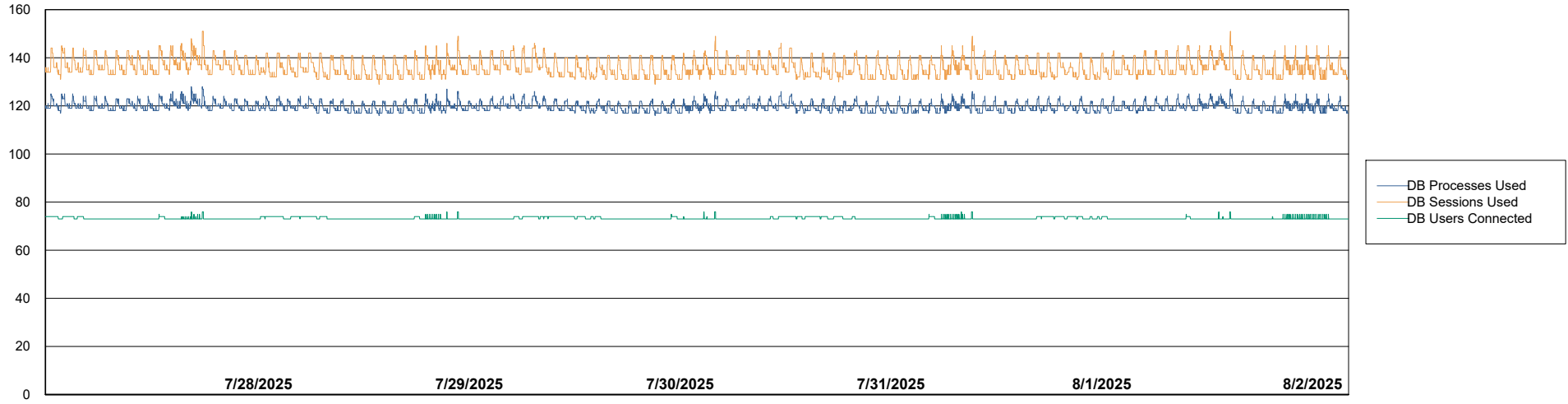
	Free disk space on C: (%)	Total disk space on C: (Gb)	Used disk space on C: (Gb)	Free disk space on D: (%)	Total disk space on D: (Gb)	Used disk space on D: (Gb)
8/2/2025	32	79	54	59	150	62
8/1/2025	32	79	54	59	150	62
7/31/2025	32	79	54	59	150	62
7/30/2025	32	79	54	59	150	62
7/29/2025	33	79	54	59	150	62
7/28/2025	33	79	54	59	150	62
7/27/2025	33	79	54	59	150	62

Weekly SLA Customer Report

Customer SPI_Production
Database ID 49



Database Performance SPI_PRD_SRV2016-SW1_ABS1



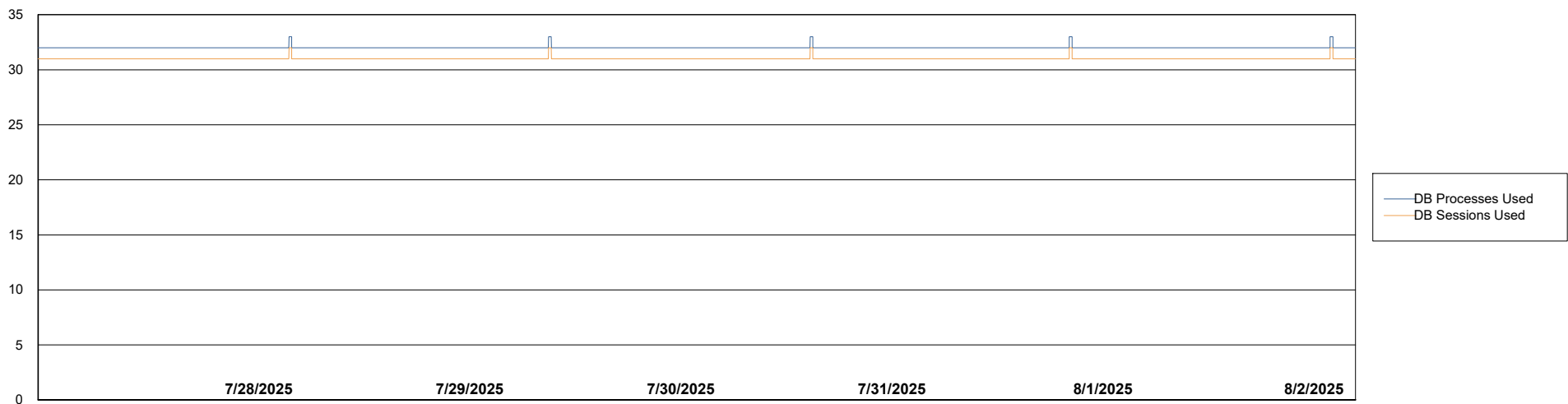
Weekly SLA Customer Report

Customer SPI_Production
Database ID 49



Database Performance SPI_PRD_SRV2016-SW2_HSBABS1

DB Processes Max 500



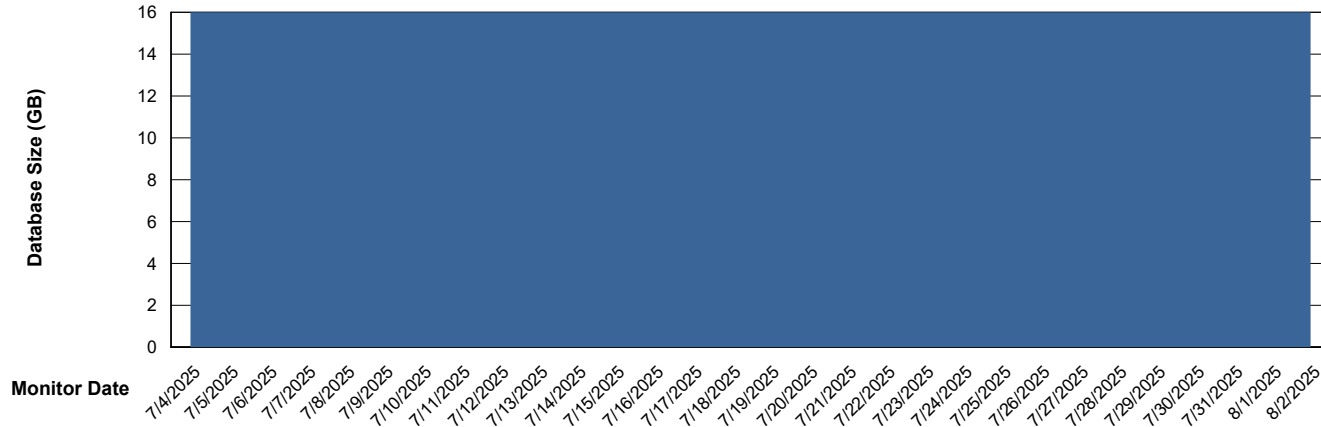
Weekly SLA Customer Report

Customer SPI_Production
 Database ID 49



DATABASE SIZE SPI_PRD_SRV2016-SW1_ABS1

Database growth over last month



Database Tablespace SPI_PRD_SRV2016-SW1_ABS1

Date	Tablespace Name	Filesize (Gb)	Usedsize (Gb)	Percentage free
8/2/2025	ABSDATA	5	3	37
	INDX	8	5	32
8/1/2025	ABSDATA	5	3	37
	INDX	8	5	32
7/31/2025	ABSDATA	5	3	37
	INDX	8	5	32
7/30/2025	ABSDATA	5	3	37
	INDX	8	5	32
7/29/2025	ABSDATA	5	3	37
	INDX	8	5	32
7/28/2025	ABSDATA	5	3	37
	INDX	8	5	32
7/27/2025	ABSDATA	5	3	37
	INDX	8	5	32

Weekly SLA Customer Report

Customer SPI_Production
Database ID 49



Standby Database Health SPI_Production

Recovery lag for last 7 days

