

# Weekly SLA Customer Report

Customer NIX\_Production  
Database ID 51



## Harddisk Usage NIX\_PRD\_ABSAPP01

	Free disk space on C: (%)	Total disk space on C: (Gb)	Used disk space on C: (Gb)	Free disk space on E: (%)	Total disk space on E: (Gb)	Used disk space on E: (Gb)
8/2/2025	55	207	93	100	98	0
8/1/2025	55	207	93	100	98	0
7/31/2025	55	207	93	100	98	0
7/30/2025	55	207	92	100	98	0
7/29/2025	56	207	91	100	98	0
7/28/2025	57	207	89	100	98	0
7/27/2025	57	207	90	100	98	0

## Harddisk Usage NIX\_PRD\_ABSAPP04

	Free disk space on C: (%)	Total disk space on C: (Gb)	Used disk space on C: (Gb)
8/2/2025	29	127	90
8/1/2025	29	127	90
7/31/2025	29	127	89
7/30/2025	30	127	89
7/29/2025	30	127	89
7/28/2025	30	127	88
7/27/2025	29	127	90

# Weekly SLA Customer Report

Customer NIX\_Production  
 Database ID 51



Harddisk Usage NIX\_PRD\_ABSBI

	Free disk space on C: (%)	Total disk space on C: (Gb)	Used disk space on C: (Gb)	Free disk space on E: (%)	Total disk space on E: (Gb)	Used disk space on E: (Gb)
8/2/2025	56	179	79	24	700	529
8/1/2025	56	179	79	25	700	527
7/31/2025	56	179	79	25	700	527
7/30/2025	56	179	79	25	700	527
7/29/2025	56	179	79	25	700	527
7/28/2025	56	179	79	25	700	527
7/27/2025	56	179	79	25	700	527

Harddisk Usage NIX\_PRD\_ABSDB01

	Free disk space on C: (%)	Total disk space on C: (Gb)	Used disk space on C: (Gb)	Free disk space on D: (%)	Total disk space on D: (Gb)	Used disk space on D: (Gb)	Free disk space on E: (%)	Total disk space on E: (Gb)	Used disk space on E: (Gb)	Free disk space on F: (%)
8/2/2025	85	554	83	20	586	468	35	605	391	81
8/1/2025	85	554	83	20	586	468	36	605	387	81
7/31/2025	85	554	82	20	586	468	36	605	385	81
7/30/2025	85	554	82	20	586	468	36	605	385	81
7/29/2025	84	554	89	20	586	468	36	605	385	81
7/28/2025	85	554	82	20	586	468	36	605	386	81
7/27/2025	85	554	83	20	586	468	36	605	388	81

# Weekly SLA Customer Report

Customer NIX\_Production  
 Database ID 51



Harddisk Usage NIX\_PRD\_ABSDB02

	Free disk space on C: (%)	Total disk space on C: (Gb)	Used disk space on C: (Gb)	Free disk space on D: (%)	Total disk space on D: (Gb)	Used disk space on D: (Gb)	Free disk space on E: (%)	Total disk space on E: (Gb)	Used disk space on E: (Gb)	Free disk space on F: (%)
8/2/2025	85	574	87	14	488	421	43	684	392	100
8/1/2025	85	574	86	14	488	421	43	684	387	100
7/31/2025	84	574	92	14	488	421	43	684	387	98
7/30/2025	85	574	86	14	488	421	44	684	385	100
7/29/2025	85	574	86	14	488	421	44	684	385	100
7/28/2025	85	574	85	14	488	421	44	684	385	100
7/27/2025	85	574	86	14	488	421	43	684	388	100

Harddisk Usage NIX\_PRD\_ABSWEB02

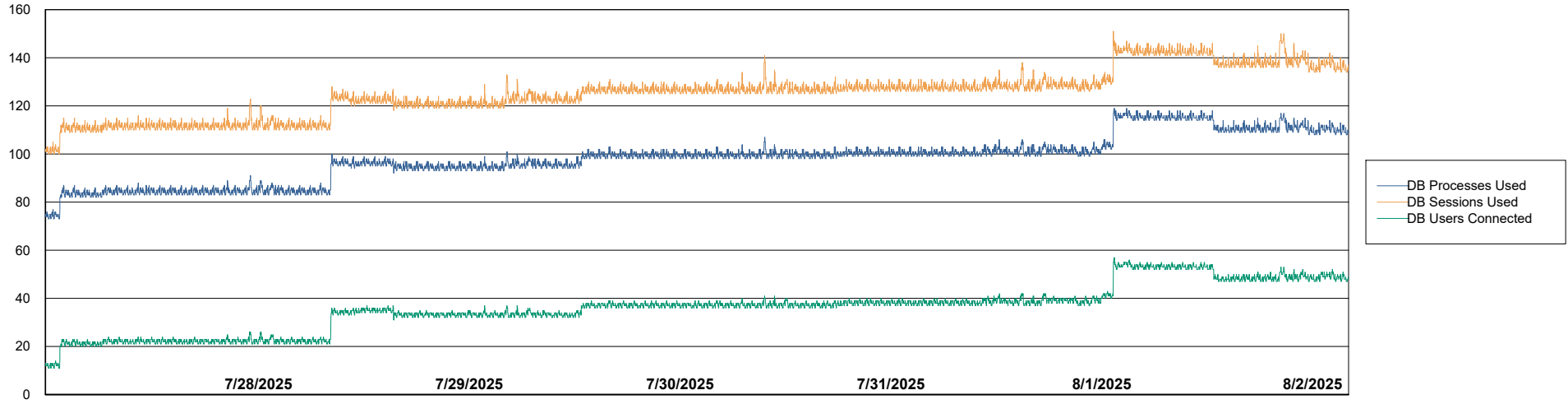
	Free disk space on C: (%)	Total disk space on C: (Gb)	Used disk space on C: (Gb)
8/2/2025	79	300	63
8/1/2025	79	300	63
7/31/2025	79	300	63
7/30/2025	79	300	63
7/29/2025	79	300	63
7/28/2025	79	300	63
7/27/2025	79	300	63

# Weekly SLA Customer Report

Customer NIX\_Production  
Database ID 51



## Database Performance NIX\_PRD\_ABSBI\_ABS1

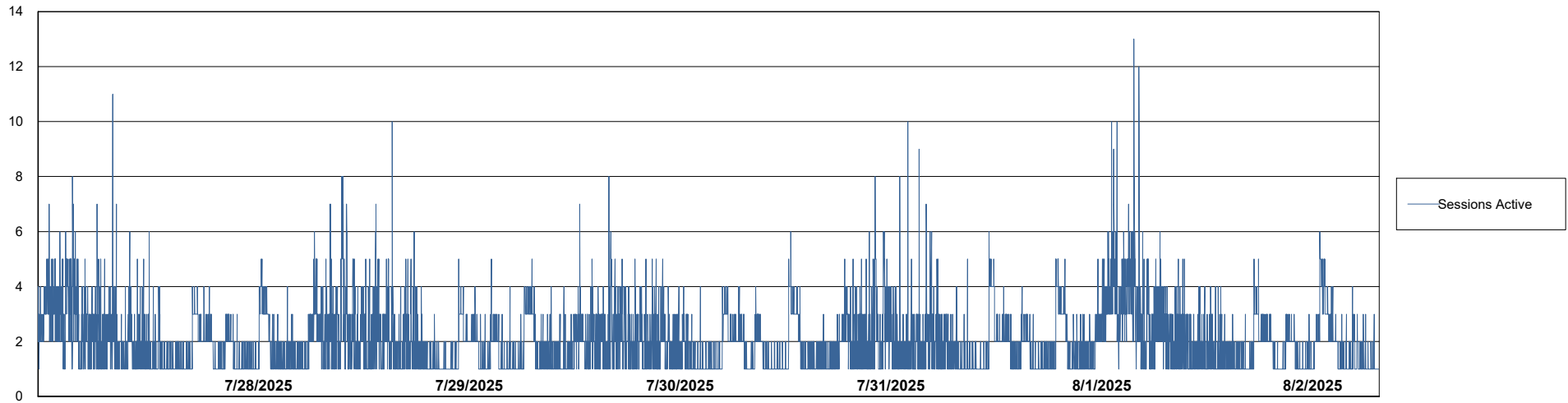
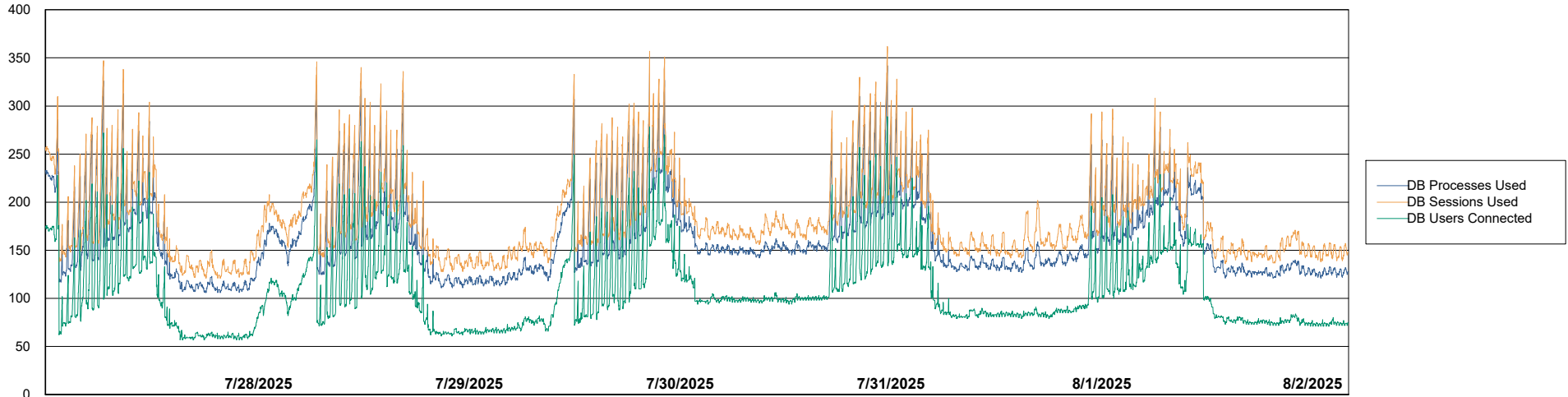


# Weekly SLA Customer Report

Customer NIX\_Production  
Database ID 51



## Database Performance NIX\_PRD\_ABSD01\_ABS1



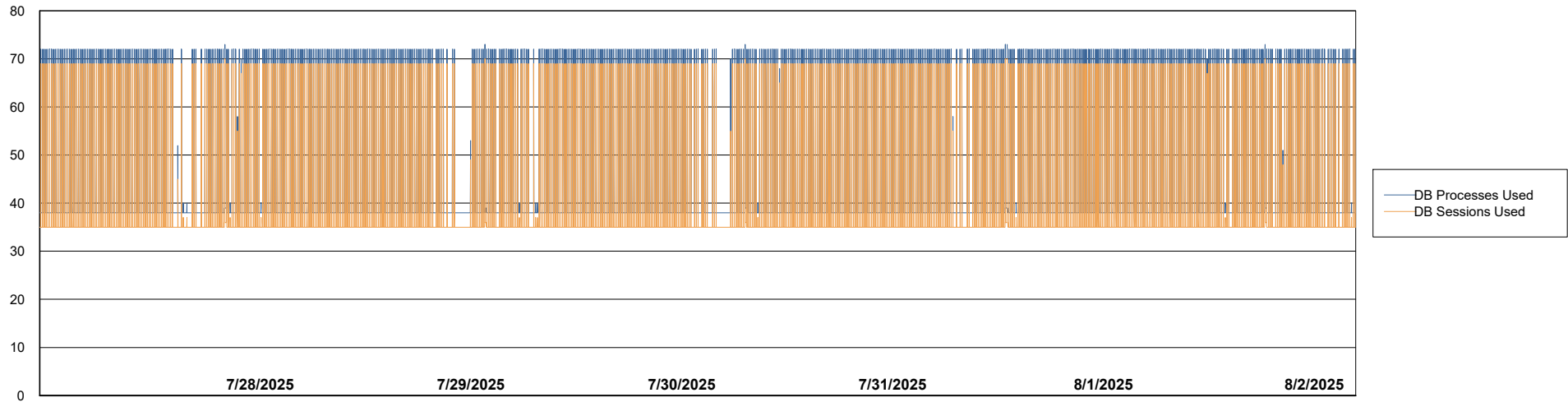
# Weekly SLA Customer Report

Customer NIX\_Production  
Database ID 51



Database Performance NIX\_PRD\_ABSD02\_HSBABS1

DB Processes Max 300



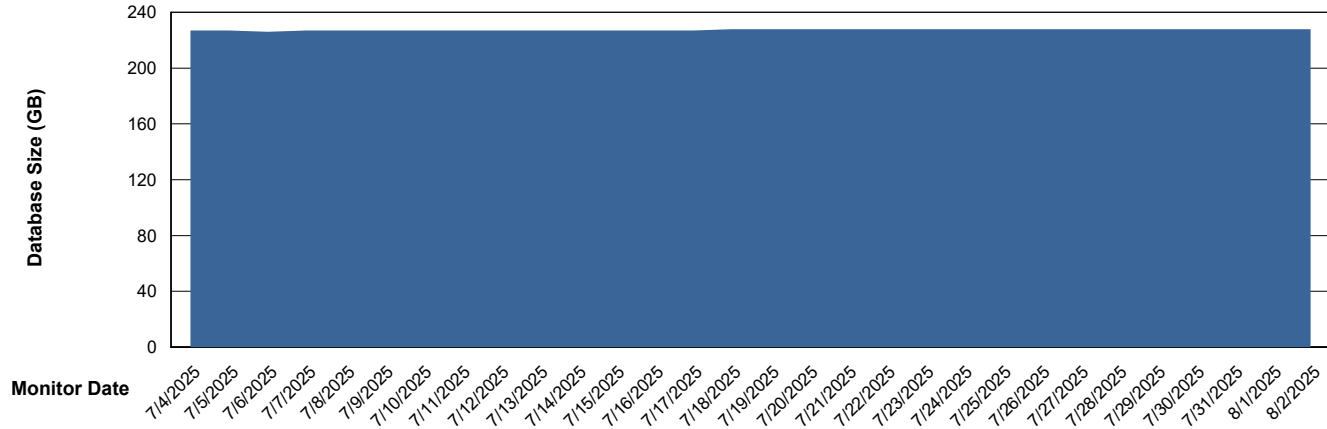
# Weekly SLA Customer Report

Customer NIX\_Production  
Database ID 51



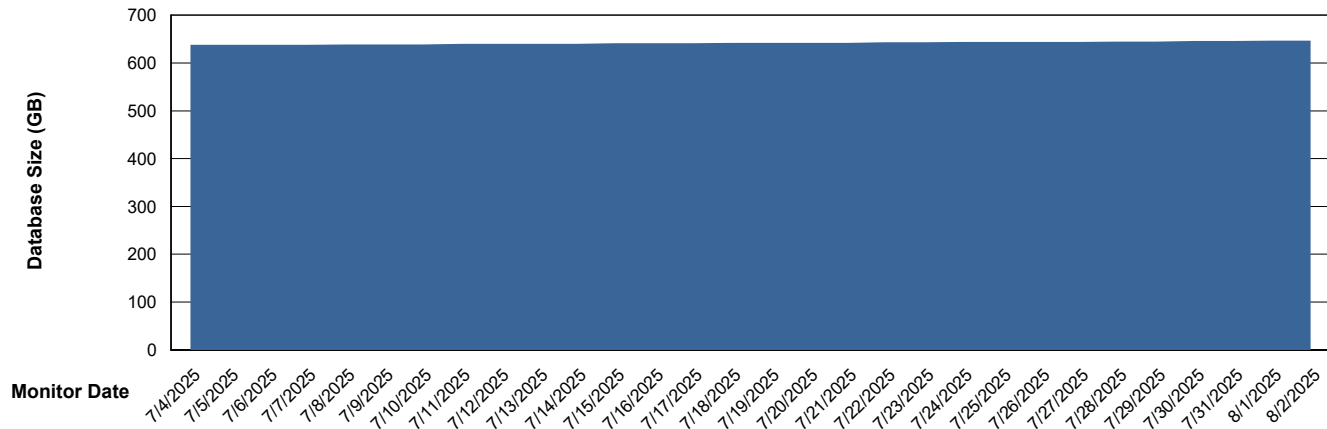
DATABASE SIZE NIX\_PRD\_ABSBI\_ABS1

### Database growth over last month



DATABASE SIZE NIX\_PRD\_ABSDB01\_ABS1

### Database growth over last month



# Weekly SLA Customer Report

Customer NIX\_Production  
Database ID 51



## Database Tablespace NIX\_PRD\_ABSBI\_ABS1

Date	Tablespace Name	Filesize (Gb)	Usedsize (Gb)	Percentage free
8/2/2025	ABSDATA	119	99	17
	INDX	153	128	16
8/1/2025	ABSDATA	119	99	17
	INDX	153	128	16
7/31/2025	ABSDATA	119	99	17
	INDX	153	128	16
7/30/2025	ABSDATA	119	99	17
	INDX	153	128	16
7/29/2025	ABSDATA	119	99	17
	INDX	153	128	16
7/28/2025	ABSDATA	119	99	17
	INDX	153	128	16
7/27/2025	ABSDATA	119	99	17
	INDX	153	128	16

# Weekly SLA Customer Report

Customer NIX\_Production  
 Database ID 51



Database Tablespace NIX\_PRD\_ABSD01\_ABS1

Date	Tablespace Name	Filesize (Gb)	Usedsize (Gb)	Percentage free
8/2/2025	ABSDATA	369	319	13
	INDX	360	300	17
8/1/2025	ABSDATA	369	319	13
	INDX	360	300	17
7/31/2025	ABSDATA	369	319	14
	INDX	360	300	17
7/30/2025	ABSDATA	369	319	14
	INDX	360	300	17
7/29/2025	ABSDATA	369	318	14
	INDX	360	300	17
7/28/2025	ABSDATA	369	318	14
	INDX	360	300	17
7/27/2025	ABSDATA	369	317	14
	INDX	360	300	17

BI Status and last ETL error for NIX\_PRD\_ABSBI\_ABS1

	Mon 28/7/2025	Tue 29/7/2025	Wed 30/7/2025	Thu 31/7/2025	Fri 1/8/2025	Sat 2/8/2025
<b>ABS DataWarehouse ETL Health</b>	OK	OK	OK	OK	OK	OK
<b>ABS DWHStaging ETL Health</b>	OK	OK	OK	OK	OK	OK

# Weekly SLA Customer Report

Customer NIX\_Production  
Database ID 51



BI last ETL error for	NIX_PRD_ABSBI_ABS1
-----------------------	--------------------

Sun, 27-07-2025	None
Mon, 28-07-2025	None
Tue, 29-07-2025	None
Mon, 28-07-2025	None
Fri, 1-08-2025	None
Sat, 2-08-2025	None
Sun, 27-07-2025	None
Wed, 30-07-2025	None
Thu, 31-07-2025	None
Thu, 31-07-2025	None
Fri, 1-08-2025	None
Tue, 29-07-2025	None
Wed, 30-07-2025	None
Sat, 2-08-2025	None

# Weekly SLA Customer Report

Customer NIX\_Production  
Database ID 51



Standby Database Health NIX\_Production

### Recovery lag for last 7 days



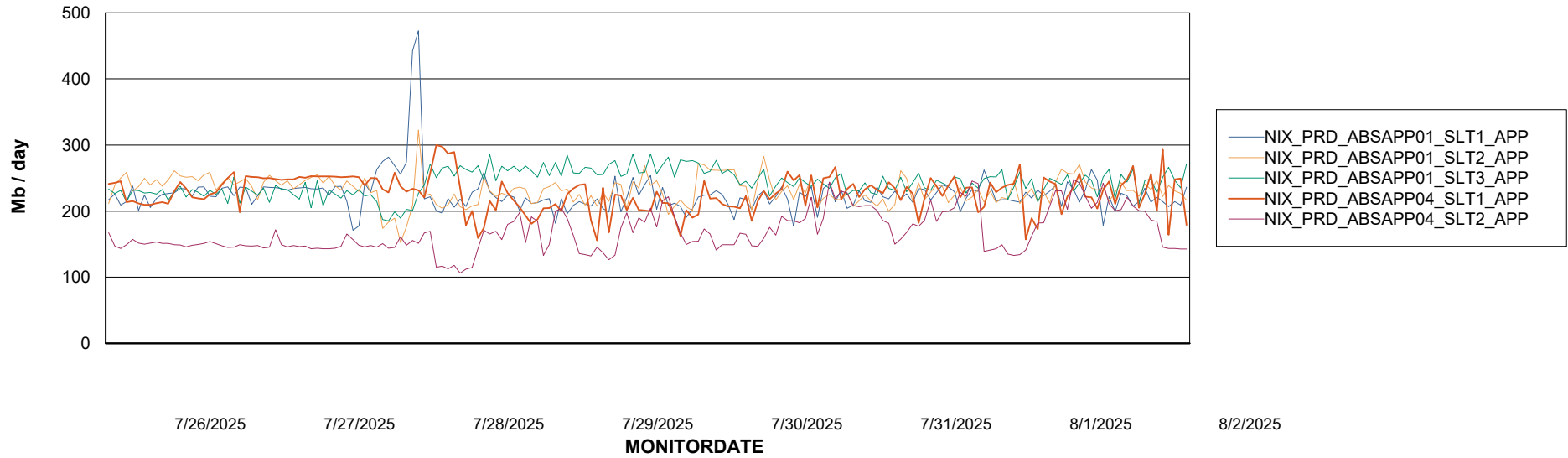
# Weekly SLA Customer Report

Customer NIX\_Production  
Database ID 51

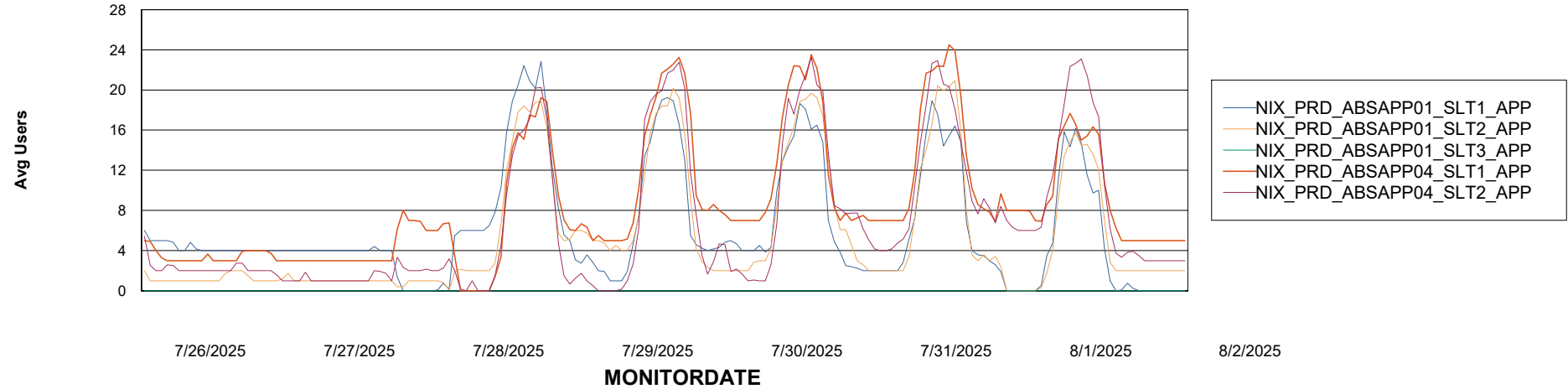


## ABSSolute Application Server Services

### Avg memory used per ABS Server Service



### Avg users per day per ABS server



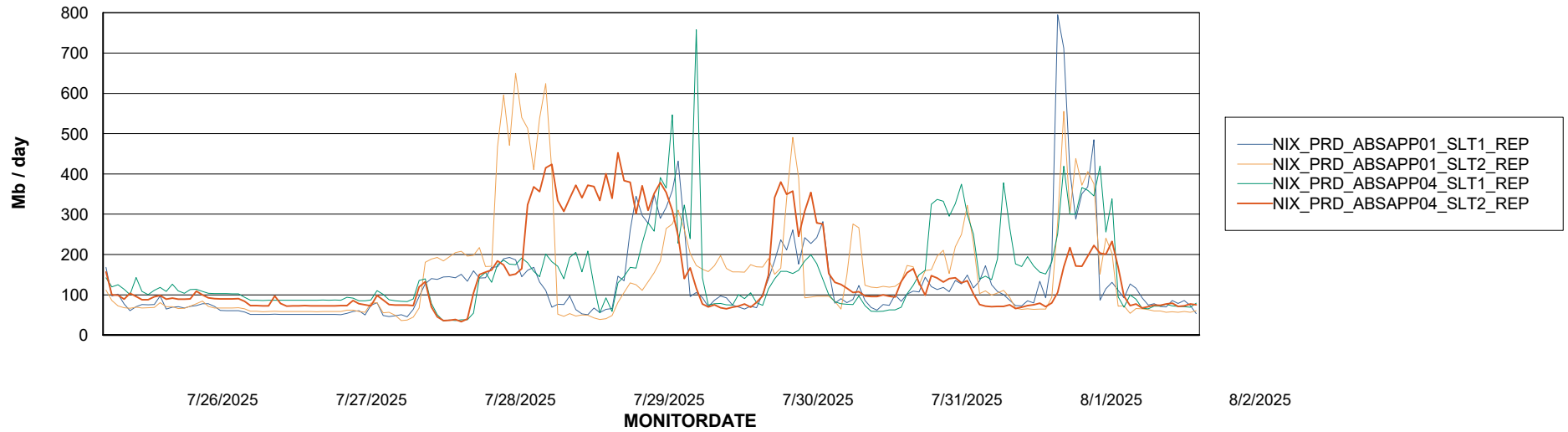
# Weekly SLA Customer Report

Customer NIX\_Production  
Database ID 51



## ABSSolute Application ReportServer Services

### Avg memory used per ReportServer Service



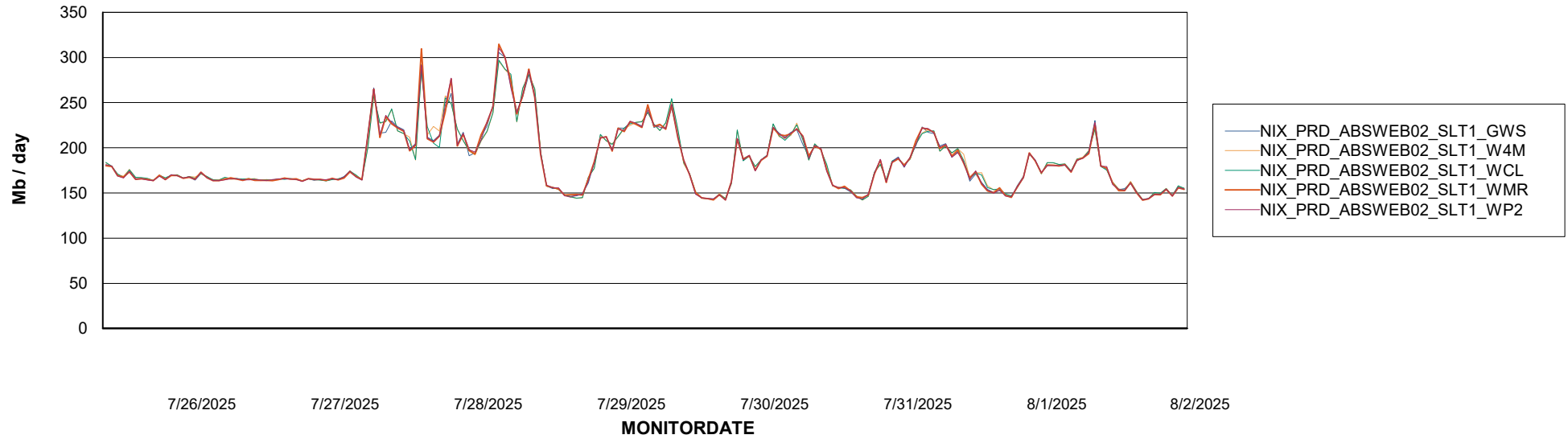
# Weekly SLA Customer Report

Customer NIX\_Production  
Database ID 51



## ABSSolute Web Component Services

### Avg memory used per ABS Web component



# Weekly SLA Customer Report

Customer NIX\_Production  
Database ID 51



### Disaster per ABS component

