

Weekly SLA Customer Report

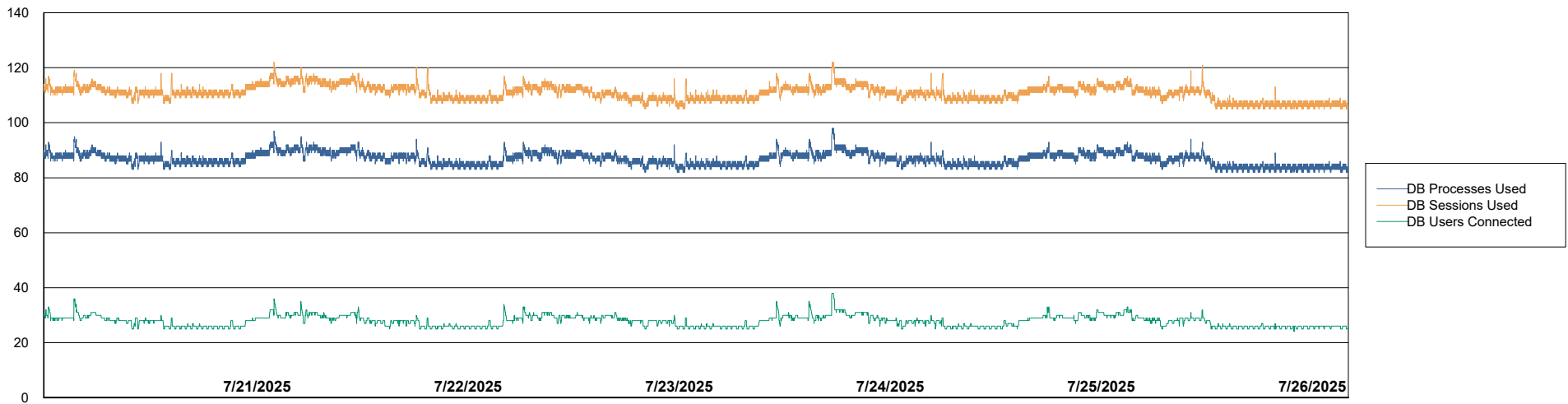
Customer RAS_Production
 Database ID 189



Harddisk Usage RAS_PRD_NEDLIN-ST-APP01

	Free disk space on C: (%)	Total disk space on C: (Gb)	Used disk space on C: (Gb)	Free disk space on D: (%)	Total disk space on D: (Gb)	Used disk space on D: (Gb)	Free disk space on E: (%)	Total disk space on E: (Gb)	Used disk space on E: (Gb)
7/26/2025	40	249	149	21	310	245	76	100	24
7/25/2025	40	249	149	21	310	245	77	100	23
7/24/2025	41	249	148	21	310	245	77	100	23
7/23/2025	41	249	148	21	310	245	78	100	22
7/22/2025	41	249	147	21	310	245	78	100	22
7/21/2025	41	249	147	21	310	245	79	100	21
7/20/2025	41	249	148	21	310	245	79	100	21

Database Performance RAS_PRD_NEDLIN-ST-APP01_ABS1



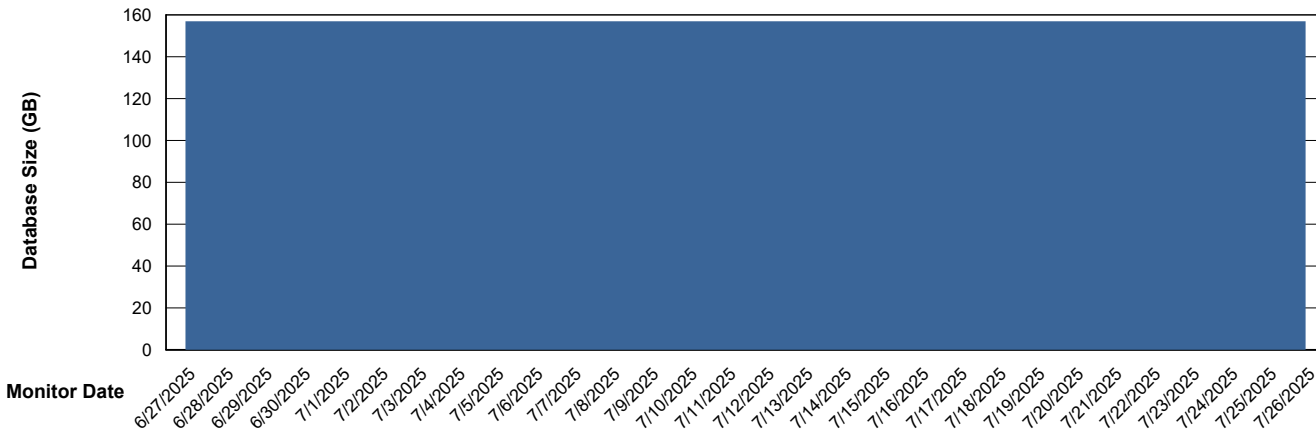
Weekly SLA Customer Report

Customer RAS_Production
 Database ID 189



DATABASE SIZE RAS_PRD_NEDLIN-ST-APP01_ABS1

Database growth over last month



Database Tablespace RAS_PRD_NEDLIN-ST-APP01_ABS1

Date	Tablespace Name	Filesize (Gb)	Usedsize (Gb)	Percentage free
7/26/2025	ABSDATA	60	40	33
	INDX	128	102	20
7/25/2025	ABSDATA	60	40	33
	INDX	128	102	20
7/24/2025	ABSDATA	60	40	33
	INDX	128	102	20
7/23/2025	ABSDATA	60	40	33
	INDX	128	102	20
7/22/2025	ABSDATA	60	40	33
	INDX	128	102	21
7/21/2025	ABSDATA	60	40	33
	INDX	128	102	21
7/20/2025	ABSDATA	60	40	33
	INDX	128	102	21

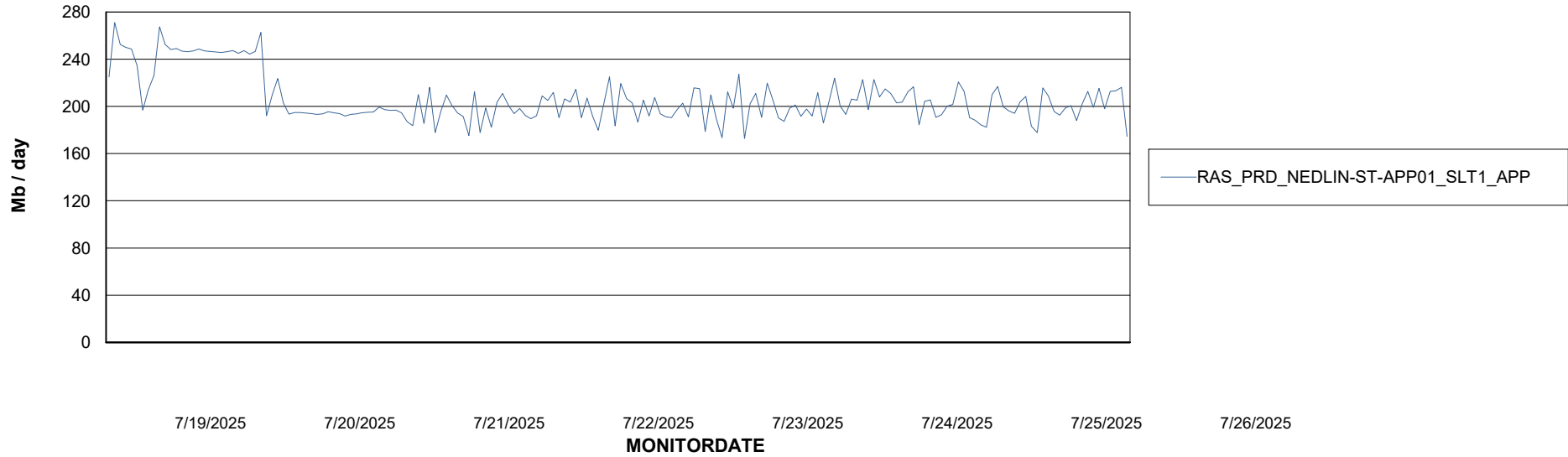
Weekly SLA Customer Report

Customer RAS_Production
Database ID 189

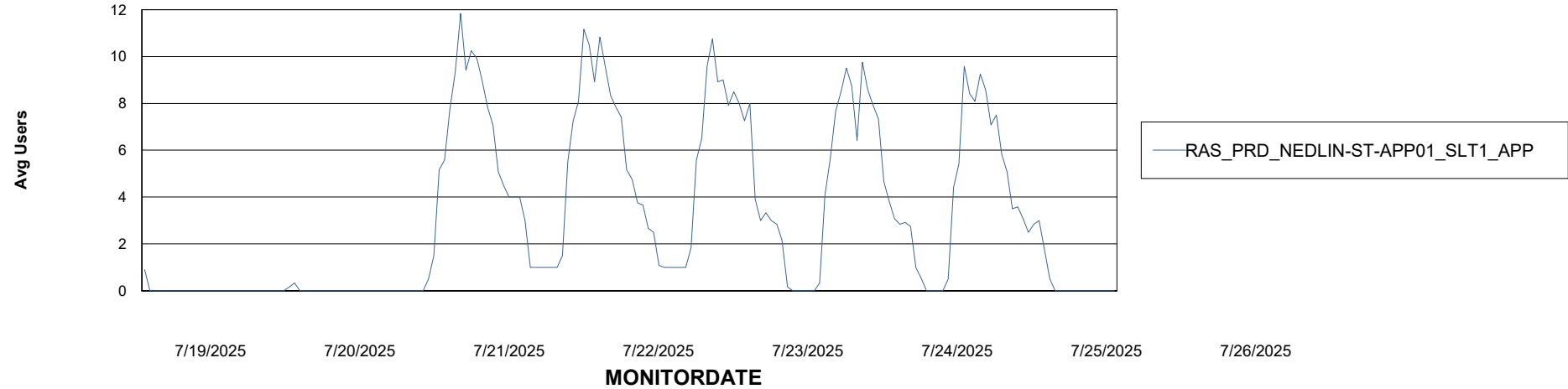


ABSSolute Application Server Services

Avg memory used per ABS Server Service



Avg users per day per ABS server



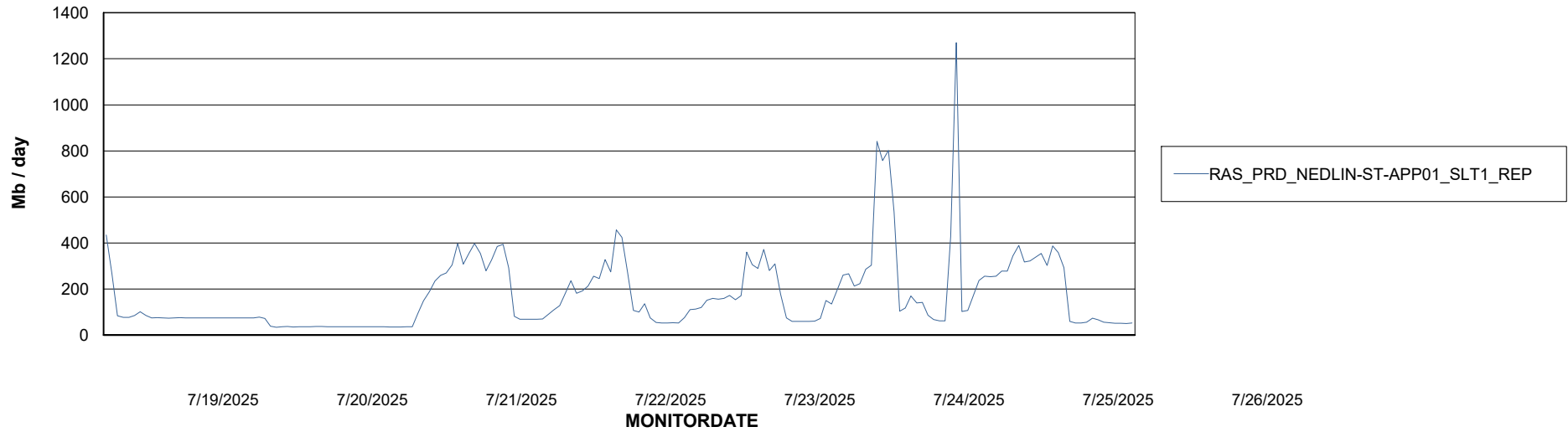
Weekly SLA Customer Report

Customer RAS_Production
Database ID 189



ABSSolute Application ReportServer Services

Avg memory used per ReportServer Service



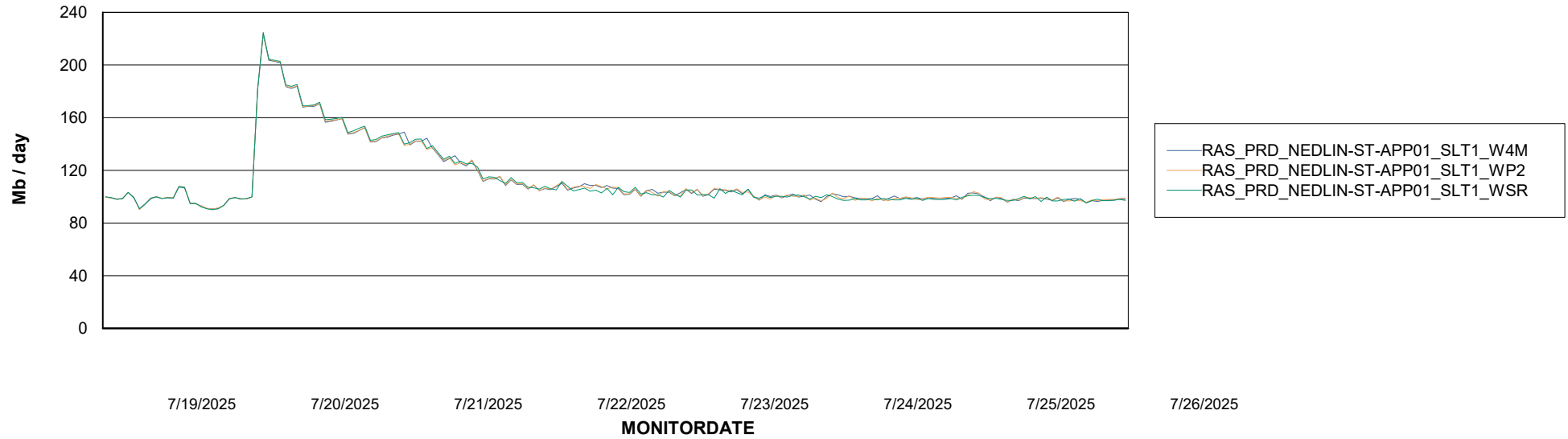
Weekly SLA Customer Report

Customer RAS_Production
Database ID 189



ABSSolute Web Component Services

Avg memory used per ABS Web component



Weekly SLA Customer Report

Customer RAS_Production
Database ID 189



Disaster per ABS component

