

# Weekly SLA Customer Report

Customer NOA\_Production (24/7)  
Database ID 116



## Harddisk Usage NOA\_PRD\_NHSBI

	Free disk space on C: (%)	Total disk space on C: (Gb)	Used disk space on C: (Gb)	Free disk space on D: (%)	Total disk space on D: (Gb)	Used disk space on D: (Gb)	Free disk space on E: (%)	Total disk space on E: (Gb)	Used disk space on E: (Gb)
7/26/2025	53	199	93	36	500	322	90	200	20
7/25/2025	53	199	93	36	500	322	93	200	13
7/24/2025	53	199	93	36	500	322	97	200	6
7/23/2025	53	199	93	36	500	322	97	200	6
7/22/2025	53	199	93	36	500	322	89	200	23
7/21/2025	53	199	93	36	500	322	80	200	39
7/20/2025	53	199	93	36	500	321	80	200	39

## Harddisk Usage NOA\_PRD\_NovoABS01

	Free disk space on C: (%)	Total disk space on C: (Gb)	Used disk space on C: (Gb)	Free disk space on F: (%)	Total disk space on F: (Gb)	Used disk space on F: (Gb)	Free disk space on G: (%)	Total disk space on G: (Gb)	Used disk space on G: (Gb)
7/26/2025	31	100	68	29	1,100	785	76	400	97
7/25/2025	31	100	69	29	1,100	780	76	400	97
7/24/2025	31	100	69	29	1,100	780	75	400	98
7/23/2025	31	100	69	29	1,100	780	75	400	99
7/22/2025	31	100	69	29	1,100	780	76	400	96
7/21/2025	31	100	69	29	1,100	780	76	400	95
7/20/2025	31	100	69	29	1,100	780	77	400	93

# Weekly SLA Customer Report

Customer NOA\_Production (24/7)  
 Database ID 116



Harddisk Usage NOA\_PRD\_NovoABS03

	Free disk space on C: (%)	Total disk space on C: (Gb)	Used disk space on C: (Gb)	Free disk space on F: (%)	Total disk space on F: (Gb)	Used disk space on F: (Gb)	Free disk space on G: (%)	Total disk space on G: (Gb)	Used disk space on G: (Gb)
7/26/2025	67	279	93	24	838	639	90	559	57
7/25/2025	67	279	93	24	838	639	90	559	58
7/24/2025	67	279	93	24	838	639	90	559	58
7/23/2025	67	279	93	24	838	639	89	559	60
7/22/2025	66	279	94	24	838	639	90	559	56
7/21/2025	66	279	94	24	838	639	90	559	55
7/20/2025	66	279	94	24	838	639	90	559	53

Harddisk Usage NOA\_PRD\_NovoApps01

	Free disk space on C: (%)	Total disk space on C: (Gb)	Used disk space on C: (Gb)
7/26/2025	45	100	55
7/25/2025	45	100	55
7/24/2025	44	100	55
7/23/2025	45	100	55
7/22/2025	45	100	55
7/21/2025	45	100	55
7/20/2025	45	100	55

# Weekly SLA Customer Report

Customer NOA\_Production (24/7)  
Database ID 116



## Harddisk Usage NOA\_PRD\_NovoApps02

	Free disk space on C: (%)	Total disk space on C: (Gb)	Used disk space on C: (Gb)
7/26/2025	60	100	40
7/25/2025	59	100	40
7/24/2025	58	100	41
7/23/2025	59	100	41
7/22/2025	59	100	41
7/21/2025	59	100	41
7/20/2025	59	100	41

## Harddisk Usage NOA\_PRD\_NovoLink

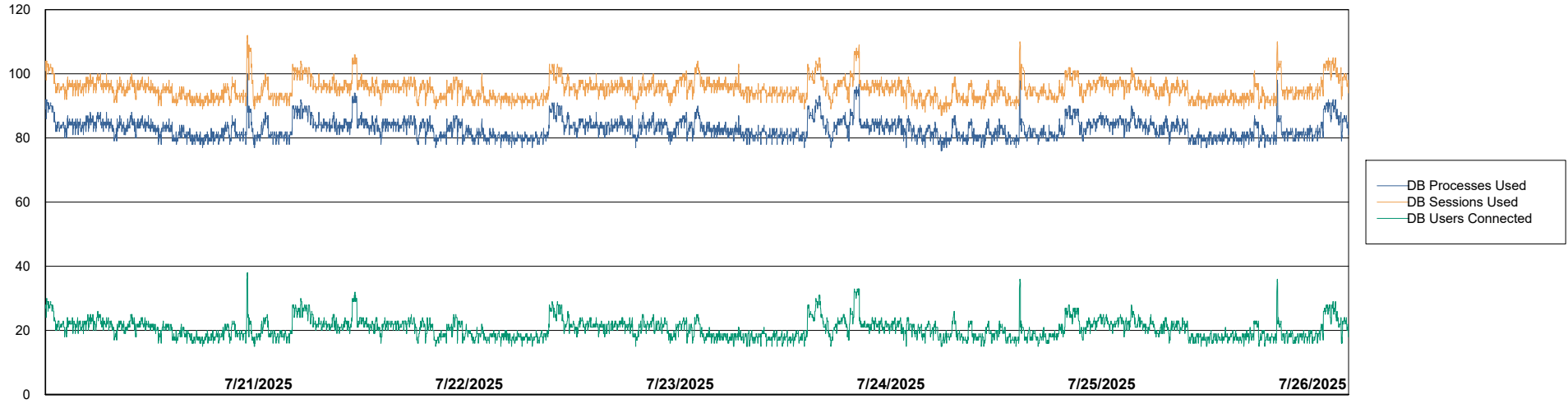
	Free disk space on C: (%)	Total disk space on C: (Gb)	Used disk space on C: (Gb)
7/26/2025	64	100	36
7/25/2025	64	100	36
7/24/2025	64	100	36
7/23/2025	64	100	36
7/22/2025	64	100	36
7/21/2025	64	100	36
7/20/2025	64	100	36

# Weekly SLA Customer Report

Customer NOA\_Production (24/7)  
Database ID 116



Database Performance NOA\_PRD\_NHSBI\_ABS1

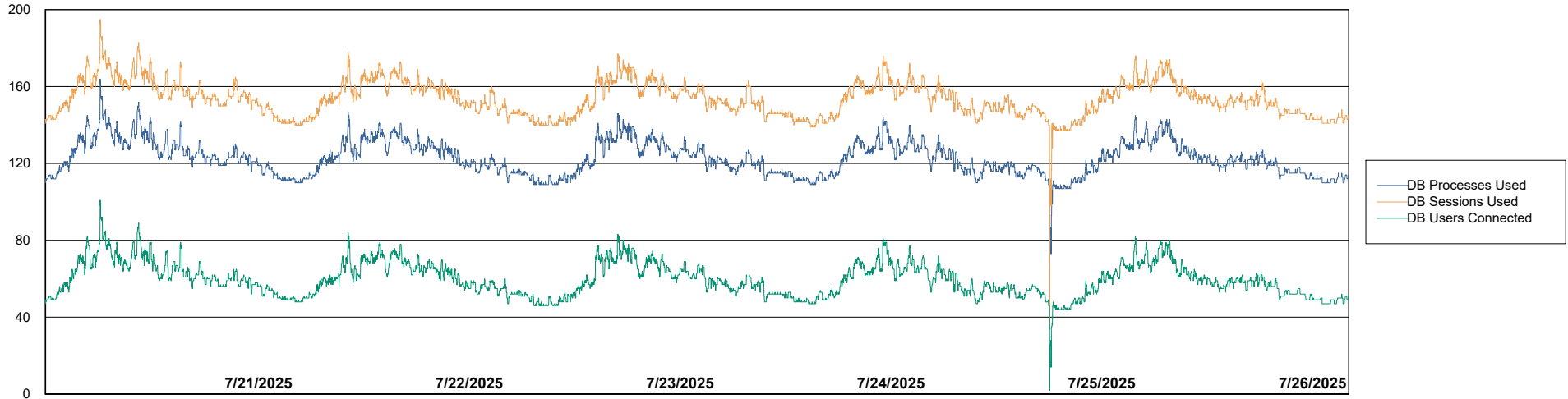


# Weekly SLA Customer Report

Customer NOA\_Production (24/7)  
Database ID 116



Database Performance NOA\_PRD\_NovoABS01\_ABS1



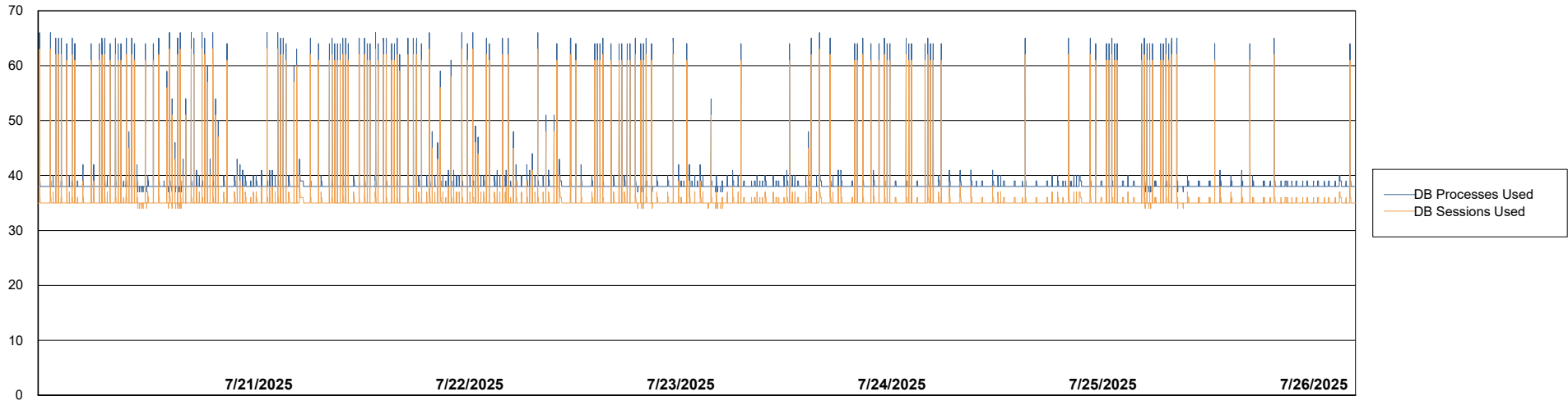
# Weekly SLA Customer Report

Customer NOA\_Production (24/7)  
Database ID 116



Database Performance NOA\_PRD\_NovoABS03\_HSBABS1

DB Processes Max 300



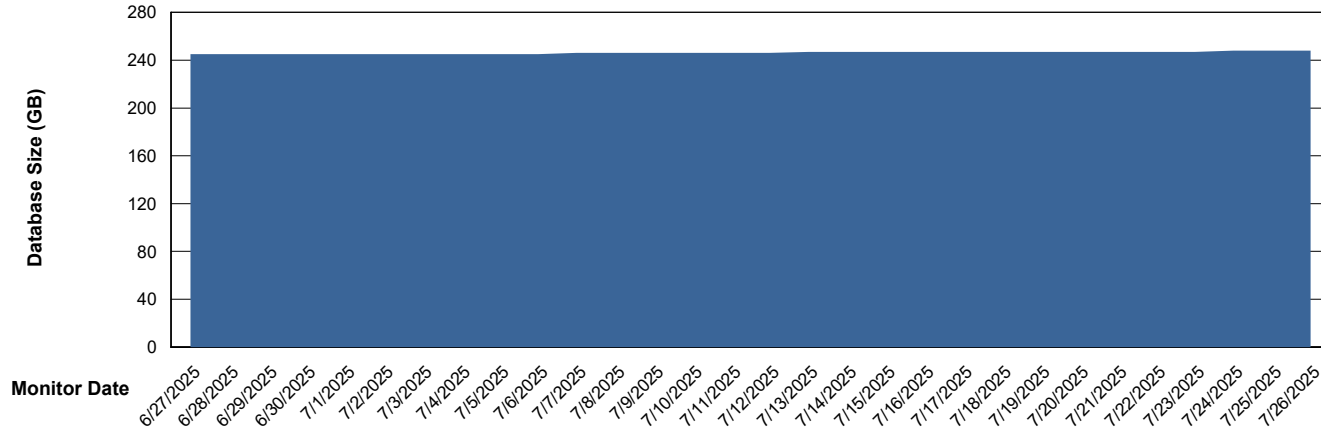
# Weekly SLA Customer Report

Customer NOA\_Production (24/7)  
Database ID 116



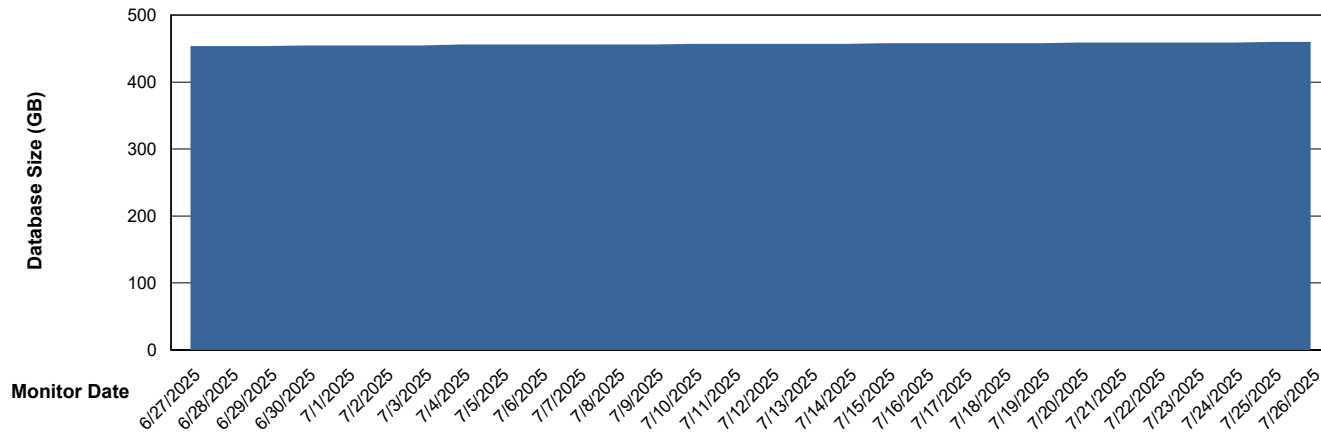
DATABASE SIZE NOA\_PRD\_NHSBI\_ABS1

### Database growth over last month



DATABASE SIZE NOA\_PRD\_NovoABS01\_ABS1

### Database growth over last month



# Weekly SLA Customer Report

Customer NOA\_Production (24/7)  
 Database ID 116



Database Tablespace NOA\_PRD\_NHSBI\_ABS1

Date	Tablespace Name	Filesize (Gb)	Usedsize (Gb)	Percentage free
7/26/2025	ABSDATA	149	125	16
	INDX	138	116	16
7/25/2025	ABSDATA	149	125	16
	INDX	138	116	16
7/24/2025	ABSDATA	149	125	16
	INDX	138	116	16
7/23/2025	ABSDATA	149	125	16
	INDX	138	116	16
7/22/2025	ABSDATA	149	125	16
	INDX	138	116	16
7/21/2025	ABSDATA	149	125	16
	INDX	138	116	16
7/20/2025	ABSDATA	149	125	16
	INDX	138	116	16

# Weekly SLA Customer Report

Customer NOA\_Production (24/7)  
Database ID 116



## Database Tablespace NOA\_PRD\_NovoABS01\_ABS1

Date	Tablespace Name	Filesize (Gb)	Usedsize (Gb)	Percentage free
7/26/2025	ABSDATA	195	160	18
	INDX	345	286	17
7/25/2025	ABSDATA	195	160	18
	INDX	345	286	17
7/24/2025	ABSDATA	195	160	18
	INDX	345	286	17
7/23/2025	ABSDATA	195	160	18
	INDX	345	286	17
7/22/2025	ABSDATA	195	160	18
	INDX	345	286	17
7/21/2025	ABSDATA	195	160	18
	INDX	345	286	17
7/20/2025	ABSDATA	195	160	18
	INDX	345	285	17

## BI last ETL error for NOA\_PRD\_NHSBI\_ABS1

Tue, 22-07-2025	None
Sun, 20-07-2025	None
Thu, 24-07-2025	None
Fri, 25-07-2025	None
Sat, 26-07-2025	None
Mon, 21-07-2025	None
Wed, 23-07-2025	None

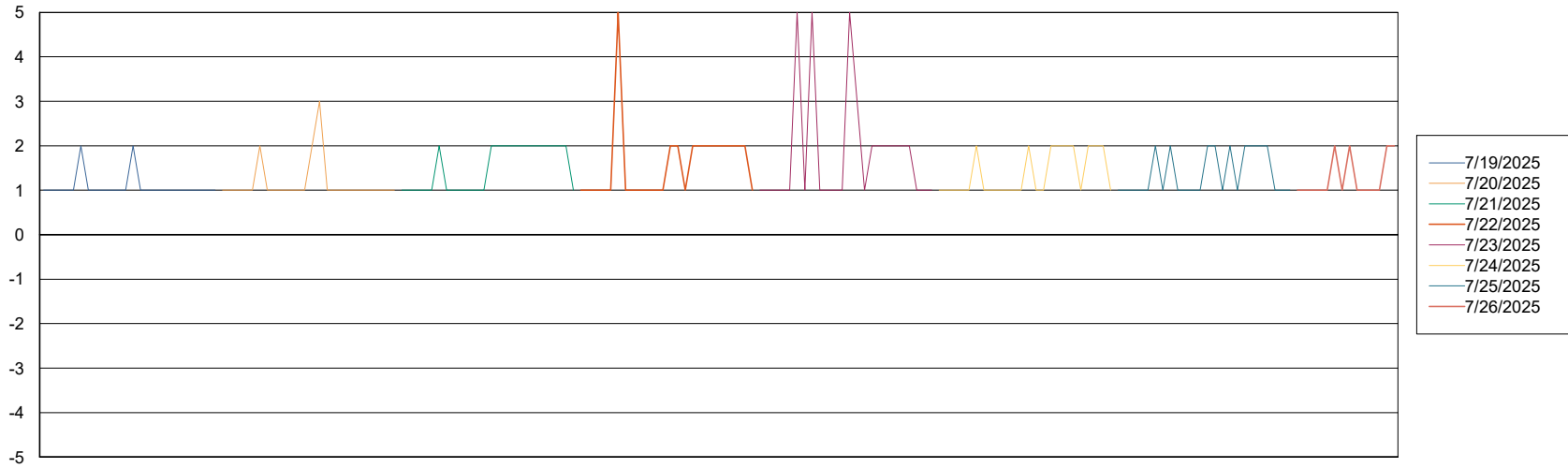
# Weekly SLA Customer Report

Customer NOA\_Production (24/7)  
Database ID 116



Standby Database Health NOA\_Production (24/7)

### Recovery lag for last 7 days



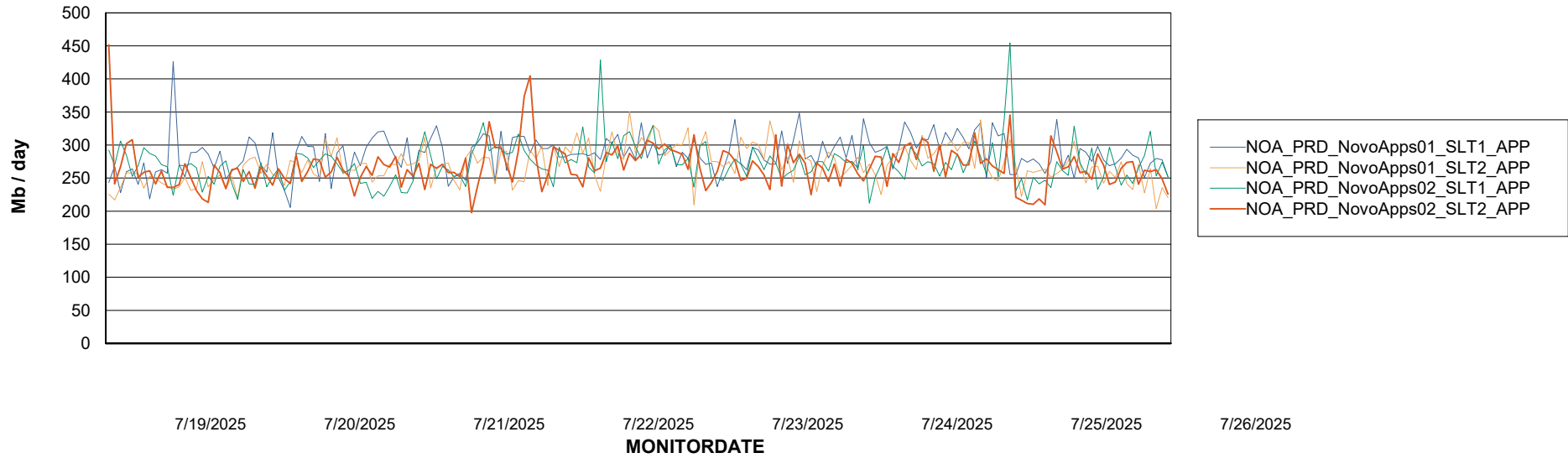
# Weekly SLA Customer Report

Customer NOA\_Production (24/7)  
Database ID 116

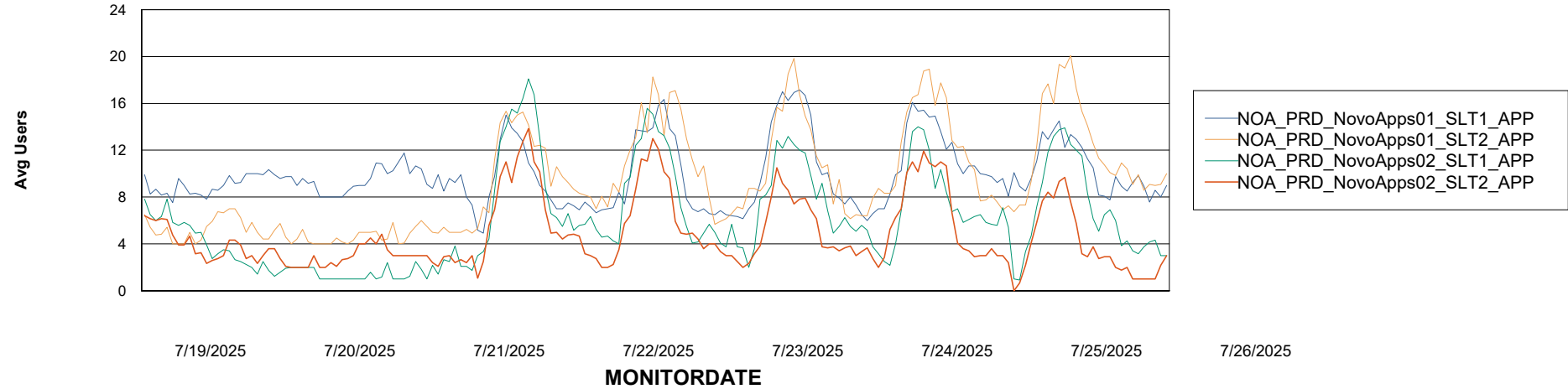


## ABSSolute Application Server Services

### Avg memory used per ABS Server Service



### Avg users per day per ABS server



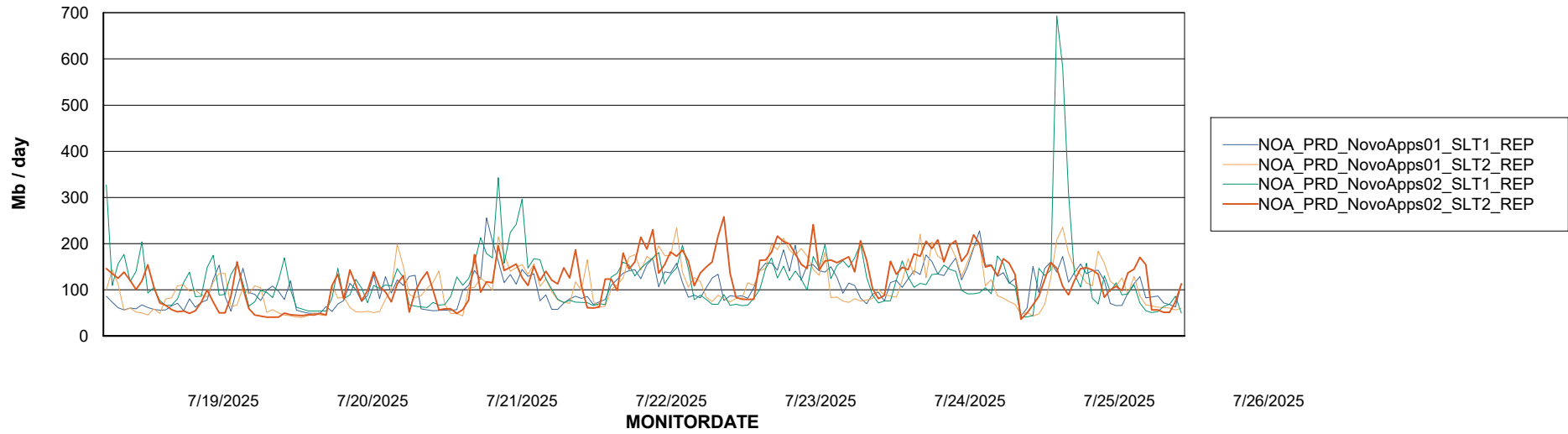
# Weekly SLA Customer Report

Customer NOA\_Production (24/7)  
Database ID 116



## ABSSolute Application ReportServer Services

### Avg memory used per ReportServer Service



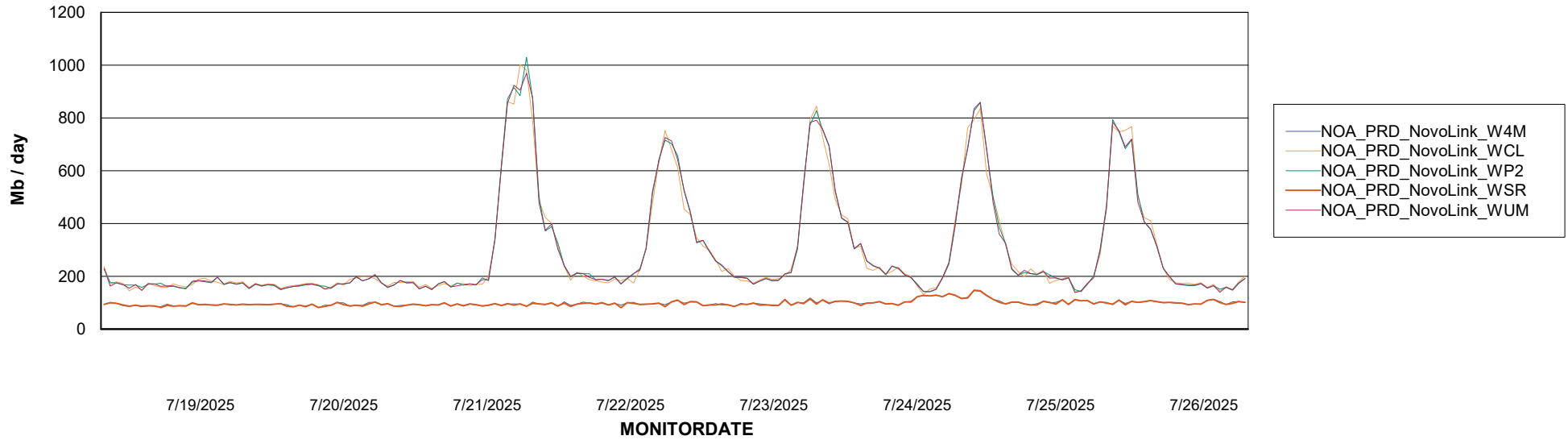
# Weekly SLA Customer Report

Customer NOA\_Production (24/7)  
Database ID 116



## ABSSolute Web Component Services

### Avg memory used per ABS Web component



# Weekly SLA Customer Report

Customer NOA\_Production (24/7)  
Database ID 116



## Disaster per ABS component

