

# Weekly SLA Customer Report

Customer BNL\_Production  
Database ID 83



## Harddisk Usage BNL\_PRD\_BSNLP-VM-ABSD02

	Free disk space on C: (%)	Total disk space on C: (Gb)	Used disk space on C: (Gb)	Free disk space on D: (%)	Total disk space on D: (Gb)	Used disk space on D: (Gb)	Free disk space on E: (%)	Total disk space on E: (Gb)	Used disk space on E: (Gb)	Free disk space on F: (%)
7/26/2025	49	127	65	69	1,512	464	86	500	72	80
7/25/2025	49	127	65	73	1,512	409	87	500	63	80
7/24/2025	49	127	65	73	1,512	411	89	500	56	80
7/23/2025	49	127	65	73	1,512	406	88	500	59	80
7/22/2025	49	127	65	73	1,512	410	90	500	51	80
7/21/2025	49	127	65	73	1,512	408	88	500	62	80
7/20/2025	49	127	65	73	1,512	409	89	500	55	80

## Harddisk Usage BNL\_PRD\_BSNLP-VM-ABSD03

	Free disk space on C: (%)	Total disk space on C: (Gb)	Used disk space on C: (Gb)	Free disk space on D: (%)	Total disk space on D: (Gb)	Used disk space on D: (Gb)	Free disk space on E: (%)	Total disk space on E: (Gb)	Used disk space on E: (Gb)	Free disk space on F: (%)
7/26/2025	51	127	62	78	1,512	338	78	500	109	80
7/25/2025	51	127	62	81	1,512	293	78	500	111	80
7/24/2025	51	127	62	81	1,512	292	77	500	115	80
7/23/2025	51	127	62	81	1,512	291	77	500	115	80
7/22/2025	51	127	62	81	1,512	291	77	500	114	80
7/21/2025	51	127	62	81	1,512	293	77	500	115	80
7/20/2025	51	127	62	81	1,512	293	77	500	113	80

# Weekly SLA Customer Report

Customer BNL\_Production  
Database ID 83



Harddisk Usage BNL\_PRD\_bsnlp-vm-absw01

	Free disk space on C: (%)	Total disk space on C: (Gb)	Used disk space on C: (Gb)	Free disk space on D: (%)	Total disk space on D: (Gb)	Used disk space on D: (Gb)	Free disk space on E: (%)	Total disk space on E: (Gb)	Used disk space on E: (Gb)
7/26/2025	75	127	32	98	128	3	91	16	1
7/25/2025	75	127	32	98	128	3	91	16	1
7/24/2025	75	127	32	98	128	3	91	16	1
7/23/2025	75	127	32	98	128	3	91	16	1
7/22/2025	75	127	32	98	128	3	91	16	1
7/21/2025	74	127	33	98	128	3	91	16	1
7/20/2025	71	127	37	98	128	3	91	16	1

Harddisk Usage BNL\_PRD\_vm-absa01

	Free disk space on C: (%)	Total disk space on C: (Gb)	Used disk space on C: (Gb)	Free disk space on D: (%)	Total disk space on D: (Gb)	Used disk space on D: (Gb)	Free disk space on E: (%)	Total disk space on E: (Gb)	Used disk space on E: (Gb)
7/26/2025	67	127	42	91	127	12	92	64	5
7/25/2025	65	127	44	91	127	12	92	64	5
7/24/2025	65	127	44	91	127	12	92	64	5
7/23/2025	65	127	44	91	127	12	92	64	5
7/22/2025	66	127	44	91	127	12	92	64	5
7/21/2025	65	127	44	91	127	11	92	64	5
7/20/2025	65	127	45	91	127	11	92	64	5

# Weekly SLA Customer Report

Customer BNL\_Production  
Database ID 83



## Harddisk Usage BNL\_PRD\_vm-absa02

	Free disk space on C: (%)	Total disk space on C: (Gb)	Used disk space on C: (Gb)	Free disk space on D: (%)	Total disk space on D: (Gb)	Used disk space on D: (Gb)	Free disk space on E: (%)	Total disk space on E: (Gb)	Used disk space on E: (Gb)
7/26/2025	70	127	38	85	127	19	92	64	5
7/25/2025	70	127	39	85	127	19	92	64	5
7/24/2025	69	127	39	85	127	19	92	64	5
7/23/2025	69	127	39	85	127	19	92	64	5
7/22/2025	69	127	39	85	127	19	92	64	5
7/21/2025	69	127	39	85	127	19	92	64	5
7/20/2025	69	127	39	85	127	19	92	64	5

## Harddisk Usage BNL\_PRD\_vm-absa03

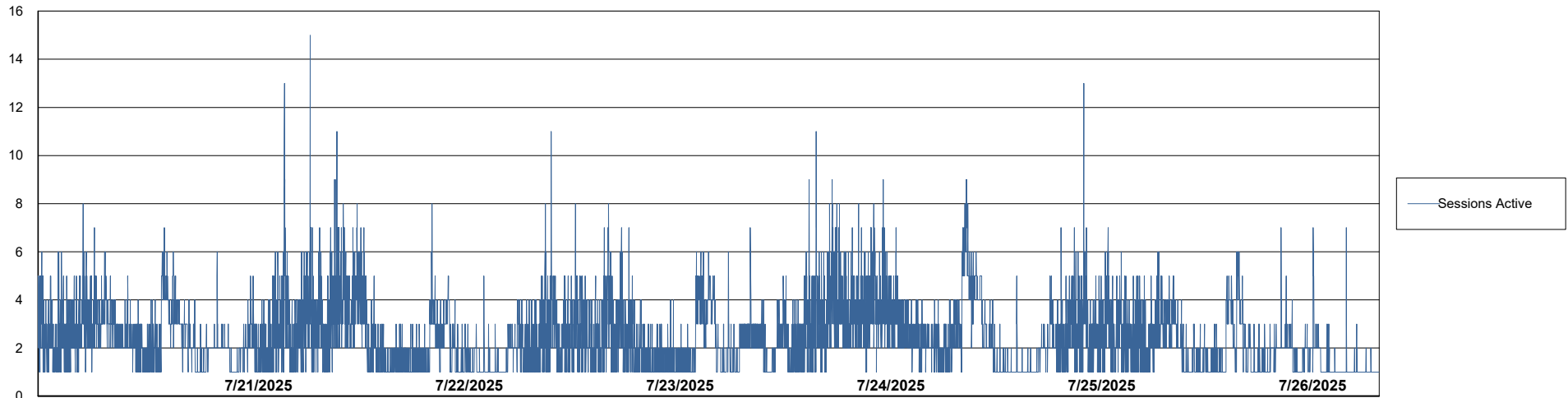
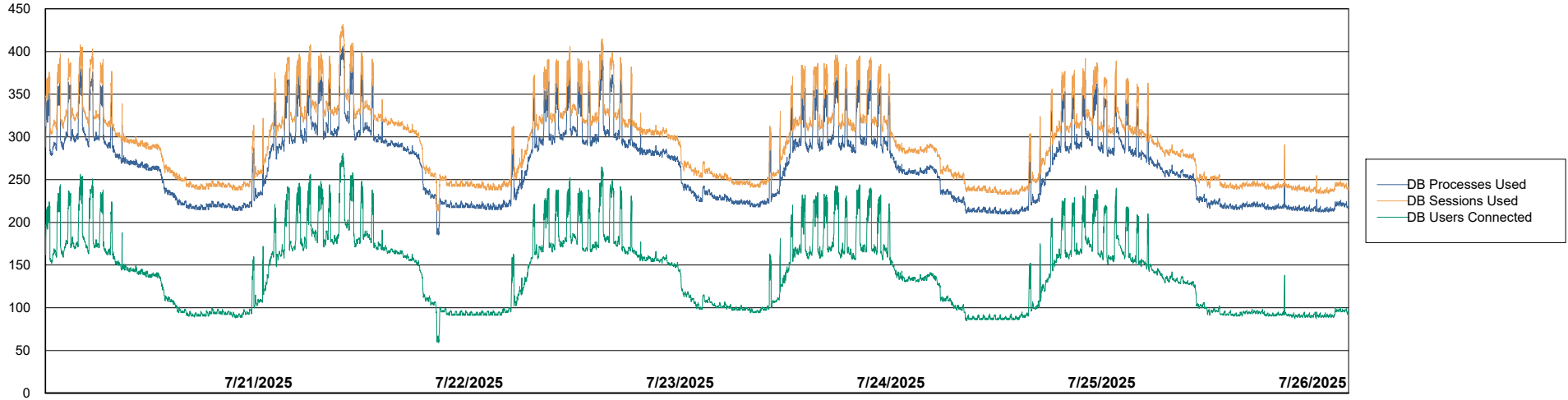
	Free disk space on C: (%)	Total disk space on C: (Gb)	Used disk space on C: (Gb)	Free disk space on D: (%)	Total disk space on D: (Gb)	Used disk space on D: (Gb)	Free disk space on E: (%)	Total disk space on E: (Gb)	Used disk space on E: (Gb)
7/26/2025	66	127	43	54	127	58	92	64	5
7/25/2025	65	127	44	54	127	58	92	64	5
7/24/2025	65	127	44	54	127	58	92	64	5
7/23/2025	65	127	44	54	127	58	92	64	5
7/22/2025	65	127	44	54	127	58	92	64	5
7/21/2025	64	127	45	54	127	58	92	64	5
7/20/2025	64	127	45	54	127	58	92	64	5

# Weekly SLA Customer Report

Customer BNL\_Production  
Database ID 83



## Database Performance BNLDB\_Production



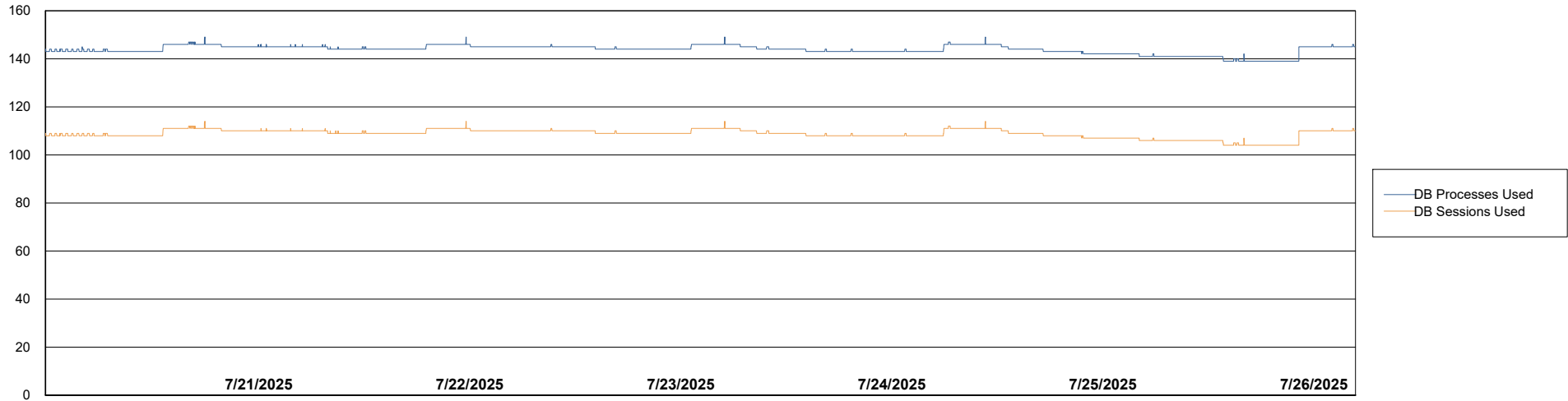
# Weekly SLA Customer Report

Customer BNL\_Production  
Database ID 83



## Database Performance BNLDB\_Standby

DB Processes Max 0  
DB Processes Max 1,000  
DB Processes Max 4



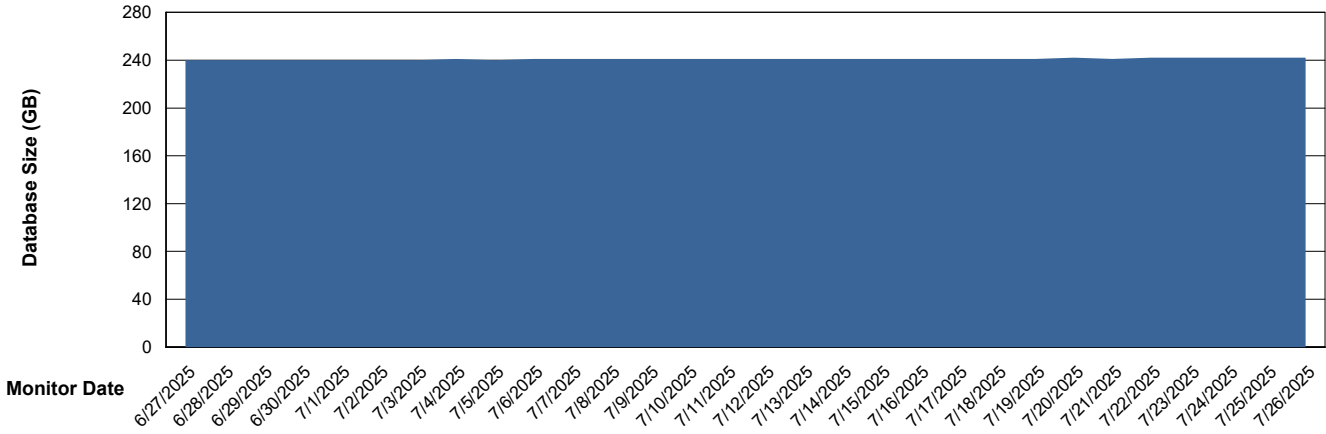
# Weekly SLA Customer Report

Customer BNL\_Production  
 Database ID 83



DATABASE SIZE BNLDB\_Production

## Database growth over last month



## Database Tablespace BNLDB\_Production

Date	Tablespace Name	Filesize (Gb)	Usedsize (Gb)	Percentage free
7/26/2025	ABSDATA	105	68	35
	INDX	200	164	18
7/25/2025	ABSDATA	105	68	35
	INDX	200	164	18
7/24/2025	ABSDATA	105	68	35
	INDX	200	164	18
7/23/2025	ABSDATA	105	68	35
	INDX	200	164	18
7/22/2025	ABSDATA	105	68	36
	INDX	200	164	18
7/21/2025	ABSDATA	105	68	36
	INDX	200	164	18
7/20/2025	ABSDATA	105	68	36
	INDX	200	164	18

# Weekly SLA Customer Report

Customer BNL\_Production  
Database ID 83



Standby Database Health BNL\_Production

### Recovery lag for last 7 days



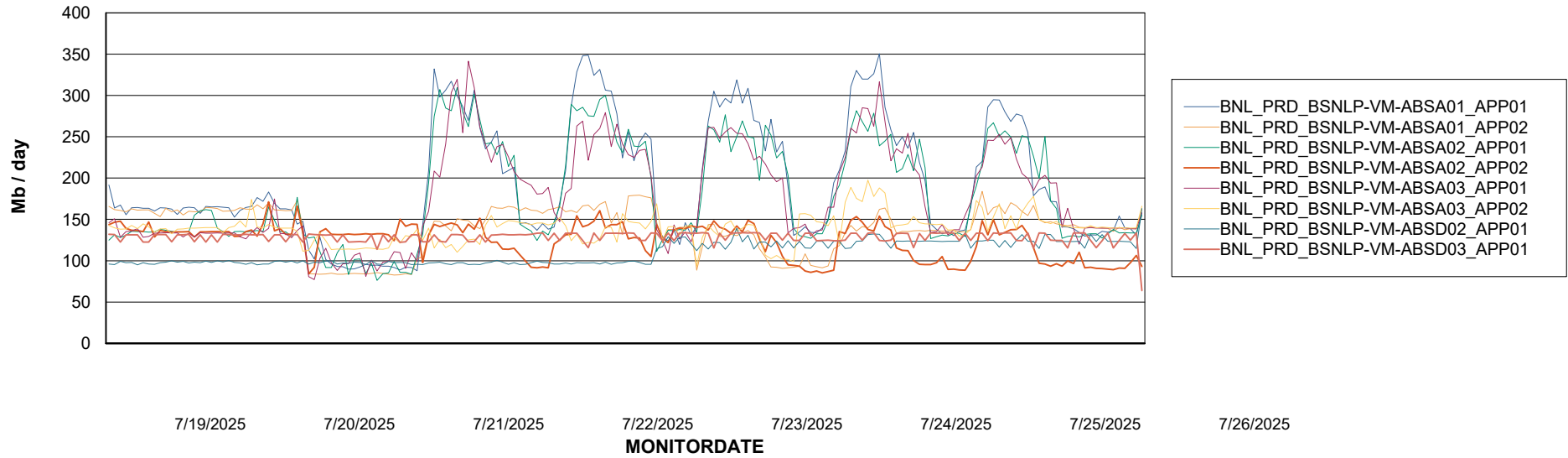
# Weekly SLA Customer Report

Customer BNL\_Production  
Database ID 83

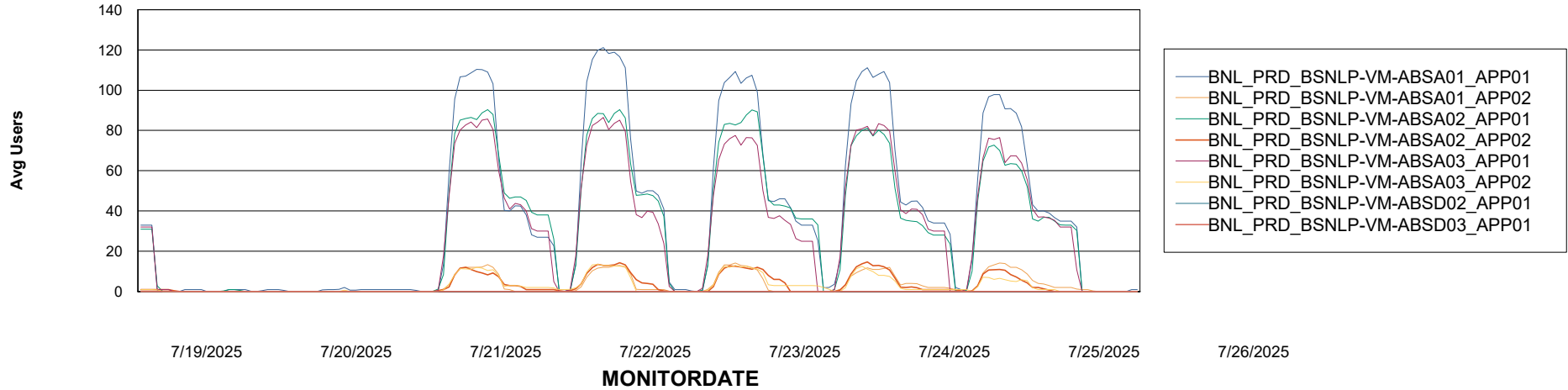


## ABSSolute Application Server Services

### Avg memory used per ABS Server Service



### Avg users per day per ABS server



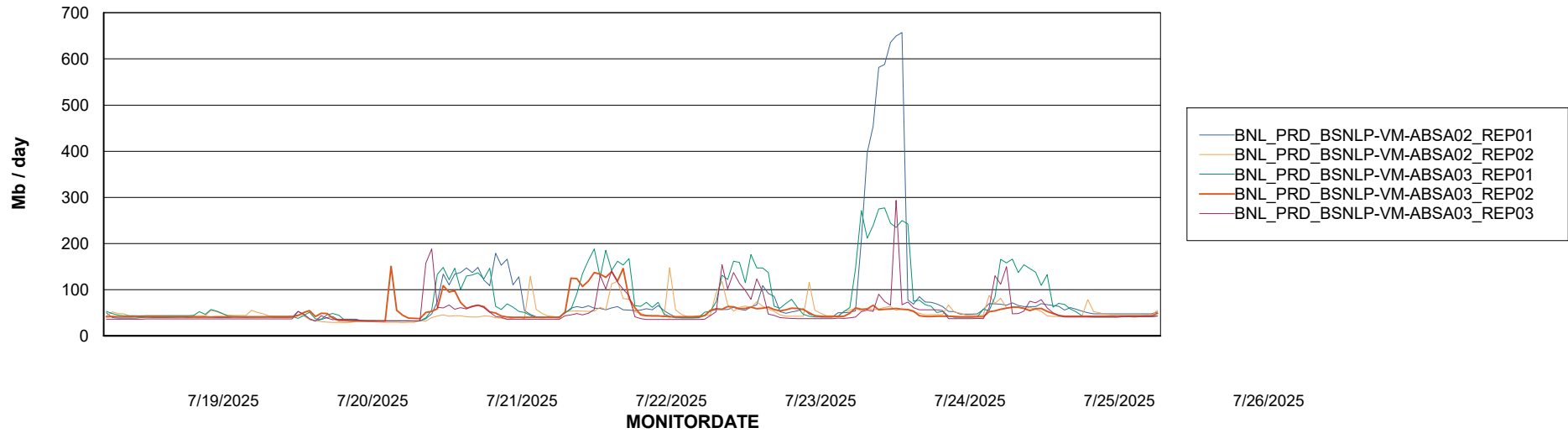
# Weekly SLA Customer Report

Customer BNL\_Production  
Database ID 83



## ABSSolute Application ReportServer Services

### Avg memory used per ReportServer Service



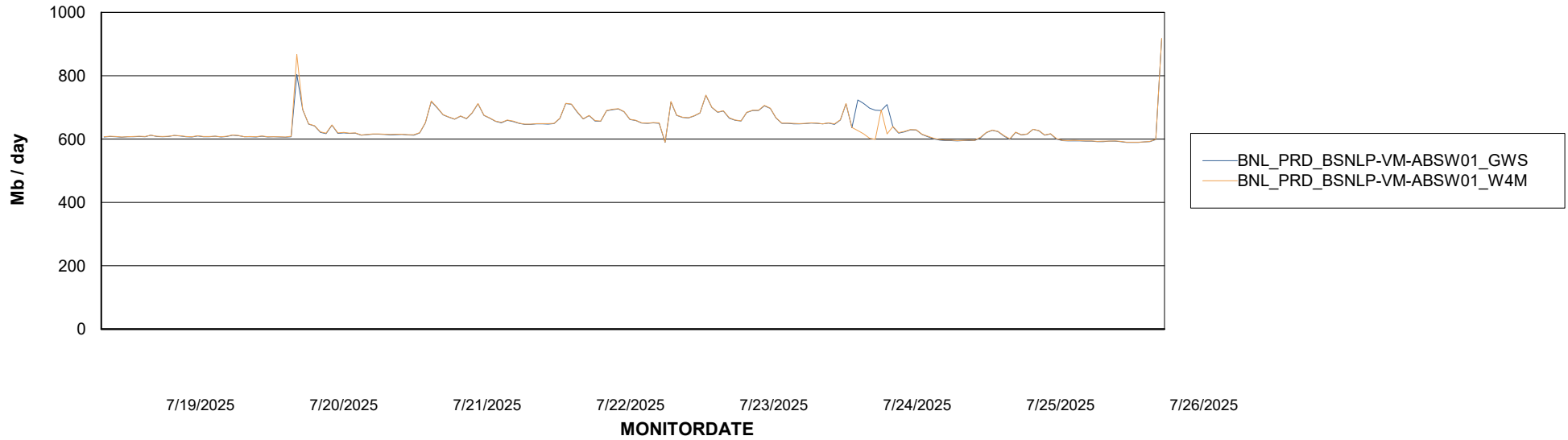
# Weekly SLA Customer Report

Customer BNL\_Production  
Database ID 83



## ABSSolute Web Component Services

### Avg memory used per ABS Web component



# Weekly SLA Customer Report

Customer BNL\_Production  
Database ID 83



### Disaster per ABS component

