

# Weekly SLA Customer Report

Customer NIX\_Production  
Database ID 51



## Harddisk Usage NIX\_PRD\_ABSAPP01

	Free disk space on C: (%)	Total disk space on C: (Gb)	Used disk space on C: (Gb)	Free disk space on E: (%)	Total disk space on E: (Gb)	Used disk space on E: (Gb)
7/19/2025	57	207	89	100	98	0
7/18/2025	57	207	89	100	98	0
7/17/2025	57	207	90	100	98	0
7/16/2025	57	207	90	100	98	0
7/15/2025	57	207	89	100	98	0
7/14/2025	57	207	90	100	98	0
7/13/2025	56	207	91	100	98	0

## Harddisk Usage NIX\_PRD\_ABSAPP04

	Free disk space on C: (%)	Total disk space on C: (Gb)	Used disk space on C: (Gb)
7/19/2025	32	127	86
7/18/2025	32	127	86
7/17/2025	32	127	86
7/16/2025	31	127	87
7/15/2025	30	127	89
7/14/2025	29	127	89
7/13/2025	29	127	89

# Weekly SLA Customer Report

Customer NIX\_Production  
Database ID 51



## Harddisk Usage NIX\_PRD\_ABSBI

	Free disk space on C: (%)	Total disk space on C: (Gb)	Used disk space on C: (Gb)	Free disk space on E: (%)	Total disk space on E: (Gb)	Used disk space on E: (Gb)
7/19/2025	55	179	81	24	700	529
7/18/2025	54	179	82	25	700	527
7/17/2025	54	179	82	25	700	527
7/16/2025	54	179	82	25	700	527
7/15/2025	55	179	82	25	700	527
7/14/2025	55	179	81	25	700	526
7/13/2025	54	179	82	26	700	518

## Harddisk Usage NIX\_PRD\_ABSDB01

	Free disk space on C: (%)	Total disk space on C: (Gb)	Used disk space on C: (Gb)	Free disk space on D: (%)	Total disk space on D: (Gb)	Used disk space on D: (Gb)	Free disk space on E: (%)	Total disk space on E: (Gb)	Used disk space on E: (Gb)	Free disk space on F: (%)
7/19/2025	85	554	84	20	586	468	36	605	388	81
7/18/2025	85	554	83	20	586	468	36	605	386	81
7/17/2025	85	554	83	20	586	468	36	605	386	81
7/16/2025	85	554	83	20	586	468	36	605	386	81
7/15/2025	85	554	85	20	586	468	36	605	386	81
7/14/2025	85	554	84	20	586	468	36	605	387	81
7/13/2025	85	554	86	20	586	468	36	605	388	81

# Weekly SLA Customer Report

Customer NIX\_Production  
Database ID 51



## Harddisk Usage NIX\_PRD\_ABSDB02

	Free disk space on C: (%)	Total disk space on C: (Gb)	Used disk space on C: (Gb)	Free disk space on D: (%)	Total disk space on D: (Gb)	Used disk space on D: (Gb)	Free disk space on E: (%)	Total disk space on E: (Gb)	Used disk space on E: (Gb)	Free disk space on F: (%)
7/19/2025	85	574	87	14	488	421	43	684	388	100
7/18/2025	85	574	86	14	488	421	44	684	386	100
7/17/2025	85	574	86	14	488	421	44	684	386	100
7/16/2025	85	574	86	14	488	421	44	684	386	100
7/15/2025	83	574	97	14	488	421	43	684	390	98
7/14/2025	85	574	86	14	488	421	44	684	386	100
7/13/2025	85	574	87	14	488	421	43	684	388	100

## Harddisk Usage NIX\_PRD\_ABSWEB02

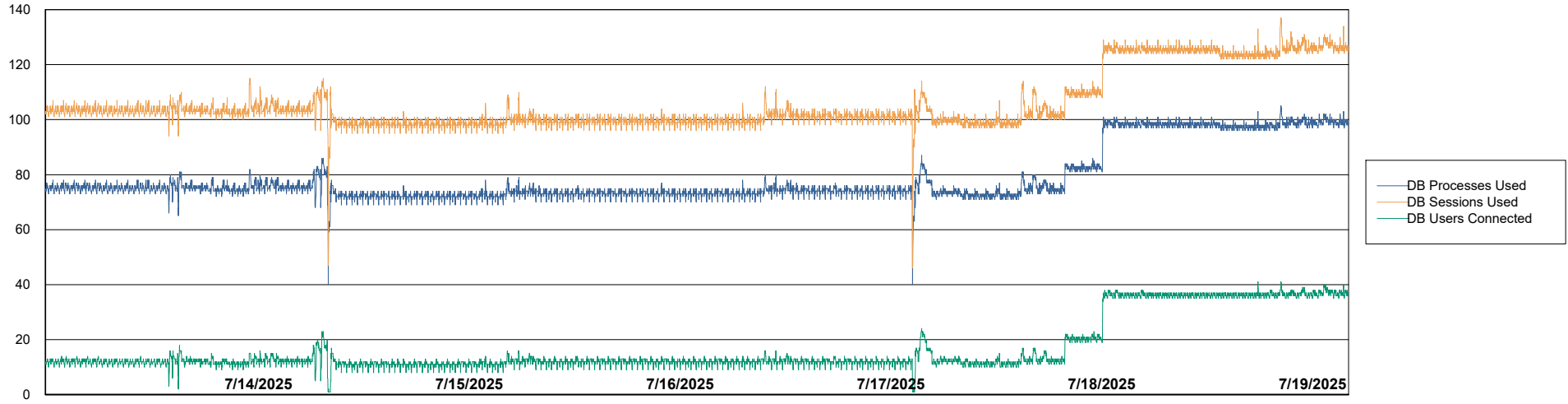
	Free disk space on C: (%)	Total disk space on C: (Gb)	Used disk space on C: (Gb)
7/19/2025	79	300	63
7/18/2025	79	300	63
7/17/2025	79	300	63
7/16/2025	79	300	63
7/15/2025	79	300	63
7/14/2025	79	300	63
7/13/2025	78	300	65

# Weekly SLA Customer Report

Customer NIX\_Production  
Database ID 51



## Database Performance NIX\_PRD\_ABSBI\_ABS1

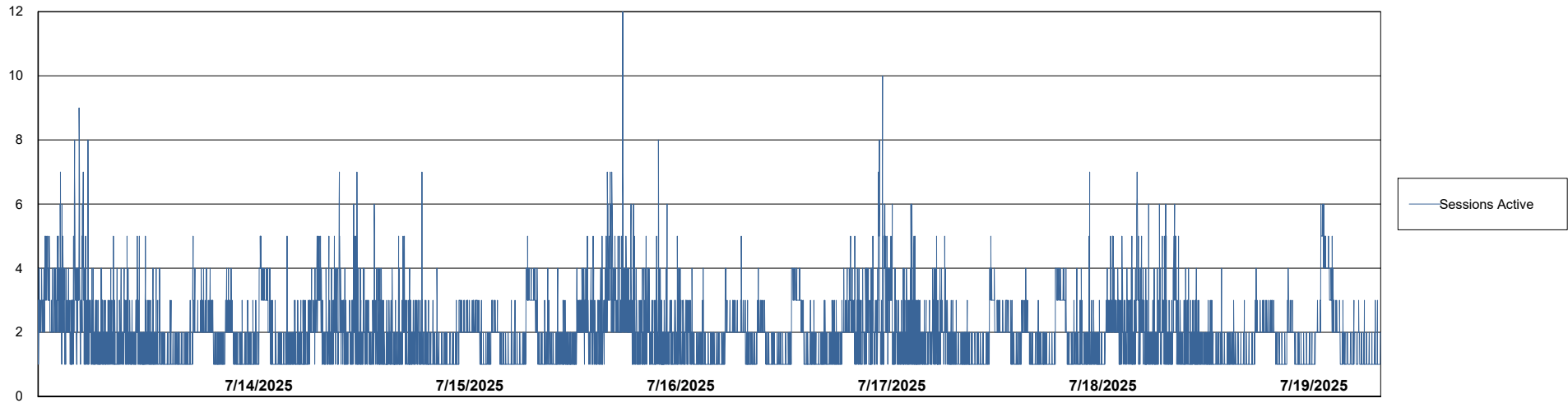
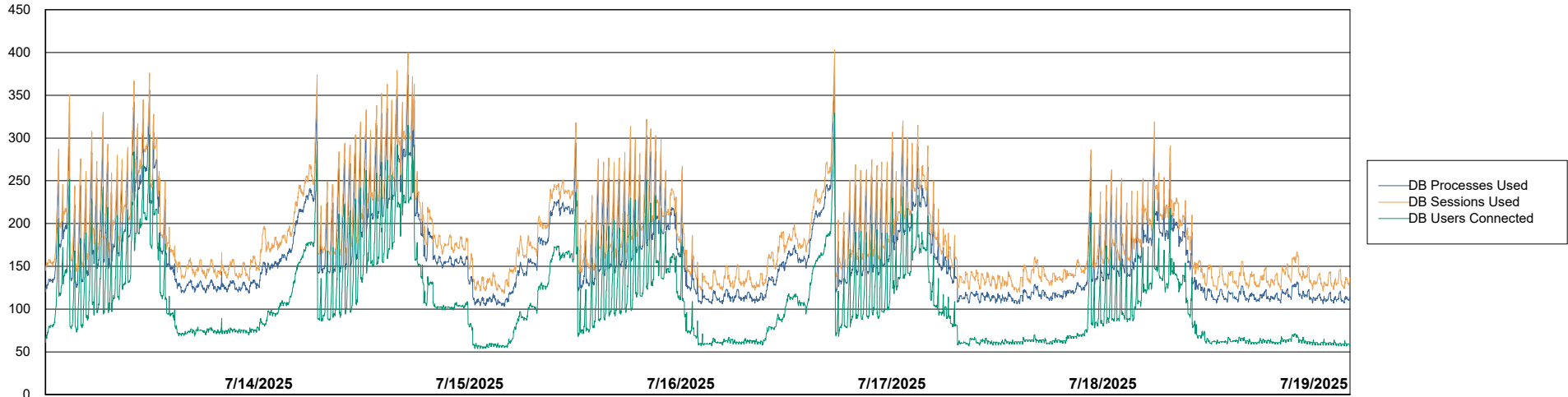


# Weekly SLA Customer Report

Customer NIX\_Production  
Database ID 51



## Database Performance NIX\_PRD\_ABSD01\_ABS1



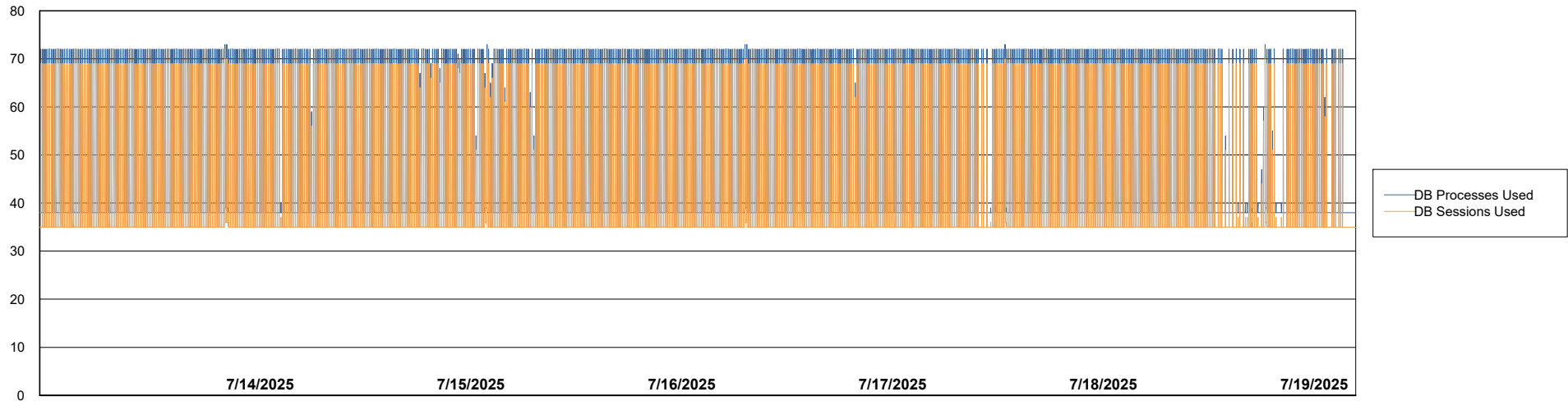
# Weekly SLA Customer Report

Customer NIX\_Production  
Database ID 51



Database Performance NIX\_PRD\_ABSDB02\_HSBABS1

DB Processes Max 300



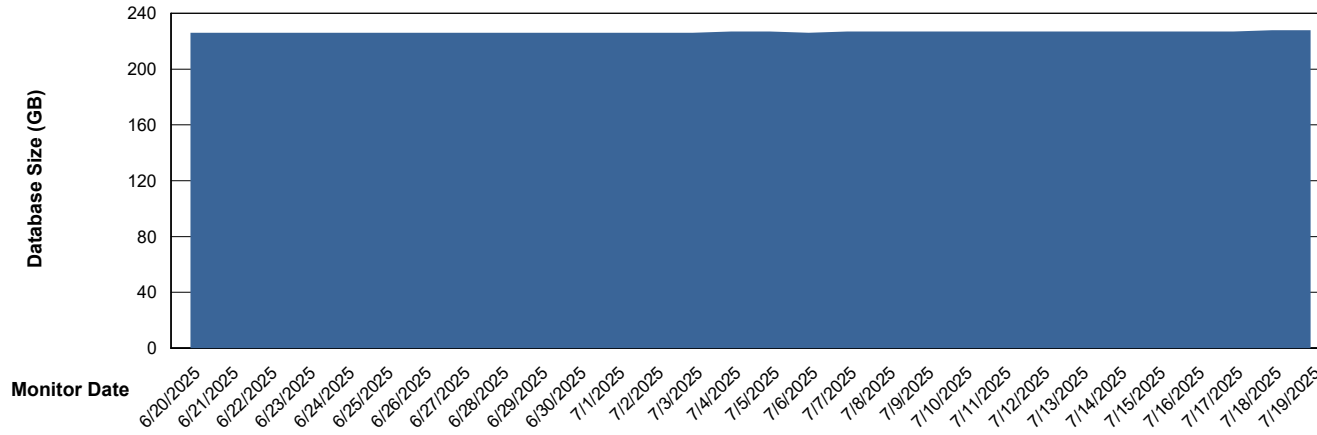
# Weekly SLA Customer Report

Customer NIX\_Production  
Database ID 51



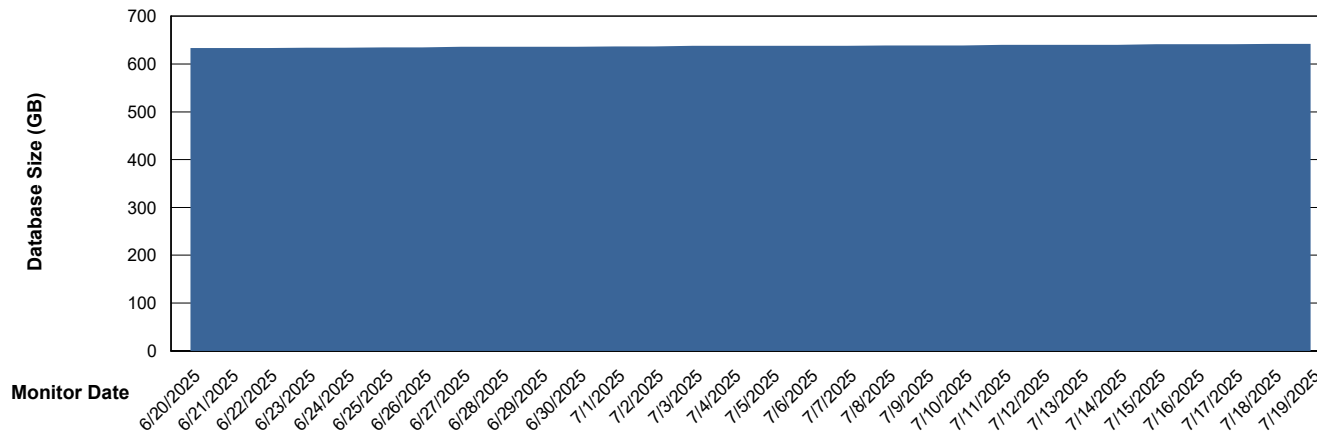
DATABASE SIZE NIX\_PRD\_ABSBI\_ABS1

### Database growth over last month



DATABASE SIZE NIX\_PRD\_ABSDB01\_ABS1

### Database growth over last month



# Weekly SLA Customer Report

Customer NIX\_Production  
Database ID 51



Database Tablespace NIX\_PRD\_ABSBI\_ABS1

Date	Tablespace Name	Filesize (Gb)	Usedsize (Gb)	Percentage free
7/19/2025	ABSDATA	119	99	17
	INDX	153	128	16
7/18/2025	ABSDATA	119	99	17
	INDX	153	128	16
7/17/2025	ABSDATA	119	98	17
	INDX	153	128	16
7/16/2025	ABSDATA	119	98	17
	INDX	153	128	17
7/15/2025	ABSDATA	119	98	17
	INDX	153	128	17
7/14/2025	ABSDATA	119	98	17
	INDX	153	128	17
7/13/2025	ABSDATA	119	98	17
	INDX	153	127	17

# Weekly SLA Customer Report

Customer NIX\_Production  
 Database ID 51



Database Tablespace NIX\_PRD\_ABSD01\_ABS1

Date	Tablespace Name	Filesize (Gb)	Usedsize (Gb)	Percentage free
7/19/2025	ABSDATA	369	315	15
	INDX	360	299	17
7/18/2025	ABSDATA	369	315	15
	INDX	360	299	17
7/17/2025	ABSDATA	369	315	15
	INDX	360	299	17
7/16/2025	ABSDATA	369	315	15
	INDX	360	299	17
7/15/2025	ABSDATA	369	314	15
	INDX	360	299	17
7/14/2025	ABSDATA	369	314	15
	INDX	360	299	17
7/13/2025	ABSDATA	369	313	15
	INDX	360	299	17

BI Status and last ETL error for NIX\_PRD\_ABSBI\_ABS1

	Mon 14/7/2025	Tue 15/7/2025	Wed 16/7/2025	Thu 17/7/2025	Fri 18/7/2025	Sat 19/7/2025
<b>ABS DataWarehouse ETL Health</b>	OK	OK	OK	OK	OK	OK
<b>ABS DWHStaging ETL Health</b>	OK	OK	OK	OK	OK	OK

# Weekly SLA Customer Report

Customer NIX\_Production  
Database ID 51



BI last ETL error for	NIX_PRD_ABSBI_ABS1
-----------------------	--------------------

Sat, 19-07-2025	None
Tue, 15-07-2025	None
Sat, 19-07-2025	None
Tue, 15-07-2025	None
Thu, 17-07-2025	None
Sun, 13-07-2025	None
Mon, 14-07-2025	None
Wed, 16-07-2025	None
Fri, 18-07-2025	None
Fri, 18-07-2025	None
Mon, 14-07-2025	None
Wed, 16-07-2025	None
Thu, 17-07-2025	None
Sun, 13-07-2025	None

# Weekly SLA Customer Report

Customer NIX\_Production  
Database ID 51



Standby Database Health NIX\_Production

## Recovery lag for last 7 days



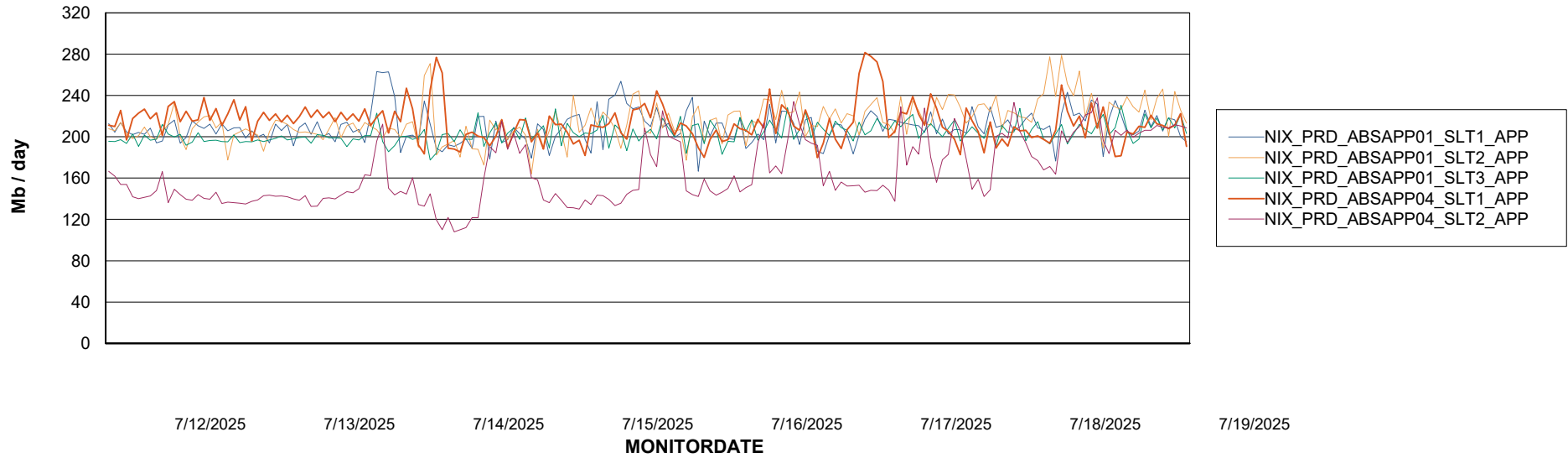
# Weekly SLA Customer Report

Customer NIX\_Production  
Database ID 51

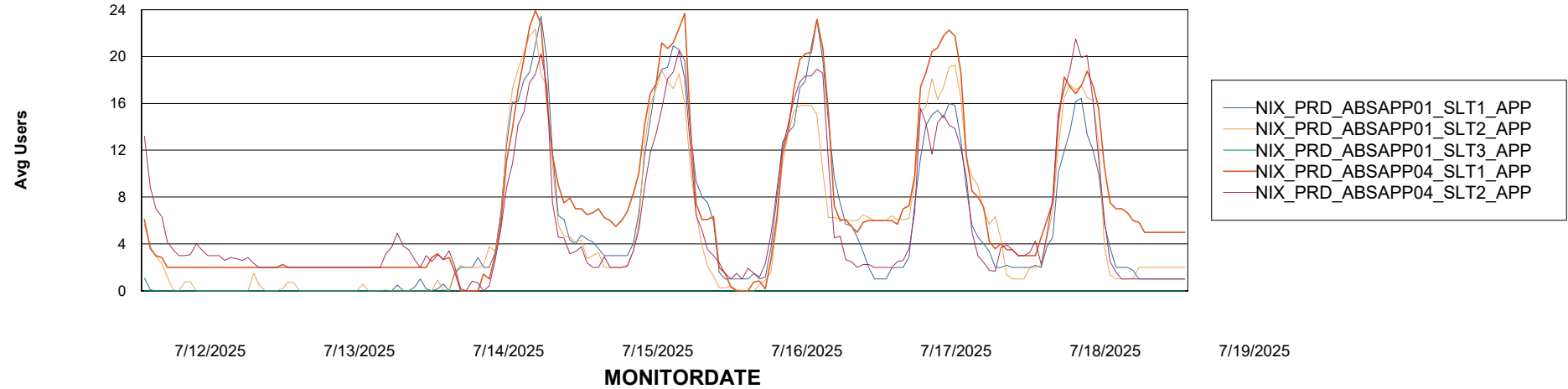


## ABSSolute Application Server Services

### Avg memory used per ABS Server Service



### Avg users per day per ABS server



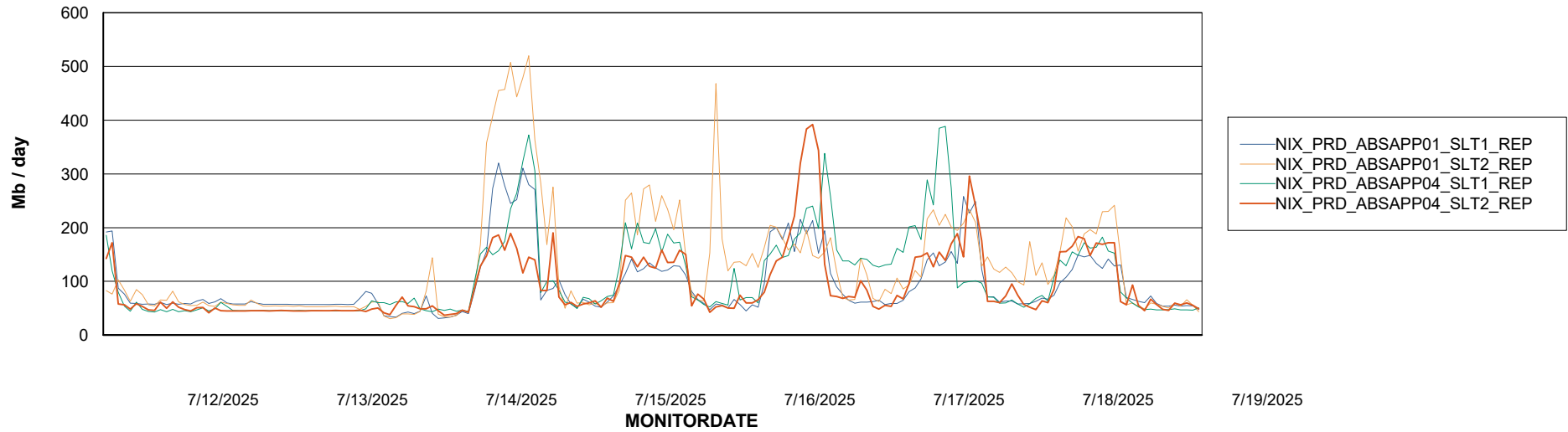
# Weekly SLA Customer Report

Customer NIX\_Production  
Database ID 51



## ABSSolute Application ReportServer Services

### Avg memory used per ReportServer Service



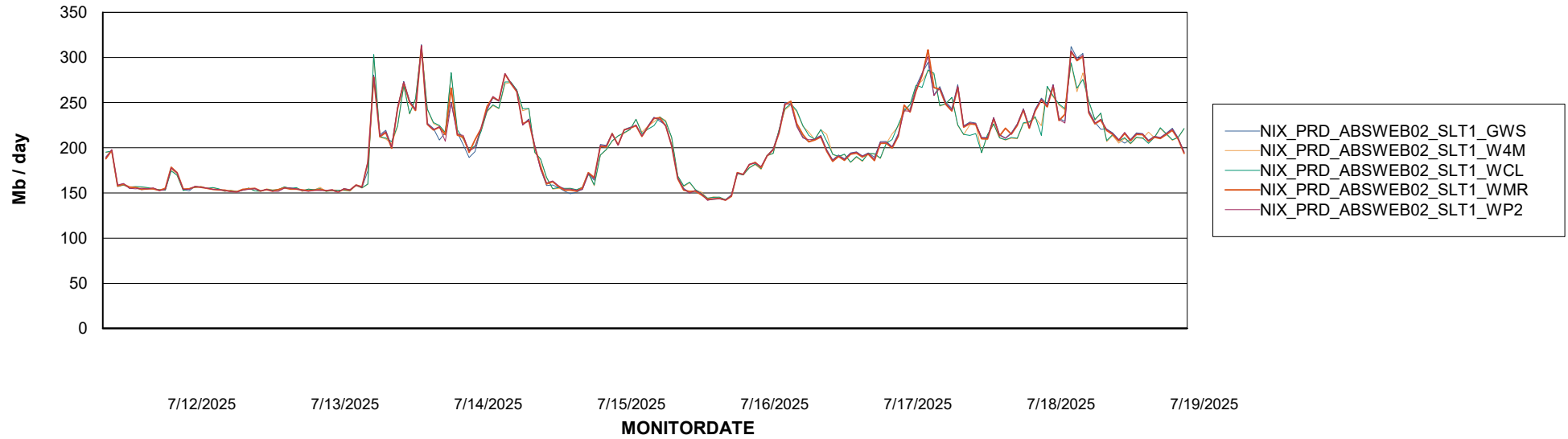
# Weekly SLA Customer Report

Customer NIX\_Production  
Database ID 51



## ABSolute Web Component Services

### Avg memory used per ABS Web component



# Weekly SLA Customer Report

Customer NIX\_Production  
Database ID 51



## Disaster per ABS component

