

Weekly SLA Customer Report

Customer BNL_Production
Database ID 83



Harddisk Usage BNL_PRD_BSNLP-VM-ABSD02

	Free disk space on C: (%)	Total disk space on C: (Gb)	Used disk space on C: (Gb)	Free disk space on D: (%)	Total disk space on D: (Gb)	Used disk space on D: (Gb)	Free disk space on E: (%)	Total disk space on E: (Gb)	Used disk space on E: (Gb)	Free disk space on F: (%)
7/12/2025	49	127	65	69	1,512	463	85	500	77	80
7/11/2025	49	127	64	73	1,512	407	87	500	65	80
7/10/2025	49	127	64	73	1,512	410	88	500	58	80
7/9/2025	49	127	65	73	1,512	405	88	500	59	80
7/8/2025	49	127	65	73	1,512	409	89	500	53	80
7/7/2025	48	127	65	73	1,512	413	88	500	61	80
7/6/2025	49	127	65	70	1,512	455	89	500	53	80

Harddisk Usage BNL_PRD_BSNLP-VM-ABSD03

	Free disk space on C: (%)	Total disk space on C: (Gb)	Used disk space on C: (Gb)	Free disk space on D: (%)	Total disk space on D: (Gb)	Used disk space on D: (Gb)	Free disk space on E: (%)	Total disk space on E: (Gb)	Used disk space on E: (Gb)	Free disk space on F: (%)
7/12/2025	50	127	63	78	1,512	336	77	500	117	80
7/11/2025	51	127	62	81	1,512	292	77	500	116	80
7/10/2025	47	127	68	81	1,512	292	77	500	115	80
7/9/2025	44	127	71	81	1,512	290	77	500	115	80
7/8/2025	44	127	71	81	1,512	290	77	500	117	80
7/7/2025	44	127	71	81	1,512	292	76	500	122	80
7/6/2025	44	127	71	81	1,512	292	77	500	117	80

Weekly SLA Customer Report

Customer BNL_Production
Database ID 83



Harddisk Usage BNL_PRD_bsnlp-vm-absw01

	Free disk space on C: (%)	Total disk space on C: (Gb)	Used disk space on C: (Gb)	Free disk space on D: (%)	Total disk space on D: (Gb)	Used disk space on D: (Gb)	Free disk space on E: (%)	Total disk space on E: (Gb)	Used disk space on E: (Gb)
7/12/2025	76	127	31	98	128	3	91	16	1
7/11/2025	76	127	31	98	128	3	91	16	1
7/10/2025	77	127	29	98	128	3	91	16	1
7/9/2025	77	127	29	98	128	3	91	16	1
7/8/2025	77	127	29	98	128	3	91	16	1
7/7/2025	77	127	29	98	128	3	91	16	1
7/6/2025	77	127	29	98	128	3	91	16	1

Harddisk Usage BNL_PRD_vm-absa01

	Free disk space on C: (%)	Total disk space on C: (Gb)	Used disk space on C: (Gb)	Free disk space on D: (%)	Total disk space on D: (Gb)	Used disk space on D: (Gb)	Free disk space on E: (%)	Total disk space on E: (Gb)	Used disk space on E: (Gb)
7/12/2025	65	127	45	91	127	11	92	64	5
7/11/2025	65	127	45	91	127	11	92	64	5
7/10/2025	66	127	43	91	127	11	92	64	5
7/9/2025	66	127	43	91	127	12	92	64	5
7/8/2025	66	127	43	91	127	12	92	64	5
7/7/2025	66	127	43	91	127	12	92	64	5
7/6/2025	66	127	43	91	127	11	92	64	5

Weekly SLA Customer Report

Customer BNL_Production
Database ID 83



Harddisk Usage BNL_PRD_vm-absa02

	Free disk space on C: (%)	Total disk space on C: (Gb)	Used disk space on C: (Gb)	Free disk space on D: (%)	Total disk space on D: (Gb)	Used disk space on D: (Gb)	Free disk space on E: (%)	Total disk space on E: (Gb)	Used disk space on E: (Gb)
7/12/2025	71	127	37	85	127	19	92	64	5
7/11/2025	71	127	37	85	127	19	92	64	5
7/10/2025	72	127	35	85	127	19	92	64	5
7/9/2025	72	127	35	85	127	19	92	64	5
7/8/2025	72	127	35	85	127	19	92	64	5
7/7/2025	72	127	35	85	127	19	92	64	5
7/6/2025	72	127	35	85	127	19	92	64	5

Harddisk Usage BNL_PRD_vm-absa03

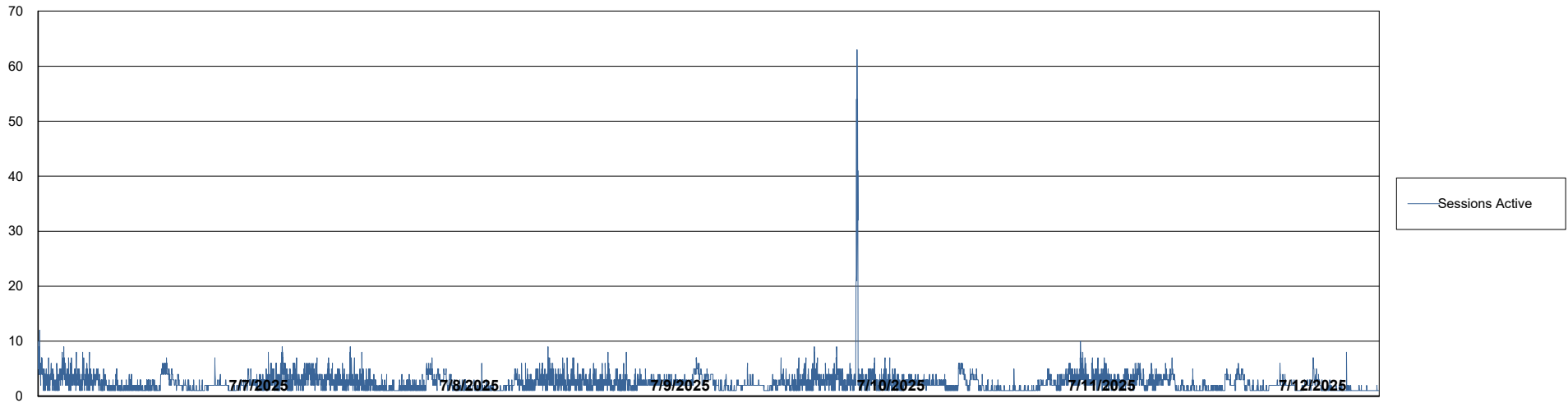
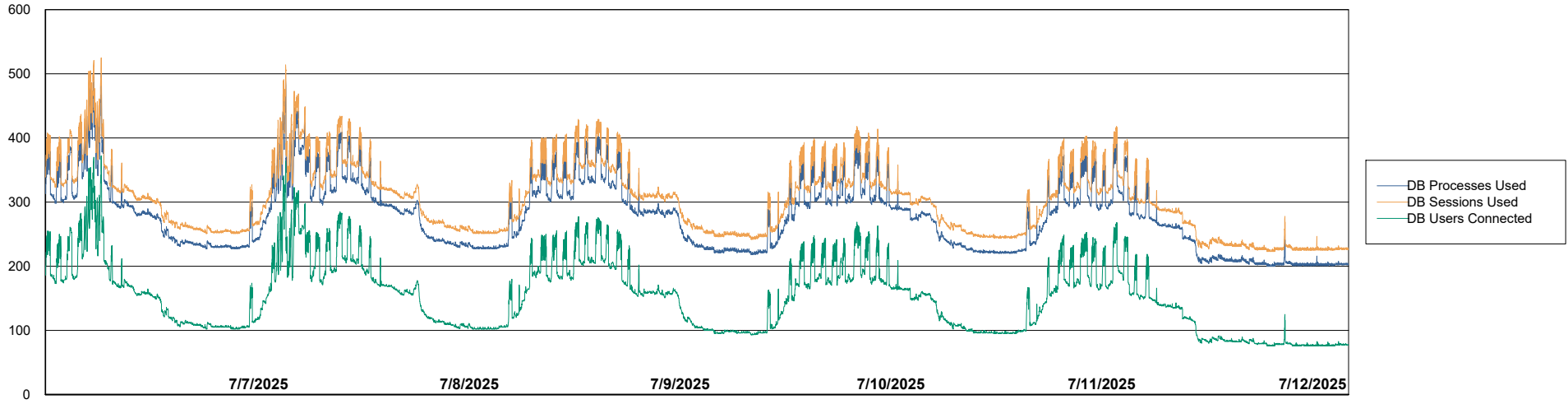
	Free disk space on C: (%)	Total disk space on C: (Gb)	Used disk space on C: (Gb)	Free disk space on D: (%)	Total disk space on D: (Gb)	Used disk space on D: (Gb)	Free disk space on E: (%)	Total disk space on E: (Gb)	Used disk space on E: (Gb)
7/12/2025	66	127	43	54	127	58	92	64	5
7/11/2025	66	127	43	54	127	58	92	64	5
7/10/2025	67	127	42	54	127	58	92	64	5
7/9/2025	67	127	42	54	127	58	92	64	5
7/8/2025	67	127	42	54	127	58	92	64	5
7/7/2025	67	127	42	54	127	58	92	64	5
7/6/2025	67	127	42	54	127	58	92	64	5

Weekly SLA Customer Report

Customer BNL_Production
Database ID 83



Database Performance BNLDB_Production



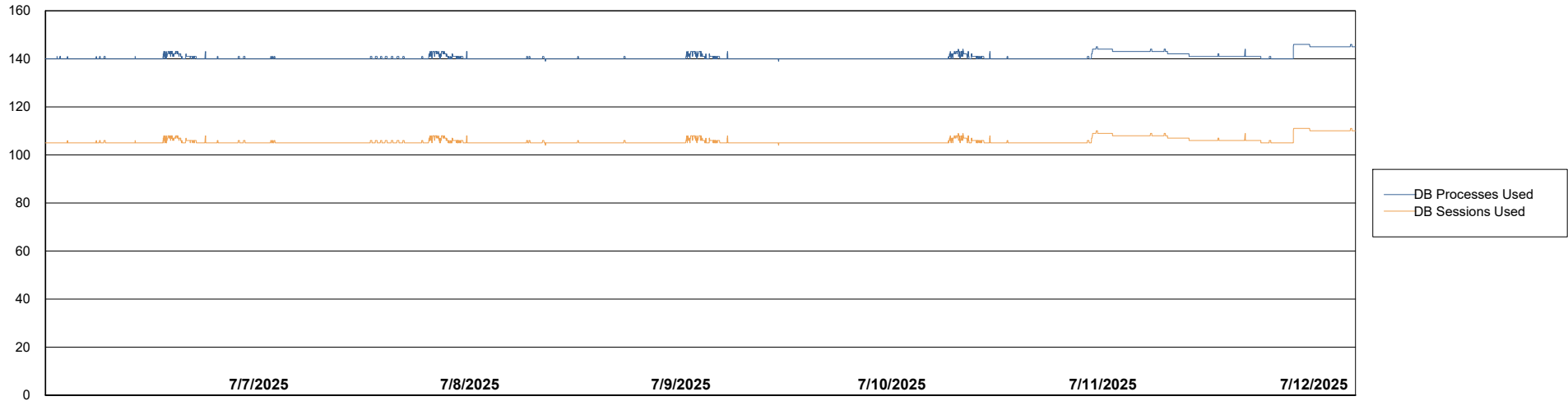
Weekly SLA Customer Report

Customer BNL_Production
Database ID 83



Database Performance BNLDB_Standby

DB Processes Max 4
DB Processes Max 0
DB Processes Max 1,000



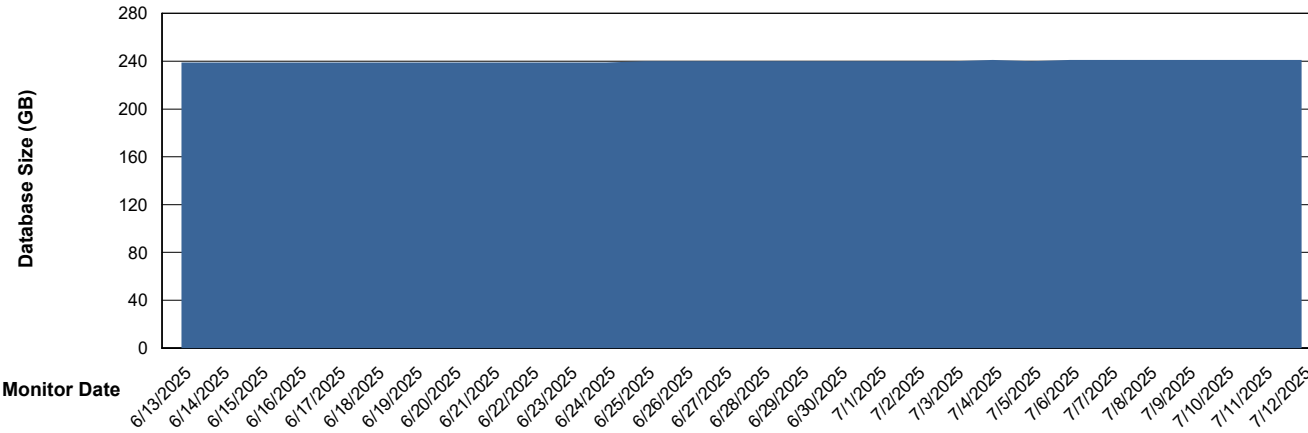
Weekly SLA Customer Report

Customer BNL_Production
 Database ID 83



DATABASE SIZE BNLDB_Production

Database growth over last month



Database Tablespace BNLDB_Production

Date	Tablespace Name	Filesize (Gb)	Usedsize (Gb)	Percentage free
7/12/2025	ABSDATA	105	68	36
	INDX	200	164	18
7/11/2025	ABSDATA	105	68	36
	INDX	200	164	18
7/10/2025	ABSDATA	105	68	36
	INDX	200	163	18
7/9/2025	ABSDATA	105	68	36
	INDX	200	163	18
7/8/2025	ABSDATA	105	68	36
	INDX	200	163	18
7/7/2025	ABSDATA	105	68	36
	INDX	200	163	18
7/6/2025	ABSDATA	105	68	36
	INDX	200	163	18

Weekly SLA Customer Report

Customer BNL_Production
Database ID 83



Standby Database Health BNL_Production

Recovery lag for last 7 days



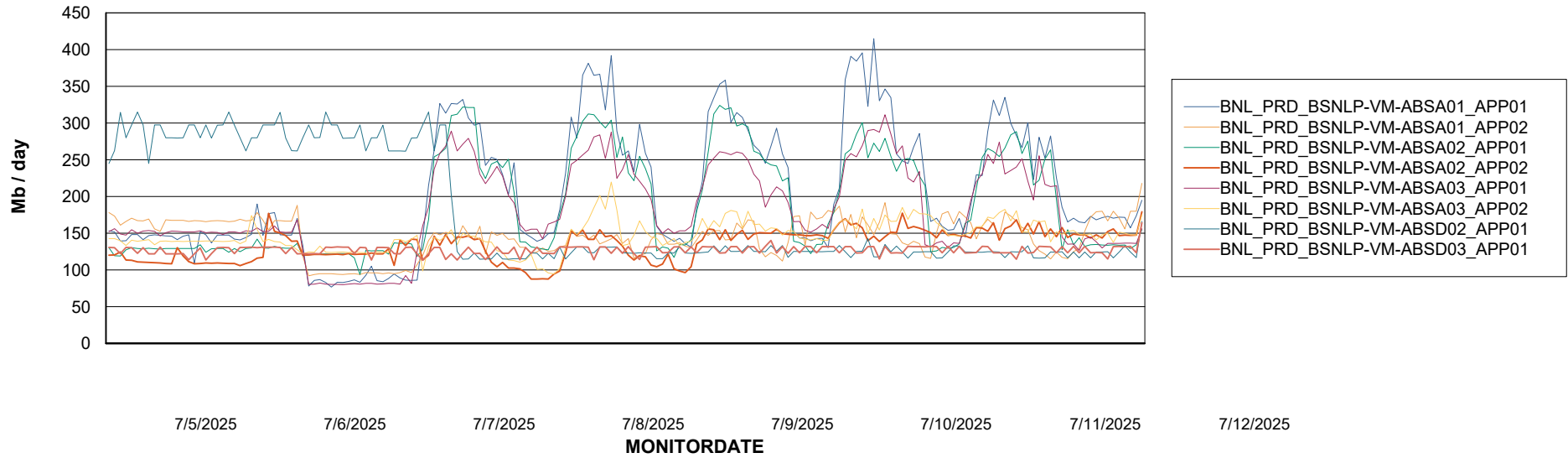
Weekly SLA Customer Report

Customer BNL_Production
Database ID 83

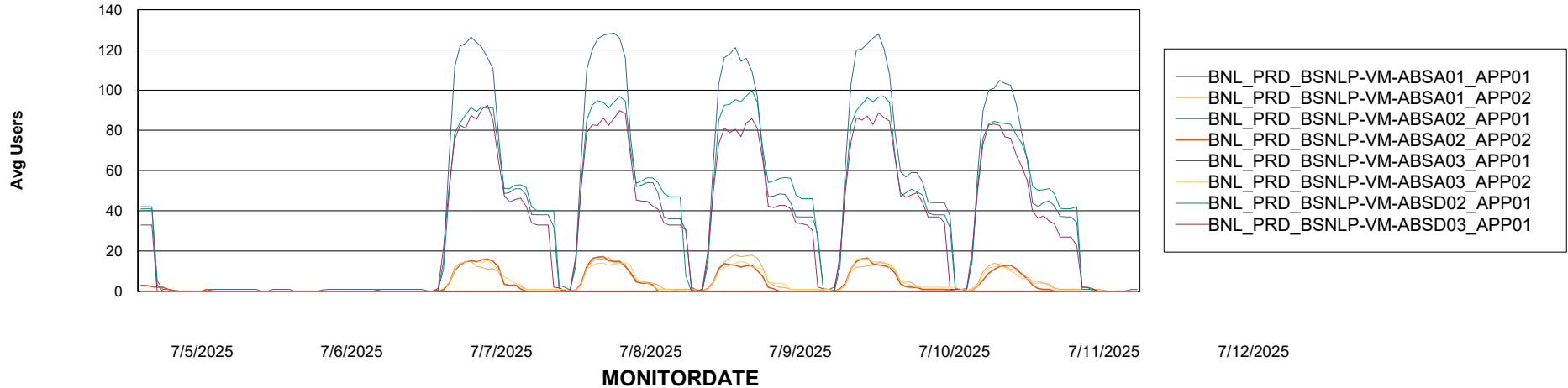


ABSSolute Application Server Services

Avg memory used per ABS Server Service



Avg users per day per ABS server



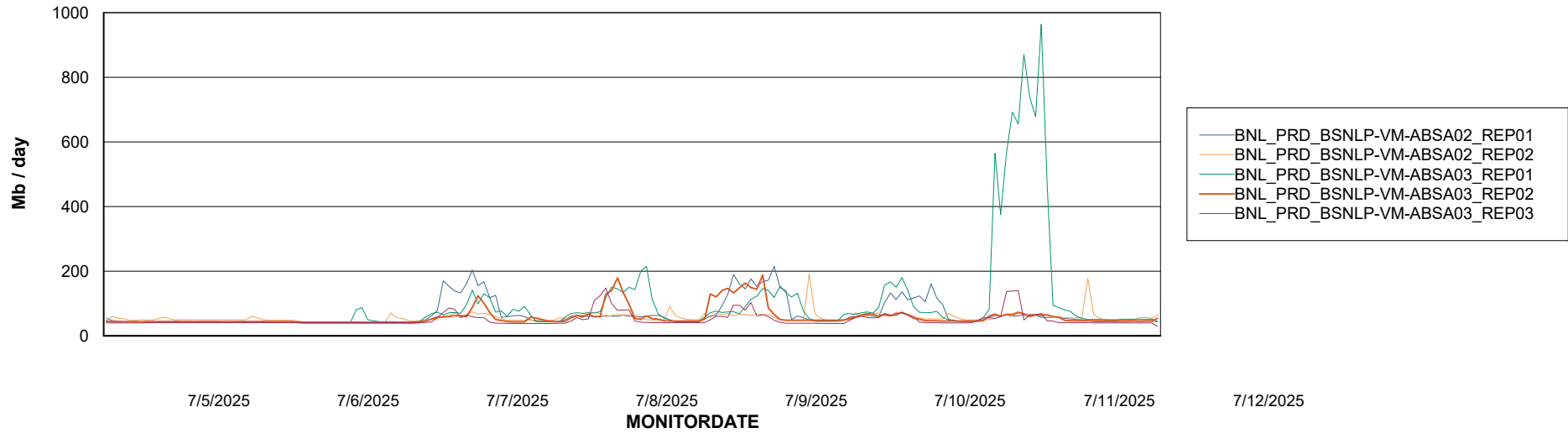
Weekly SLA Customer Report

Customer BNL_Production
Database ID 83



ABSSolute Application ReportServer Services

Avg memory used per ReportServer Service



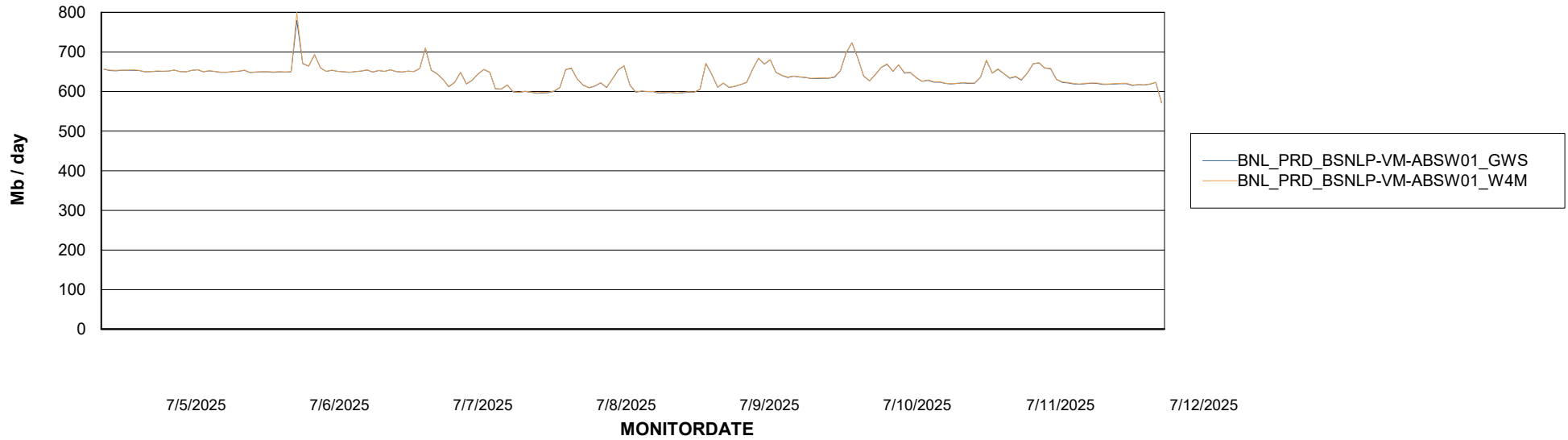
Weekly SLA Customer Report

Customer BNL_Production
Database ID 83



ABSolute Web Component Services

Avg memory used per ABS Web component



Weekly SLA Customer Report

Customer BNL_Production
Database ID 83



Disaster per ABS component

