

Weekly SLA Customer Report

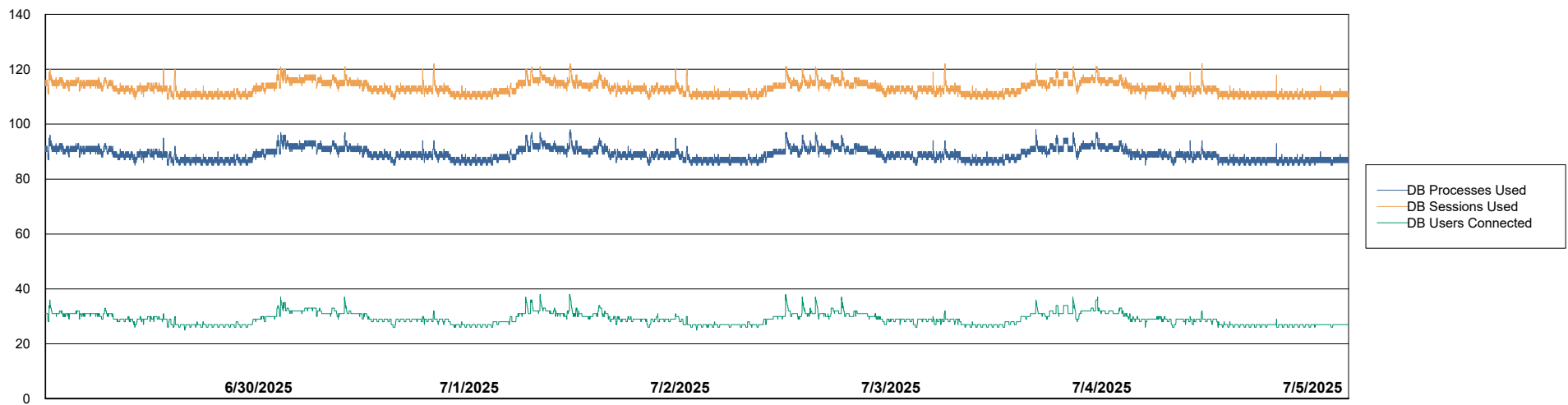
Customer RAS_Production
 Database ID 189



Harddisk Usage RAS_PRD_NEDLIN-ST-APP01

	Free disk space on C: (%)	Total disk space on C: (Gb)	Used disk space on C: (Gb)	Free disk space on D: (%)	Total disk space on D: (Gb)	Used disk space on D: (Gb)	Free disk space on E: (%)	Total disk space on E: (Gb)	Used disk space on E: (Gb)
7/5/2025	43	249	141	21	310	245	78	100	22
7/4/2025	44	249	141	21	310	245	78	100	22
7/3/2025	44	249	140	21	310	245	77	100	23
7/2/2025	44	249	140	21	310	245	74	100	26
7/1/2025	44	249	139	21	310	245	73	100	27
6/30/2025	45	249	138	21	310	245	70	100	30
6/29/2025	45	249	138	21	310	245	70	100	30

Database Performance RAS_PRD_NEDLIN-ST-APP01_ABS1



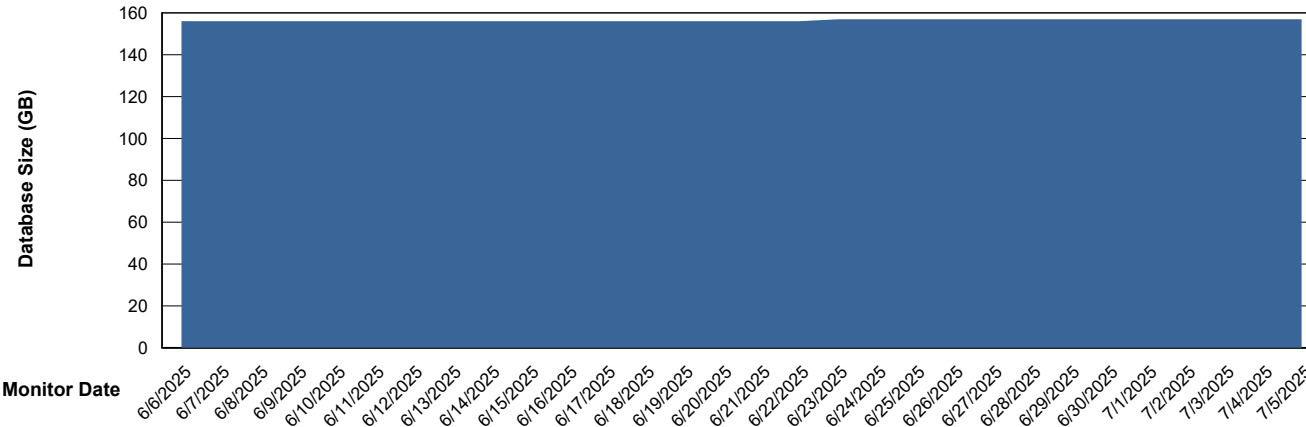
Weekly SLA Customer Report

Customer RAS_Production
 Database ID 189



DATABASE SIZE RAS_PRD_NEDLIN-ST-APP01_ABS1

Database growth over last month



Database Tablespace RAS_PRD_NEDLIN-ST-APP01_ABS1

Date	Tablespace Name	Filesize (Gb)	Usedsize (Gb)	Percentage free
7/5/2025	ABSDATA	60	40	33
	INDX	128	101	21
7/4/2025	ABSDATA	60	40	33
	INDX	128	101	21
7/3/2025	ABSDATA	60	40	33
	INDX	128	101	21
7/2/2025	ABSDATA	60	40	33
	INDX	128	101	21
7/1/2025	ABSDATA	60	40	33
	INDX	128	101	21
6/30/2025	ABSDATA	60	40	33
	INDX	128	101	21
6/29/2025	ABSDATA	60	40	33
	INDX	128	101	21

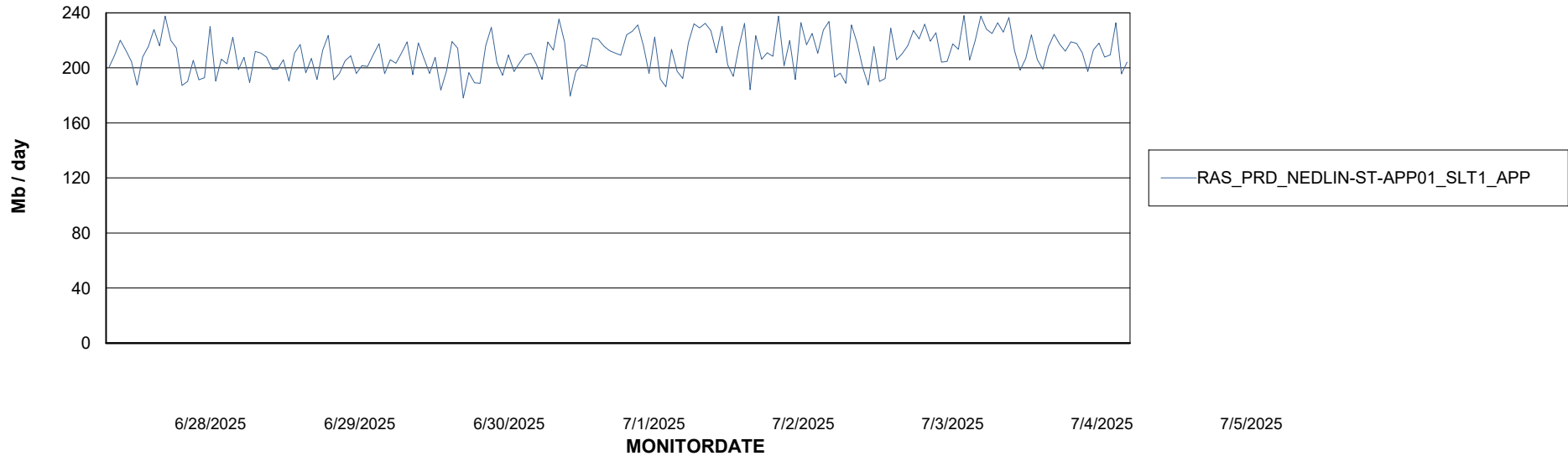
Weekly SLA Customer Report

Customer RAS_Production
Database ID 189

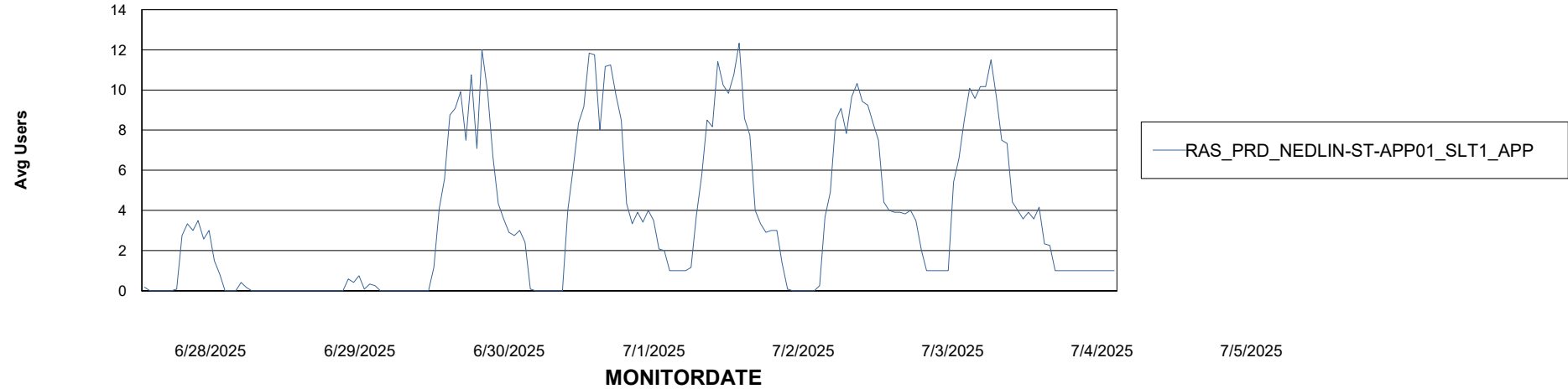


ABSSolute Application Server Services

Avg memory used per ABS Server Service



Avg users per day per ABS server



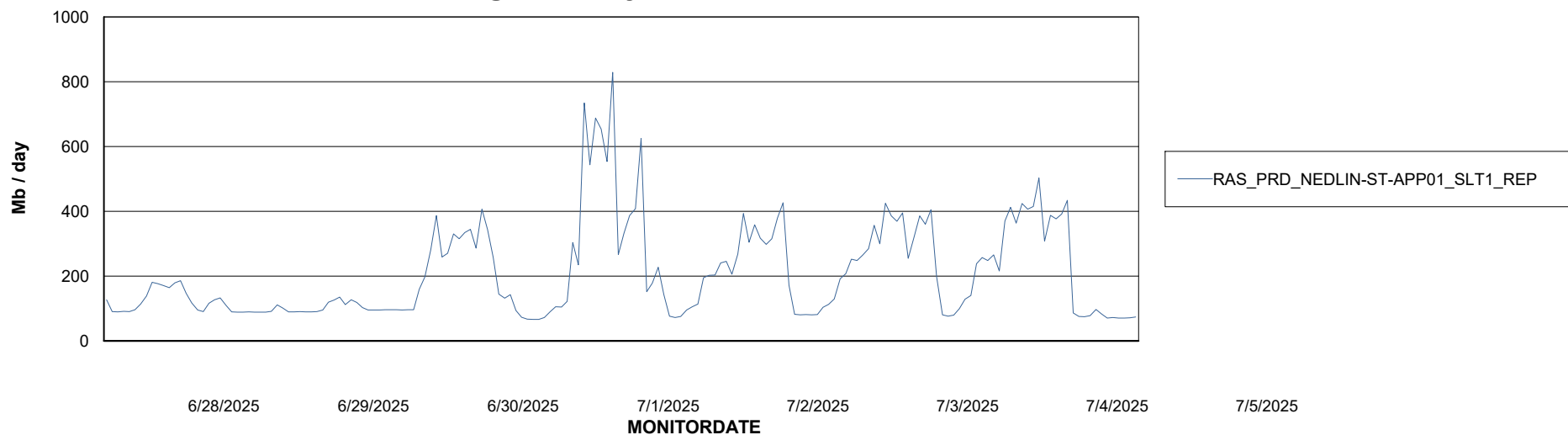
Weekly SLA Customer Report

Customer RAS_Production
Database ID 189



ABSSolute Application ReportServer Services

Avg memory used per ReportServer Service



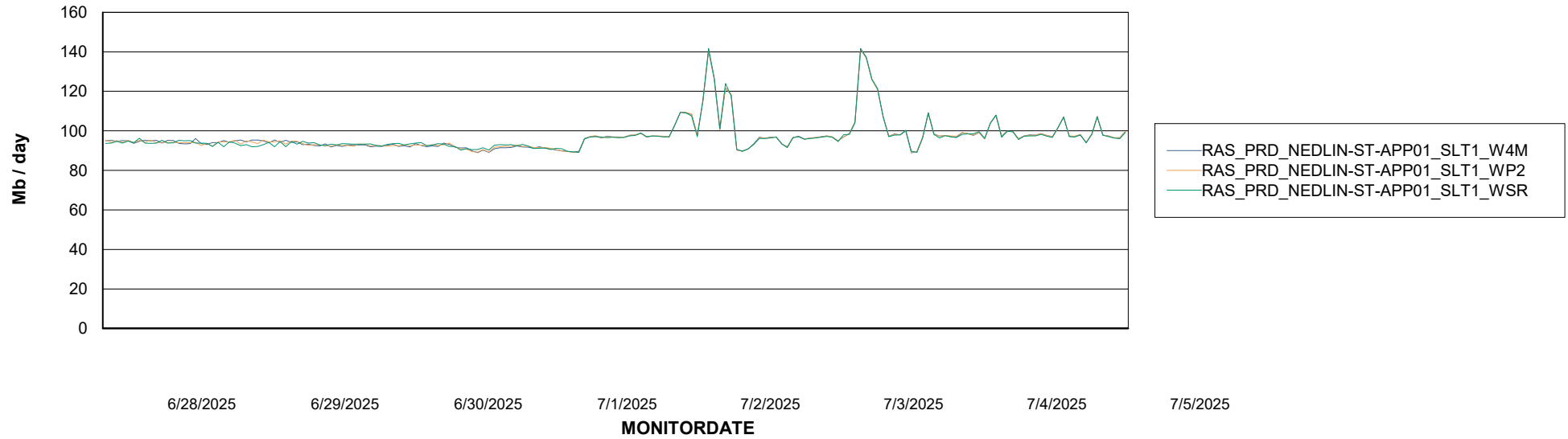
Weekly SLA Customer Report

Customer RAS_Production
Database ID 189



ABSSolute Web Component Services

Avg memory used per ABS Web component



Weekly SLA Customer Report

Customer RAS_Production
Database ID 189



Disaster per ABS component

