

# Weekly SLA Customer Report

Customer NIX\_Production  
Database ID 51



Harddisk Usage NIX\_PRD\_ABSAPP01

	Free disk space on C: (%)	Total disk space on C: (Gb)	Used disk space on C: (Gb)	Free disk space on E: (%)	Total disk space on E: (Gb)	Used disk space on E: (Gb)
7/5/2025	59	207	86	100	98	0
7/4/2025	59	207	86	100	98	0
7/3/2025	59	207	85	100	98	0
7/2/2025	59	207	85	100	98	0
7/1/2025	59	207	85	100	98	0
6/30/2025	59	207	85	100	98	0
6/29/2025	59	207	85	100	98	0

Harddisk Usage NIX\_PRD\_ABSAPP04

	Free disk space on C: (%)	Total disk space on C: (Gb)	Used disk space on C: (Gb)
7/5/2025	34	127	83
7/4/2025	34	127	83
7/3/2025	34	127	83
7/2/2025	35	127	83
7/1/2025	35	127	83
6/30/2025	34	127	83
6/29/2025	32	127	85

# Weekly SLA Customer Report

Customer NIX\_Production  
Database ID 51



## Harddisk Usage NIX\_PRD\_ABSBI

	Free disk space on C: (%)	Total disk space on C: (Gb)	Used disk space on C: (Gb)	Free disk space on E: (%)	Total disk space on E: (Gb)	Used disk space on E: (Gb)
7/5/2025	55	179	81	28	700	502
7/4/2025	55	179	81	29	700	499
7/3/2025	55	179	80	29	700	499
7/2/2025	55	179	80	29	700	499
7/1/2025	55	179	80	29	700	499
6/30/2025	55	179	80	29	700	499
6/29/2025	55	179	80	29	700	500

## Harddisk Usage NIX\_PRD\_ABSDB01

	Free disk space on C: (%)	Total disk space on C: (Gb)	Used disk space on C: (Gb)	Free disk space on D: (%)	Total disk space on D: (Gb)	Used disk space on D: (Gb)	Free disk space on E: (%)	Total disk space on E: (Gb)	Used disk space on E: (Gb)	Free disk space on F: (%)
7/5/2025	85	554	82	20	586	468	36	605	386	81
7/4/2025	85	554	82	20	586	468	36	605	387	81
7/3/2025	85	554	82	20	586	468	36	605	387	81
7/2/2025	85	554	81	20	586	468	36	605	386	81
7/1/2025	85	554	81	20	586	468	36	605	386	81
6/30/2025	85	554	81	20	586	468	36	605	386	81
6/29/2025	85	554	81	20	586	468	36	605	388	81

# Weekly SLA Customer Report

Customer NIX\_Production  
Database ID 51



## Harddisk Usage NIX\_PRD\_ABSDB02

	Free disk space on C: (%)	Total disk space on C: (Gb)	Used disk space on C: (Gb)	Free disk space on D: (%)	Total disk space on D: (Gb)	Used disk space on D: (Gb)	Free disk space on E: (%)	Total disk space on E: (Gb)	Used disk space on E: (Gb)	Free disk space on F: (%)
7/5/2025	85	574	84	14	488	421	44	684	386	100
7/4/2025	85	574	85	14	488	421	43	684	387	100
7/3/2025	85	574	85	14	488	421	43	684	387	100
7/2/2025	85	574	85	14	488	421	43	684	386	100
7/1/2025	85	574	85	14	488	421	44	684	386	100
6/30/2025	85	574	84	14	488	421	44	684	385	100
6/29/2025	85	574	84	14	488	421	43	684	388	100

## Harddisk Usage NIX\_PRD\_ABSWEB02

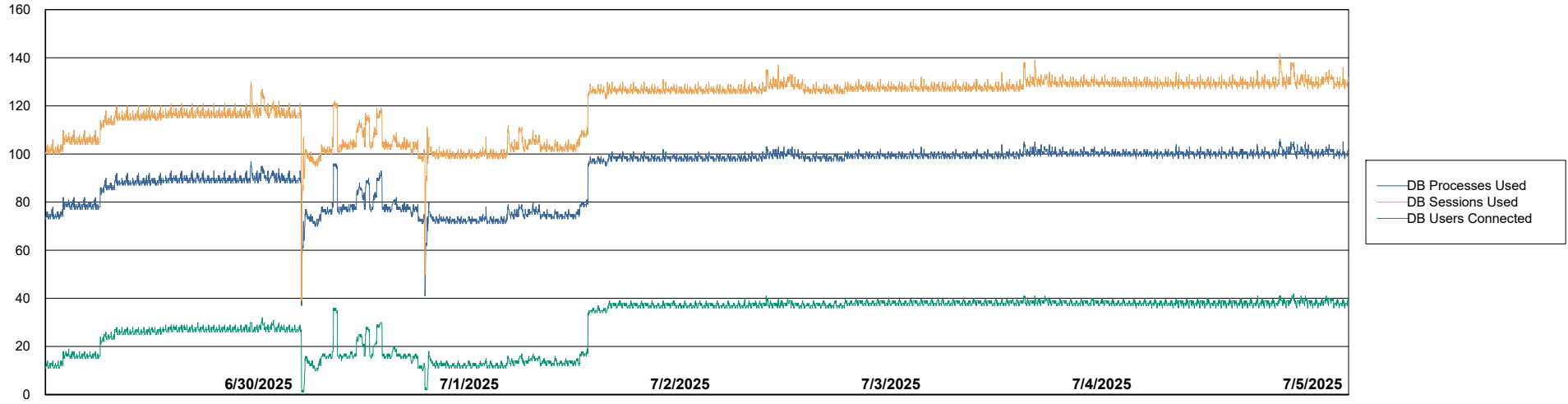
	Free disk space on C: (%)	Total disk space on C: (Gb)	Used disk space on C: (Gb)
7/5/2025	80	300	61
7/4/2025	80	300	61
7/3/2025	80	300	61
7/2/2025	80	300	61
7/1/2025	80	300	61
6/30/2025	80	300	61
6/29/2025	80	300	61

# Weekly SLA Customer Report

Customer NIX\_Production  
Database ID 51



## Database Performance NIX\_PRD\_ABSBI\_ABS1

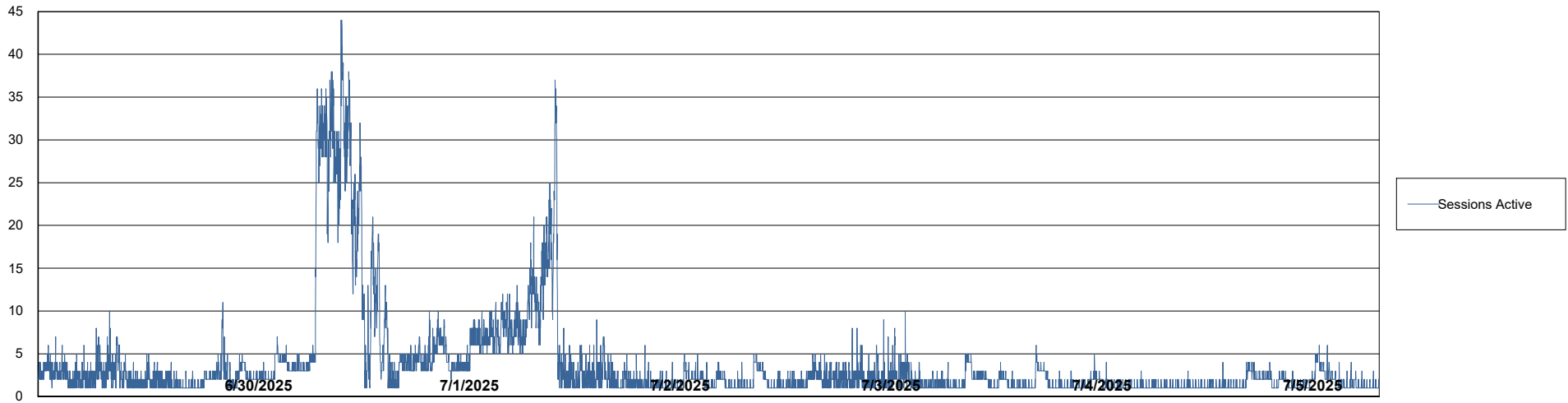
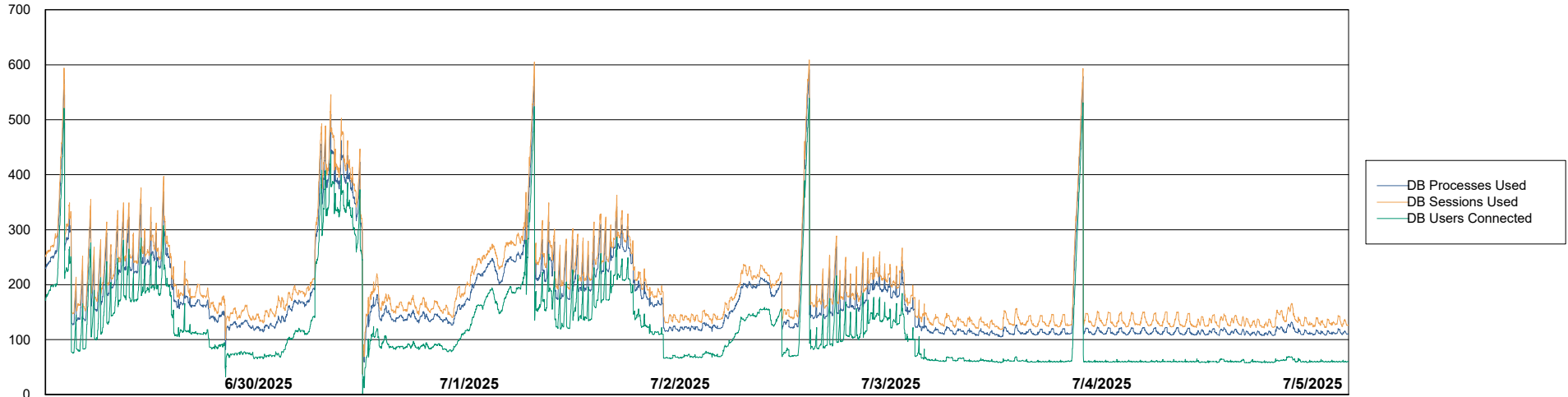


# Weekly SLA Customer Report

Customer NIX\_Production  
Database ID 51



Database Performance NIX\_PRD\_ABSD01\_ABS1



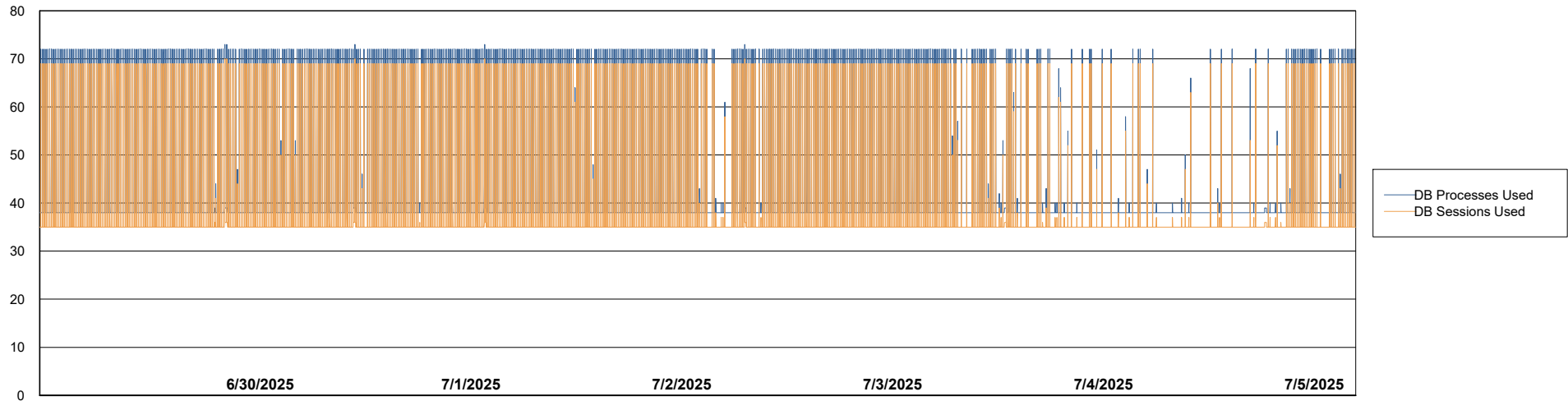
# Weekly SLA Customer Report

Customer NIX\_Production  
Database ID 51



Database Performance NIX\_PRD\_ABSDB02\_HSBABS1

DB Processes Max 300



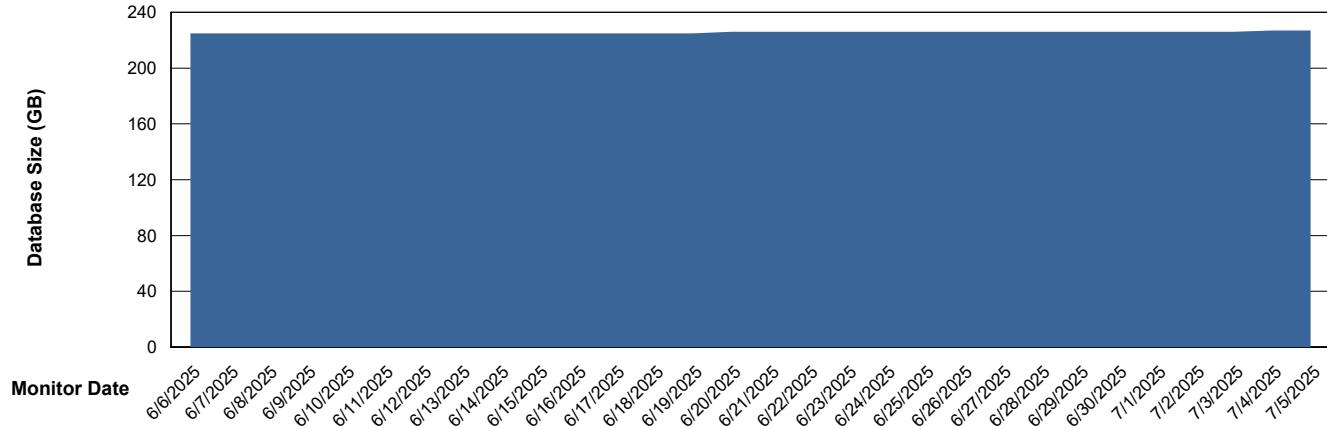
# Weekly SLA Customer Report

Customer NIX\_Production  
Database ID 51



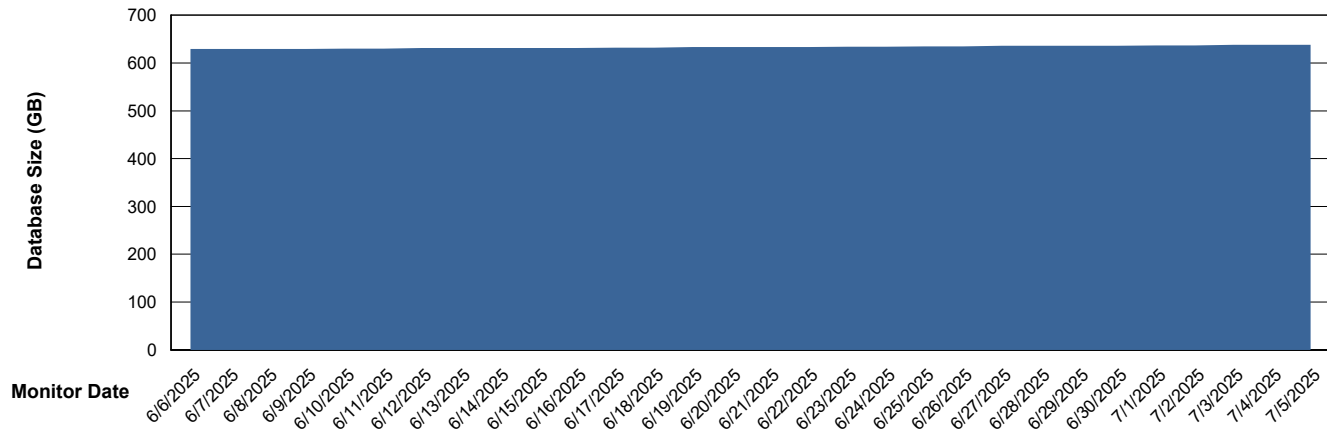
DATABASE SIZE NIX\_PRD\_ABSBI\_ABS1

### Database growth over last month



DATABASE SIZE NIX\_PRD\_ABSDB01\_ABS1

### Database growth over last month



# Weekly SLA Customer Report

Customer NIX\_Production  
Database ID 51



## Database Tablespace NIX\_PRD\_ABSBI\_ABS1

Date	Tablespace Name	Filesize (Gb)	Usedsize (Gb)	Percentage free
7/5/2025	ABSDATA	117	98	16
	INDX	153	127	17
7/4/2025	ABSDATA	117	98	16
	INDX	153	127	17
7/3/2025	ABSDATA	117	98	16
	INDX	153	127	17
7/2/2025	ABSDATA	117	98	16
	INDX	153	127	17
7/1/2025	ABSDATA	117	98	16
	INDX	153	127	17
6/30/2025	ABSDATA	117	98	16
	INDX	153	127	17
6/29/2025	ABSDATA	117	98	16
	INDX	153	127	17

# Weekly SLA Customer Report

Customer NIX\_Production  
 Database ID 51



Database Tablespace NIX\_PRD\_ABSD01\_ABS1

Date	Tablespace Name	Filesize (Gb)	Usedsize (Gb)	Percentage free
7/5/2025	ABSDATA	369	311	16
	INDX	360	299	17
7/4/2025	ABSDATA	369	311	16
	INDX	360	299	17
7/3/2025	ABSDATA	369	311	16
	INDX	360	299	17
7/2/2025	ABSDATA	369	311	16
	INDX	360	299	17
7/1/2025	ABSDATA	369	310	16
	INDX	360	299	17
6/30/2025	ABSDATA	369	310	16
	INDX	360	299	17
6/29/2025	ABSDATA	369	310	16
	INDX	360	299	17

BI Status and last ETL error for NIX\_PRD\_ABSBI\_ABS1

	Mon 30/6/2025	Tue 1/7/2025	Wed 2/7/2025	Thu 3/7/2025	Fri 4/7/2025	Sat 5/7/2025
<b>ABS DataWarehouse ETL Health</b>	OK	OK	OK	OK	OK	OK
<b>ABS DWHStaging ETL Health</b>	OK	OK	OK	OK	OK	OK

## Weekly SLA Customer Report

Customer NIX\_Production  
Database ID 51



BI last ETL error for	NIX_PRD_ABSBI_ABS1
-----------------------	--------------------

Fri, 4-07-2025	None
Tue, 1-07-2025	None
Sun, 29-06-2025	None
Tue, 1-07-2025	None
Thu, 3-07-2025	None
Sat, 5-07-2025	None
Wed, 2-07-2025	None
Wed, 2-07-2025	None
Fri, 4-07-2025	None
Thu, 3-07-2025	None
Sun, 29-06-2025	None
Mon, 30-06-2025	None
Mon, 30-06-2025	None
Sat, 5-07-2025	None

# Weekly SLA Customer Report

Customer NIX\_Production  
Database ID 51



Standby Database Health NIX\_Production

## Recovery lag for last 7 days



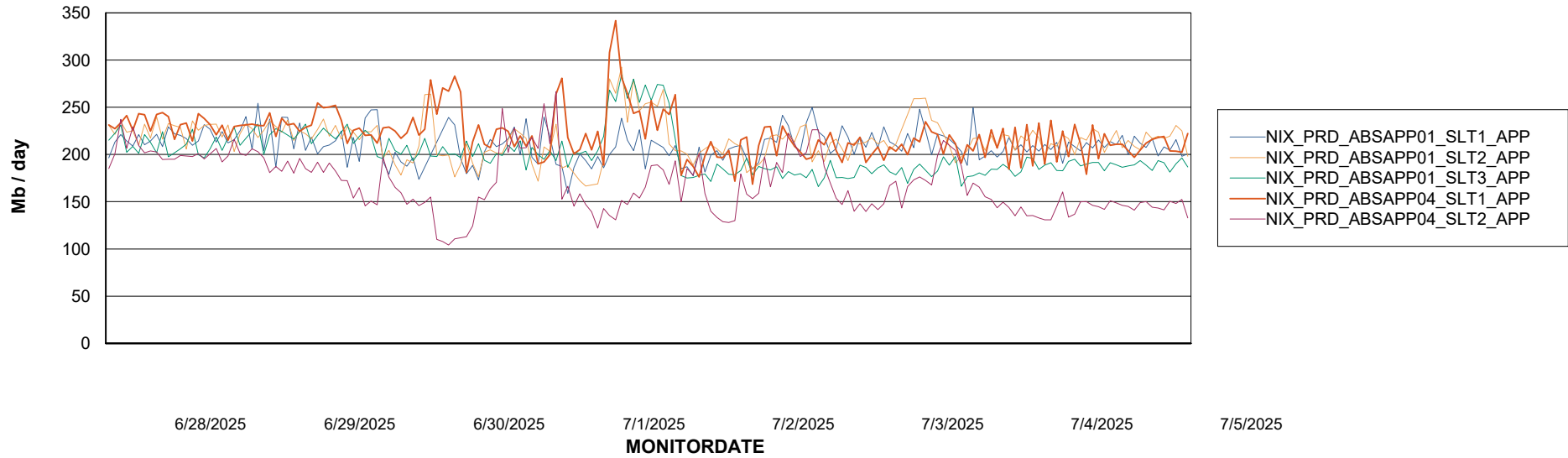
# Weekly SLA Customer Report

Customer NIX\_Production  
Database ID 51

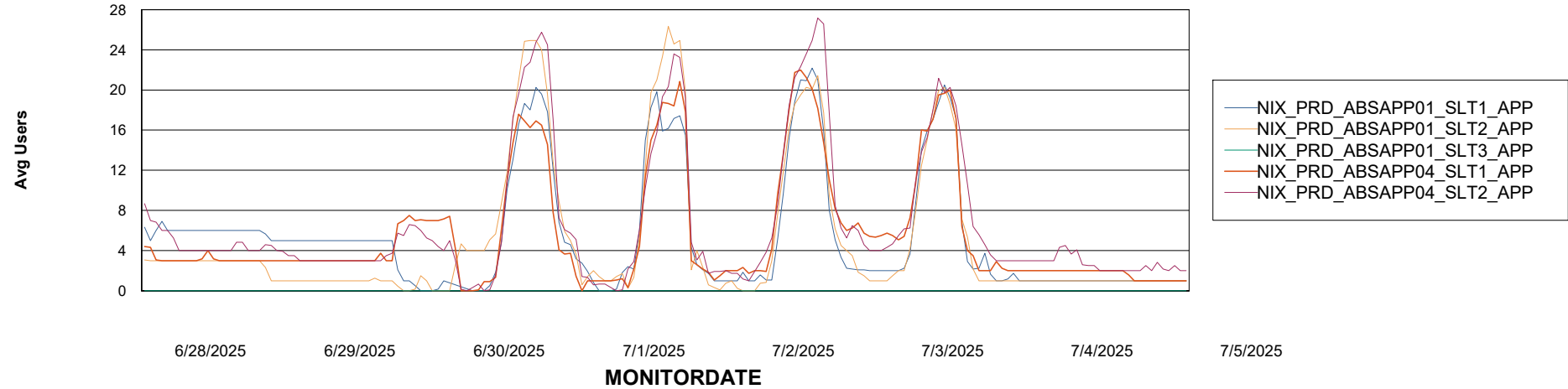


## ABSSolute Application Server Services

### Avg memory used per ABS Server Service



### Avg users per day per ABS server



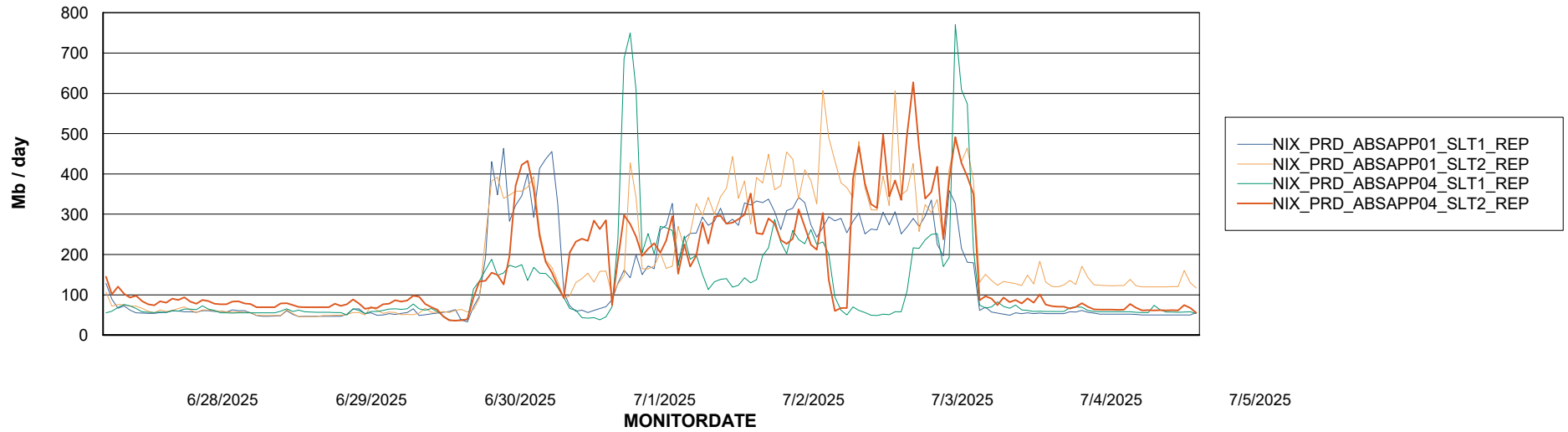
# Weekly SLA Customer Report

Customer NIX\_Production  
Database ID 51



## ABSSolute Application ReportServer Services

### Avg memory used per ReportServer Service



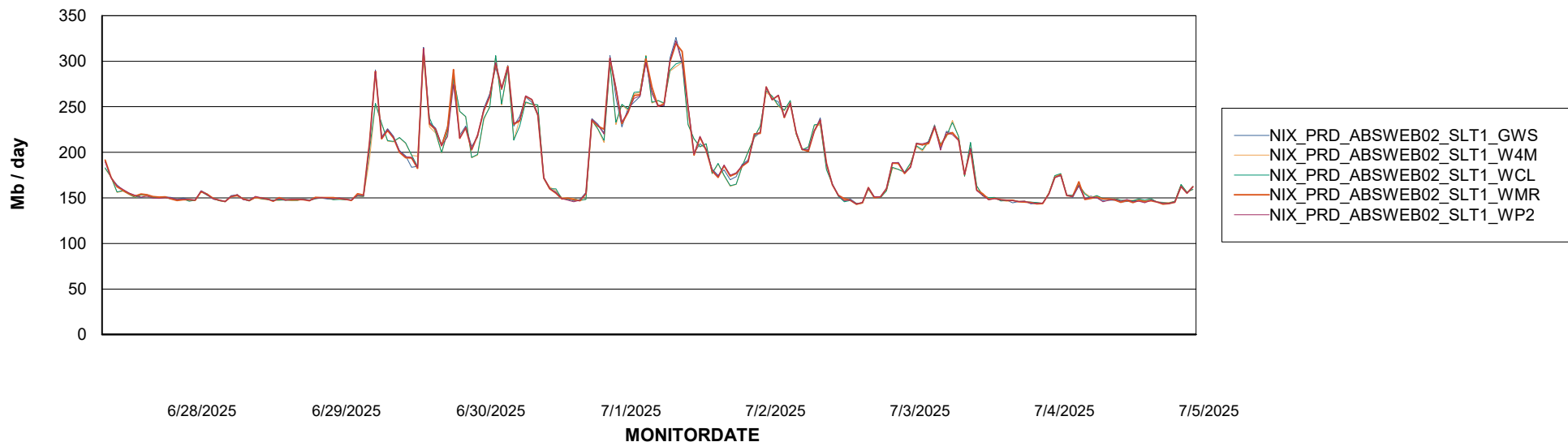
# Weekly SLA Customer Report

Customer NIX\_Production  
Database ID 51



## ABSolute Web Component Services

### Avg memory used per ABS Web component



# Weekly SLA Customer Report

Customer NIX\_Production  
Database ID 51



### Disaster per ABS component

