

Weekly SLA Customer Report

Customer LLG_Production
Database ID 148



Harddisk Usage LLG_ABSAPPS01

	Free disk space on C: (%)	Total disk space on C: (Gb)	Used disk space on C: (Gb)	Free disk space on D: (%)	Total disk space on D: (Gb)	Used disk space on D: (Gb)
7/5/2025	85	500	77	97	393	11
7/4/2025	85	500	77	97	393	11
7/3/2025	85	500	77	97	393	11
7/2/2025	85	500	77	97	393	11
7/1/2025	85	500	77	97	393	11
6/30/2025	85	500	77	97	393	11
6/29/2025	85	500	76	97	393	10

Harddisk Usage LLG_ABSApps02

	Free disk space on C: (%)	Total disk space on C: (Gb)	Used disk space on C: (Gb)	Free disk space on D: (%)	Total disk space on D: (Gb)	Used disk space on D: (Gb)
7/5/2025	90	500	48	96	393	17
7/4/2025	90	500	48	96	393	17
7/3/2025	90	500	48	96	393	17
7/2/2025	90	500	48	96	393	17
7/1/2025	90	500	48	96	393	17
6/30/2025	90	500	49	96	393	17
6/29/2025	90	500	49	96	393	17

Weekly SLA Customer Report

Customer LLG_Production
Database ID 148



Harddisk Usage LLG_ABSBI01

	Free disk space on C: (%)	Total disk space on C: (Gb)	Used disk space on C: (Gb)	Free disk space on D: (%)	Total disk space on D: (Gb)	Used disk space on D: (Gb)
7/5/2025	81	446	83	90	2,681	263
7/4/2025	81	446	83	90	2,681	262
7/3/2025	81	446	83	90	2,681	262
7/2/2025	82	446	82	90	2,681	262
7/1/2025	82	446	82	90	2,681	262
6/30/2025	82	446	82	90	2,681	262
6/29/2025	82	446	82	90	2,681	262

Harddisk Usage LLG_ABSDB01

	Free disk space on C: (%)	Total disk space on C: (Gb)	Used disk space on C: (Gb)	Free disk space on D: (%)	Total disk space on D: (Gb)	Used disk space on D: (Gb)	Free disk space on E: (%)	Total disk space on E: (Gb)	Used disk space on E: (Gb)
7/5/2025	86	446	62	69	1,605	495	67	1,077	360
7/4/2025	86	446	62	69	1,605	495	67	1,077	358
7/3/2025	86	446	62	69	1,605	495	67	1,077	359
7/2/2025	86	446	62	69	1,605	495	67	1,077	359
7/1/2025	86	446	62	69	1,605	495	67	1,077	360
6/30/2025	86	446	62	69	1,605	495	67	1,077	359
6/29/2025	86	446	62	69	1,605	495	65	1,077	379

Weekly SLA Customer Report

Customer LLG_Production
Database ID 148



Harddisk Usage LLG_ABSDB02

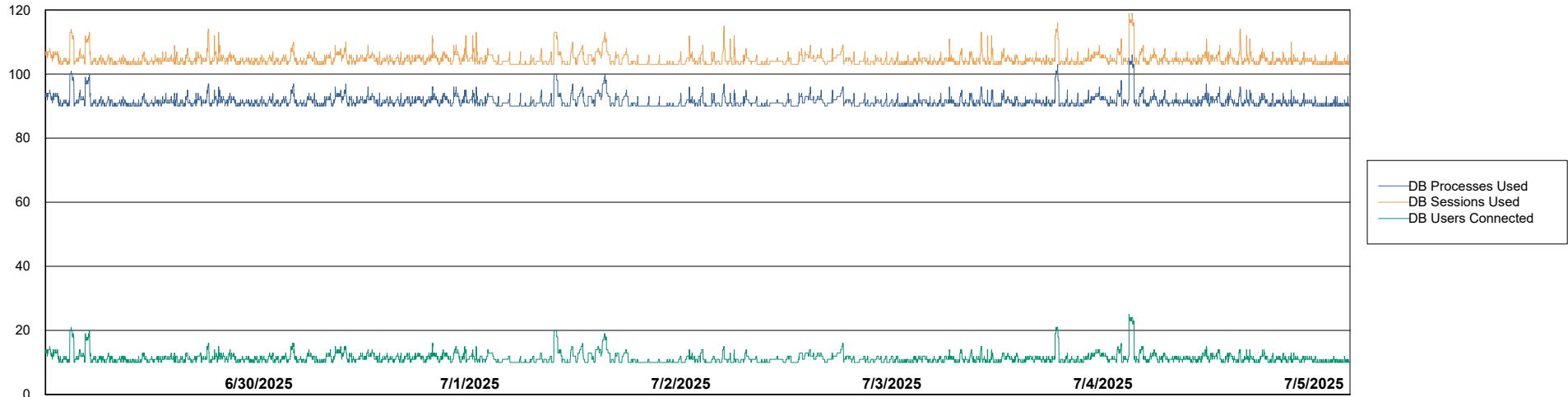
	Free disk space on C: (%)	Total disk space on C: (Gb)	Used disk space on C: (Gb)	Free disk space on D: (%)	Total disk space on D: (Gb)	Used disk space on D: (Gb)	Free disk space on E: (%)	Total disk space on E: (Gb)	Used disk space on E: (Gb)
7/5/2025	29	446	318	61	1,605	625	82	1,077	197
7/4/2025	29	446	318	61	1,605	625	82	1,077	198
7/3/2025	29	446	318	61	1,605	625	82	1,077	198
7/2/2025	29	446	318	61	1,605	625	82	1,077	199
7/1/2025	29	446	318	61	1,605	625	82	1,077	199
6/30/2025	29	446	318	61	1,605	625	81	1,077	199
6/29/2025	29	446	318	61	1,605	625	79	1,077	222

Weekly SLA Customer Report

Customer LLG_Production
Database ID 148



Database Performance LLG_ABSBI01_BI_PROD_ABS1

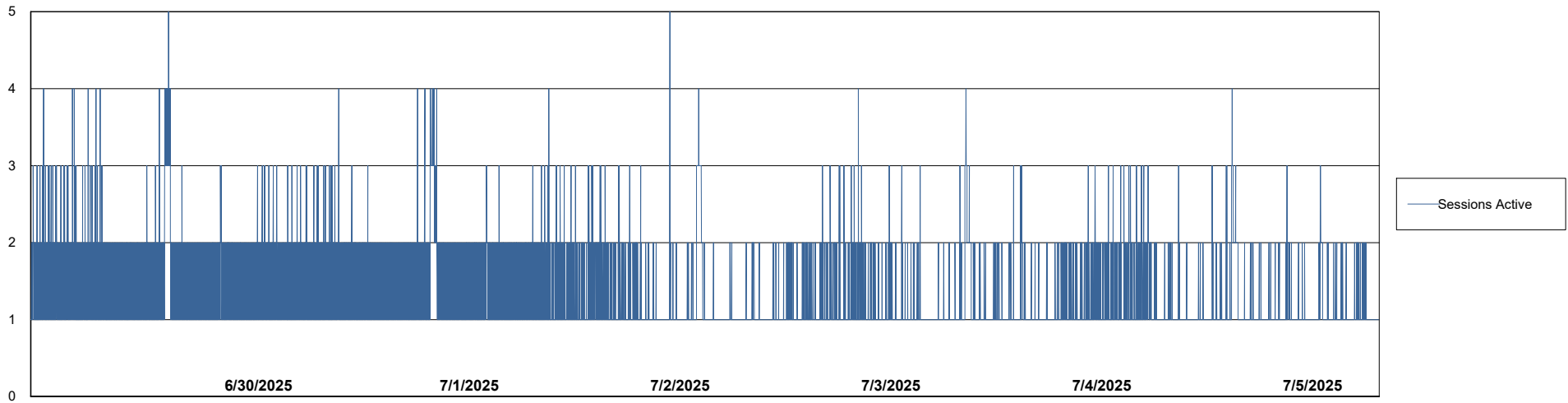
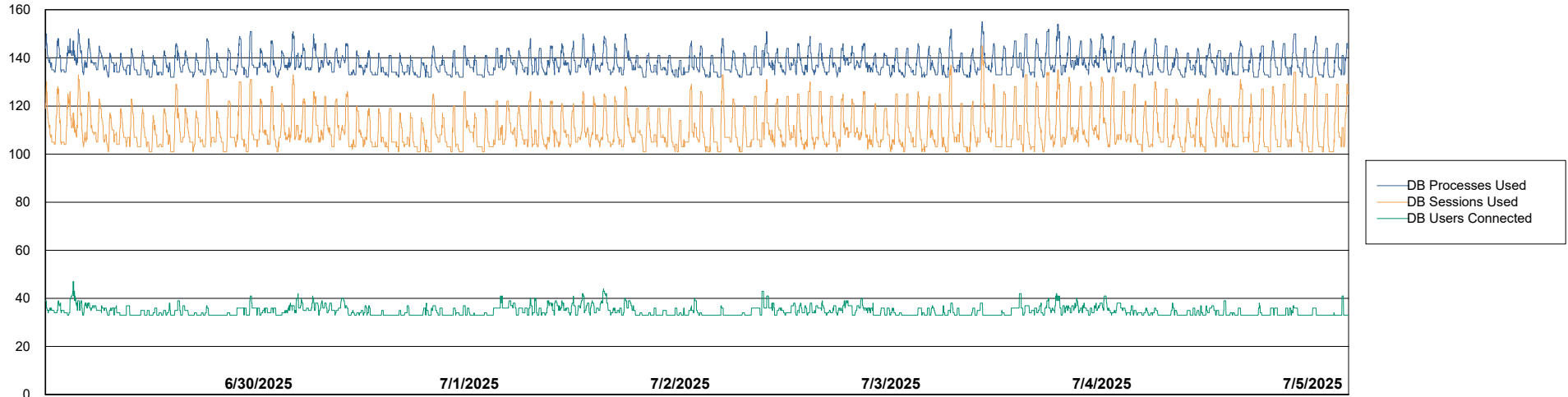


Weekly SLA Customer Report

Customer LLG_Production
Database ID 148



Database Performance LLG_ABSDB01_PROD_ABS1



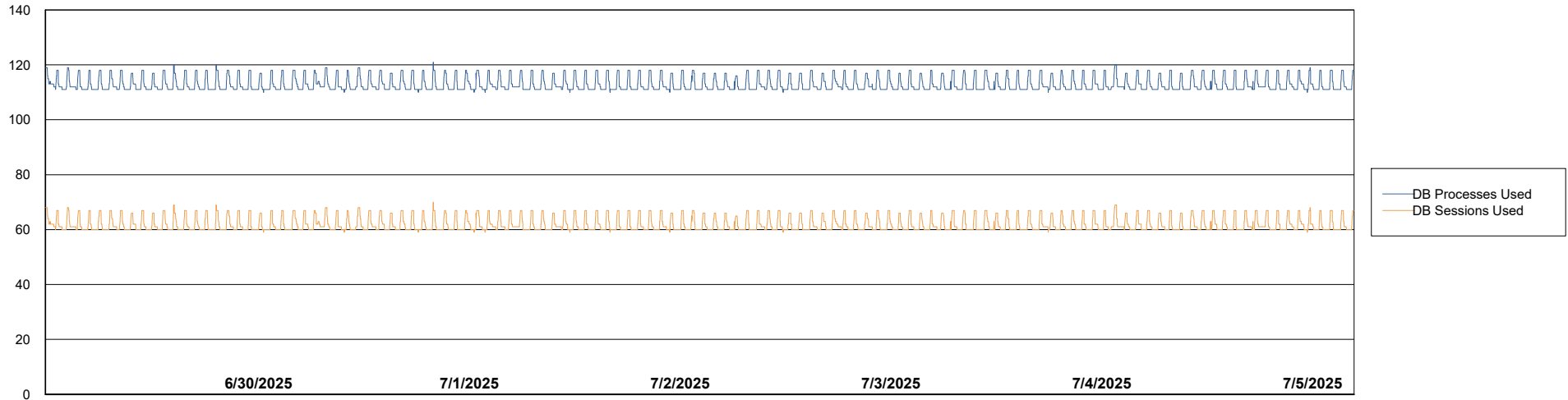
Weekly SLA Customer Report

Customer LLG_Production
Database ID 148



Database Performance LLG_ABSDB02_PROD_HSBABS1

DB Processes Max 300
DB Processes Max 4
DB Processes Max 0



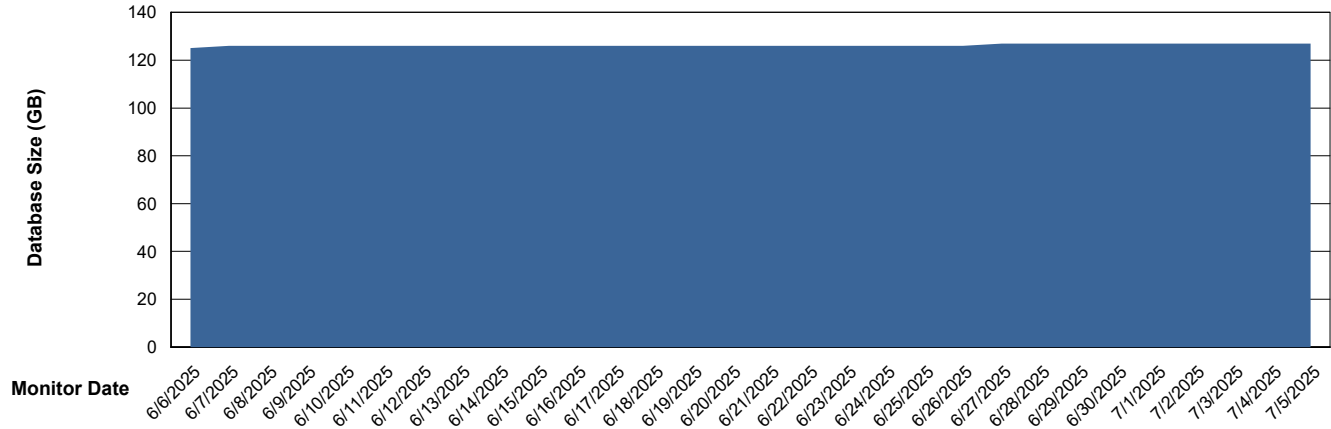
Weekly SLA Customer Report

Customer LLG_Production
Database ID 148



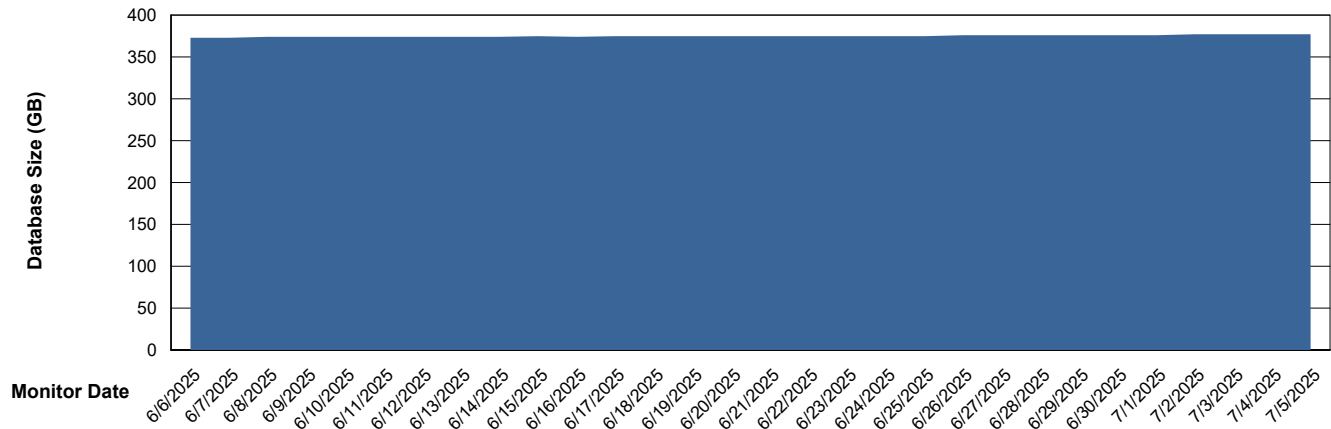
DATABASE SIZE LLG_ABSBI01_BI_PROD_ABS1

Database growth over last month



DATABASE SIZE LLG_ABSDB01_PROD_ABS1

Database growth over last month



Weekly SLA Customer Report

Customer LLG_Production
 Database ID 148



Database Tablespace LLG_ABSBI01_BI_PROD_ABS1

Date	Tablespace Name	Filesize (Gb)	Usedsize (Gb)	Percentage free
7/5/2025	ABSDATA	64	52	19
	INDX	80	67	17
7/4/2025	ABSDATA	64	52	19
	INDX	80	66	17
7/3/2025	ABSDATA	64	52	19
	INDX	80	66	17
7/2/2025	ABSDATA	64	52	19
	INDX	80	66	17
7/1/2025	ABSDATA	64	52	19
	INDX	80	66	17
6/30/2025	ABSDATA	64	52	19
	INDX	80	66	17
6/29/2025	ABSDATA	64	52	19
	INDX	80	66	17

Weekly SLA Customer Report

Customer LLG_Production
 Database ID 148



Database Tablespace LLG_ABSD01_PROD_ABS1

Date	Tablespace Name	Filesize (Gb)	Usedsize (Gb)	Percentage free
7/5/2025	ABSDATA	188	154	18
	INDX	256	207	19
7/4/2025	ABSDATA	188	154	18
	INDX	256	207	19
7/3/2025	ABSDATA	188	154	18
	INDX	256	207	19
7/2/2025	ABSDATA	188	154	18
	INDX	256	207	19
7/1/2025	ABSDATA	188	154	18
	INDX	256	207	19
6/30/2025	ABSDATA	188	154	18
	INDX	256	207	19
6/29/2025	ABSDATA	188	154	18
	INDX	256	207	19

BI Status and last ETL error for LLG_ABSBI01_BI_PROD_ABS1

	Mon 30/6/2025	Tue 1/7/2025	Wed 2/7/2025	Thu 3/7/2025	Fri 4/7/2025	Sat 5/7/2025
ABS DataWarehouse ETL Health	OK	OK	OK	OK	OK	OK
ABS DWHStaging ETL Health	OK	OK	OK	OK	OK	OK

Weekly SLA Customer Report

Customer LLG_Production
Database ID 148



BI last ETL error for	LLG_ABSBI01_BI_PROD_ABS1
-----------------------	--------------------------

Sun, 29-06-2025	None
Wed, 2-07-2025	None
Tue, 1-07-2025	None
Wed, 2-07-2025	None
Mon, 30-06-2025	None
Thu, 3-07-2025	None
Sat, 5-07-2025	None
Mon, 30-06-2025	None
Thu, 3-07-2025	None
Fri, 4-07-2025	None
Sat, 5-07-2025	None
Sun, 29-06-2025	None
Tue, 1-07-2025	None
Fri, 4-07-2025	None

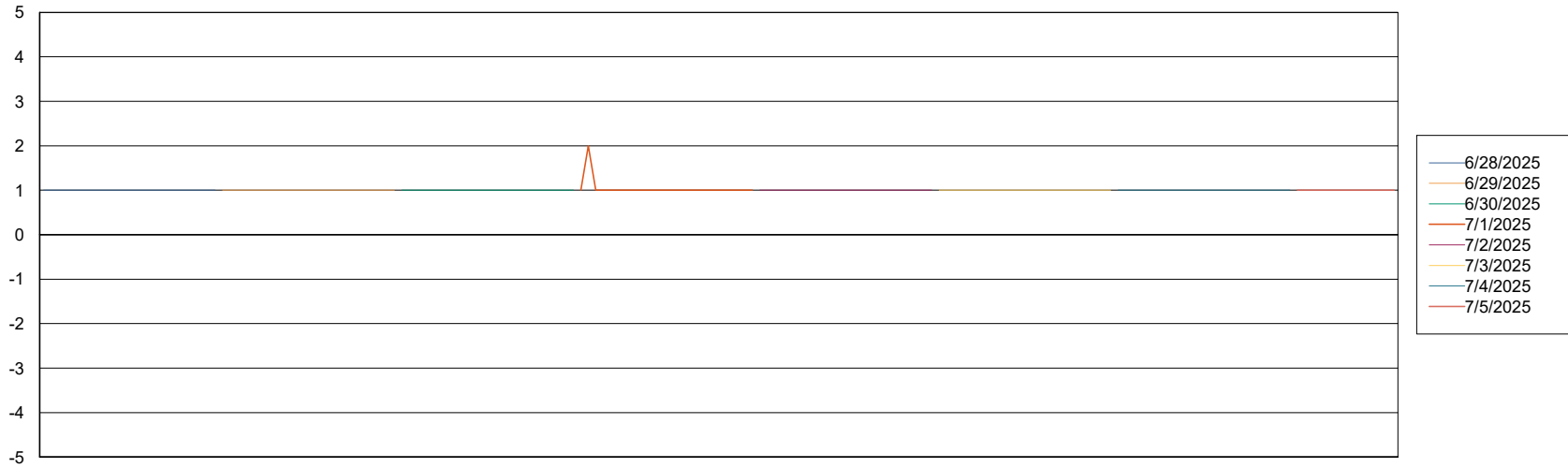
Weekly SLA Customer Report

Customer LLG_Production
Database ID 148



Standby Database Health LLG_Production

Recovery lag for last 7 days



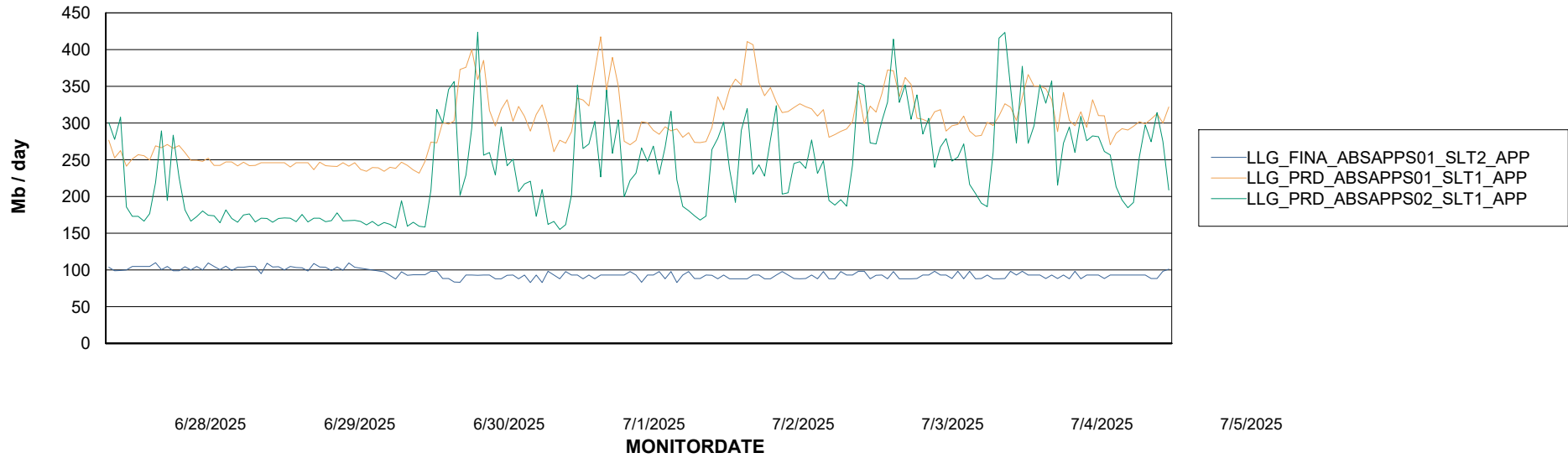
Weekly SLA Customer Report

Customer LLG_Production
Database ID 148

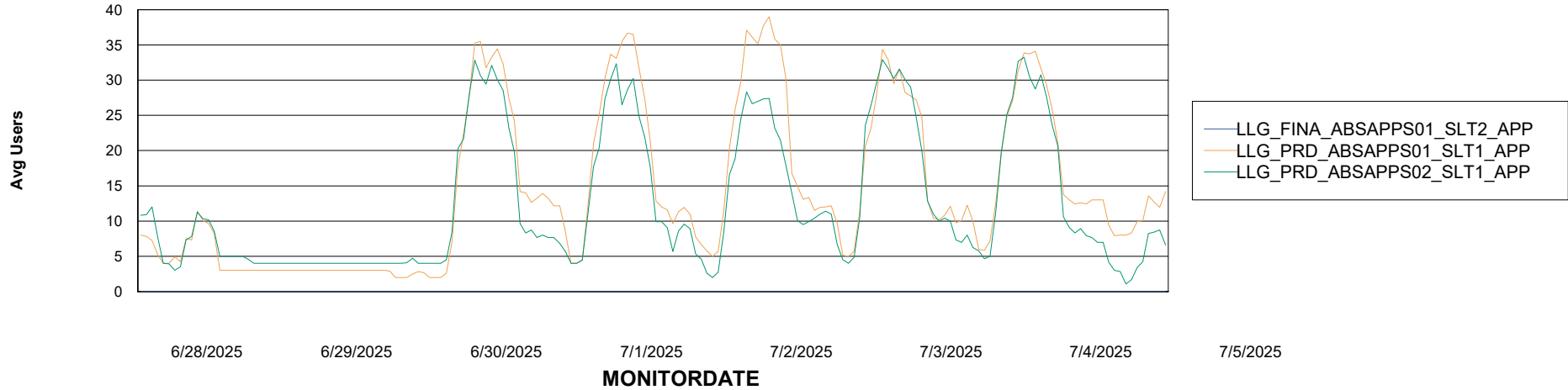


ABSSolute Application Server Services

Avg memory used per ABS Server Service



Avg users per day per ABS server



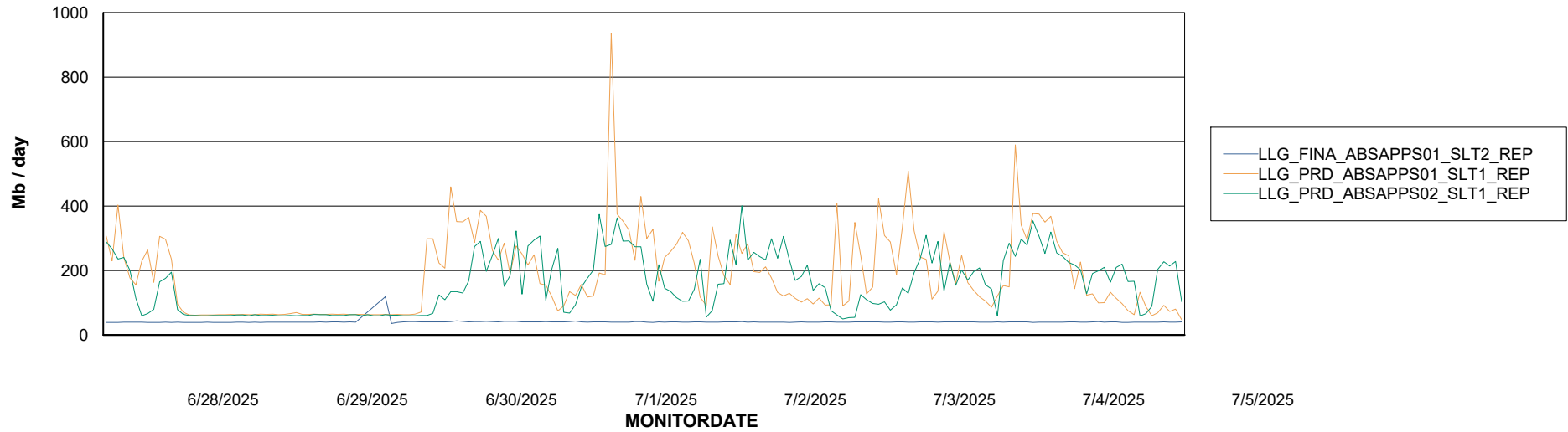
Weekly SLA Customer Report

Customer LLG_Production
Database ID 148



ABSSolute Application ReportServer Services

Avg memory used per ReportServer Service



Disaster per ABS component

