

Weekly SLA Customer Report

Customer BNL_Production
Database ID 83



Harddisk Usage BNL_PRD_BSNLP-VM-ABSD02

	Free disk space on C: (%)	Total disk space on C: (Gb)	Used disk space on C: (Gb)	Free disk space on D: (%)	Total disk space on D: (Gb)	Used disk space on D: (Gb)	Free disk space on E: (%)	Total disk space on E: (Gb)	Used disk space on E: (Gb)	Free disk space on F: (%)
7/5/2025	47	127	67	70	1,512	453	86	500	71	80
7/4/2025	47	127	67	68	1,512	487	82	500	90	80
7/3/2025	47	127	67	66	1,512	515	84	500	78	80
7/2/2025	47	127	67	73	1,512	406	87	500	66	80
7/1/2025	47	127	67	73	1,512	411	88	500	59	80
6/30/2025	47	127	67	73	1,512	408	87	500	64	80
6/29/2025	47	127	67	73	1,512	408	89	500	56	80

Harddisk Usage BNL_PRD_BSNLP-VM-ABSD03

	Free disk space on C: (%)	Total disk space on C: (Gb)	Used disk space on C: (Gb)	Free disk space on D: (%)	Total disk space on D: (Gb)	Used disk space on D: (Gb)	Free disk space on E: (%)	Total disk space on E: (Gb)	Used disk space on E: (Gb)	Free disk space on F: (%)
7/5/2025	44	127	71	79	1,512	325	76	500	119	80
7/4/2025	44	127	71	76	1,512	365	75	500	123	80
7/3/2025	44	127	71	77	1,512	348	75	500	124	80
7/2/2025	44	127	71	81	1,512	292	75	500	123	80
7/1/2025	44	127	71	81	1,512	292	76	500	121	80
6/30/2025	44	127	71	81	1,512	293	77	500	116	80
6/29/2025	44	127	71	81	1,512	293	78	500	111	80

Weekly SLA Customer Report

Customer BNL_Production
Database ID 83



Harddisk Usage BNL_PRD_bsnlp-vm-absw01

	Free disk space on C: (%)	Total disk space on C: (Gb)	Used disk space on C: (Gb)	Free disk space on D: (%)	Total disk space on D: (Gb)	Used disk space on D: (Gb)	Free disk space on E: (%)	Total disk space on E: (Gb)	Used disk space on E: (Gb)
7/5/2025	77	127	30	98	128	3	91	16	1
7/4/2025	76	127	31	98	128	3	91	16	1
7/3/2025	76	127	31	98	128	3	91	16	1
7/2/2025	76	127	31	98	128	3	91	16	1
7/1/2025	76	127	31	98	128	3	91	16	1
6/30/2025	76	127	31	98	128	3	91	16	1
6/29/2025	76	127	31	98	128	3	91	16	1

Harddisk Usage BNL_PRD_vm-absa01

	Free disk space on C: (%)	Total disk space on C: (Gb)	Used disk space on C: (Gb)	Free disk space on D: (%)	Total disk space on D: (Gb)	Used disk space on D: (Gb)	Free disk space on E: (%)	Total disk space on E: (Gb)	Used disk space on E: (Gb)
7/5/2025	66	127	43	91	127	11	92	64	5
7/4/2025	65	127	44	91	127	11	92	64	5
7/3/2025	65	127	44	91	127	11	92	64	5
7/2/2025	65	127	44	91	127	11	92	64	5
7/1/2025	65	127	44	91	127	11	92	64	5
6/30/2025	65	127	44	91	127	11	92	64	5
6/29/2025	65	127	44	91	127	11	92	64	5

Weekly SLA Customer Report

Customer BNL_Production
 Database ID 83



Harddisk Usage BNL_PRD_vm-absa02

	Free disk space on C: (%)	Total disk space on C: (Gb)	Used disk space on C: (Gb)	Free disk space on D: (%)	Total disk space on D: (Gb)	Used disk space on D: (Gb)	Free disk space on E: (%)	Total disk space on E: (Gb)	Used disk space on E: (Gb)
7/5/2025	72	127	35	85	127	19	92	64	5
7/4/2025	71	127	37	85	127	19	92	64	5
7/3/2025	70	127	38	85	127	19	92	64	5
7/2/2025	70	127	38	85	127	19	92	64	5
7/1/2025	70	127	38	85	127	19	92	64	5
6/30/2025	70	127	38	85	127	19	92	64	5
6/29/2025	70	127	38	85	127	19	92	64	5

Harddisk Usage BNL_PRD_vm-absa03

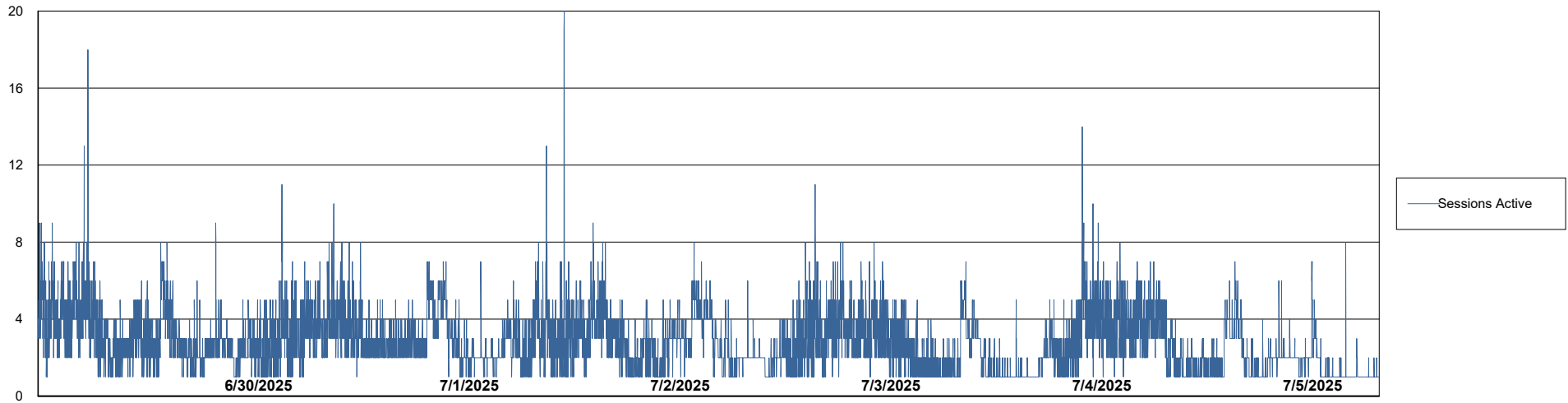
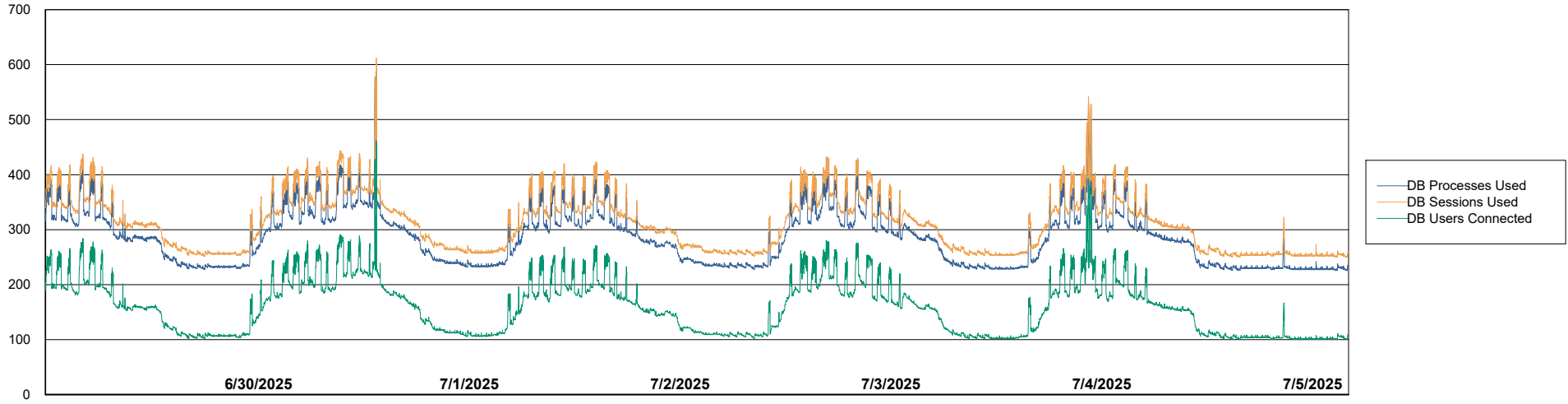
	Free disk space on C: (%)	Total disk space on C: (Gb)	Used disk space on C: (Gb)	Free disk space on D: (%)	Total disk space on D: (Gb)	Used disk space on D: (Gb)	Free disk space on E: (%)	Total disk space on E: (Gb)	Used disk space on E: (Gb)
7/5/2025	67	127	42	54	127	58	92	64	5
7/4/2025	67	127	42	54	127	58	92	64	5
7/3/2025	67	127	42	54	127	58	92	64	5
7/2/2025	67	127	42	54	127	58	92	64	5
7/1/2025	67	127	42	54	127	58	92	64	5
6/30/2025	67	127	42	54	127	58	92	64	5
6/29/2025	67	127	42	54	127	58	92	64	5

Weekly SLA Customer Report

Customer BNL_Production
Database ID 83



Database Performance BNLDB_Production



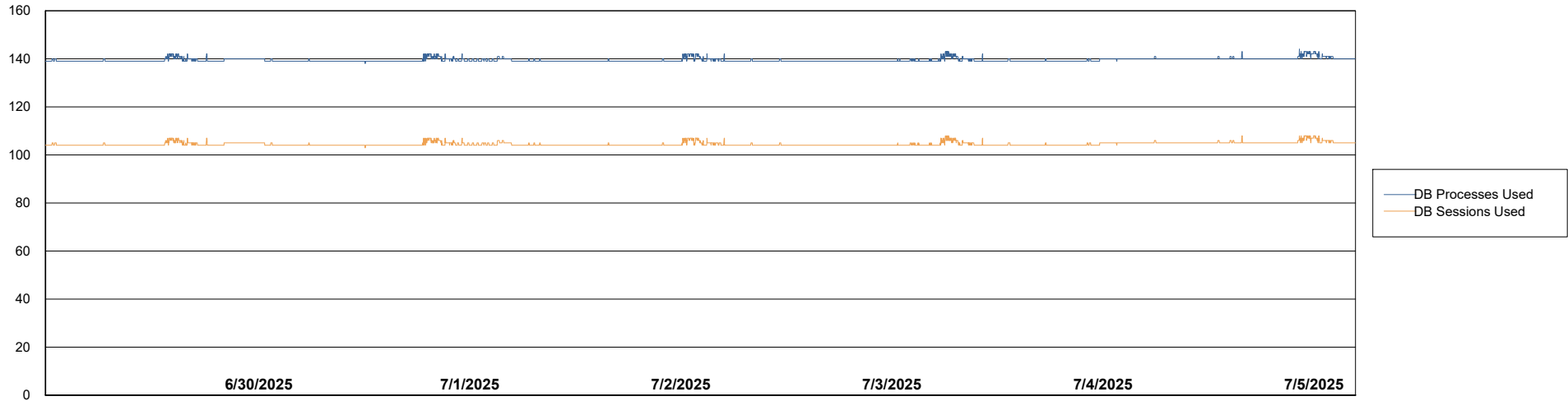
Weekly SLA Customer Report

Customer BNL_Production
Database ID 83



Database Performance BNLDB_Standby

DB Processes Max 1,000
DB Processes Max 0
DB Processes Max 4



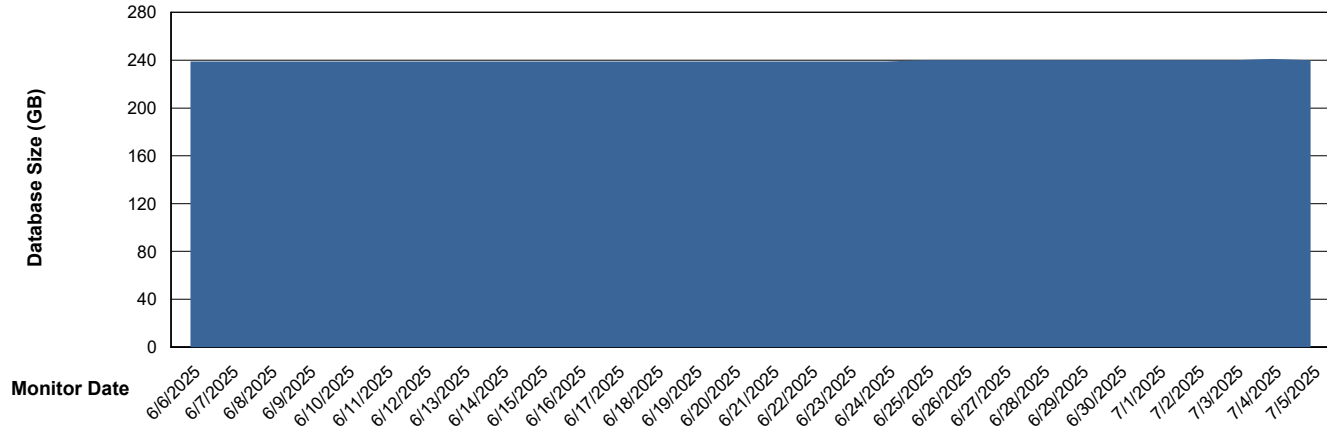
Weekly SLA Customer Report

Customer BNL_Production
 Database ID 83



DATABASE SIZE BNLDB_Production

Database growth over last month



Database Tablespace BNLDB_Production

Date	Tablespace Name	Filesize (Gb)	Usedsize (Gb)	Percentage free
7/5/2025	ABSDATA	105	68	36
	INDX	200	163	18
7/4/2025	ABSDATA	105	68	36
	INDX	200	163	18
7/3/2025	ABSDATA	105	68	36
	INDX	200	163	18
7/2/2025	ABSDATA	105	68	36
	INDX	200	163	18
7/1/2025	ABSDATA	105	67	36
	INDX	200	163	18
6/30/2025	ABSDATA	105	67	36
	INDX	200	163	19
6/29/2025	ABSDATA	105	67	36
	INDX	200	163	19

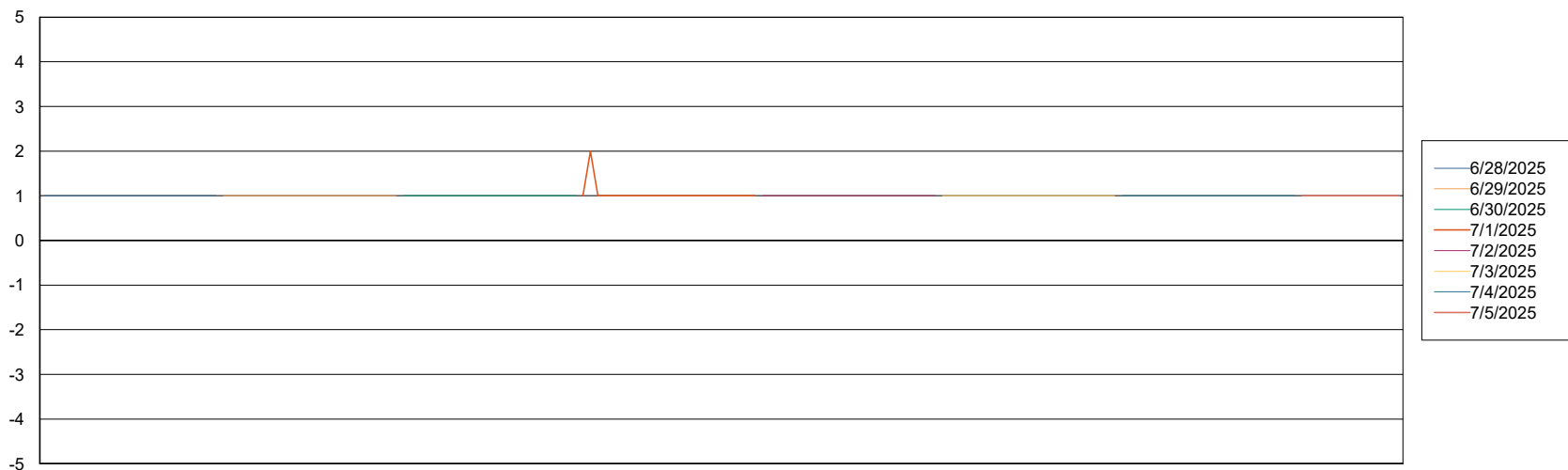
Weekly SLA Customer Report

Customer BNL_Production
Database ID 83



Standby Database Health BNL_Production

Recovery lag for last 7 days



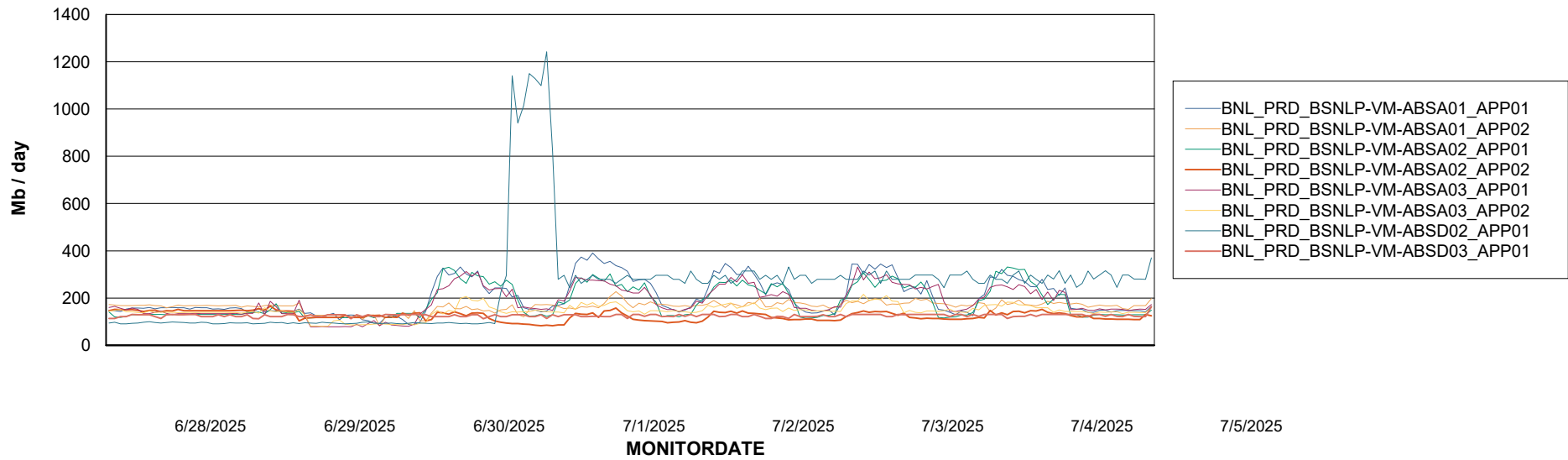
Weekly SLA Customer Report

Customer BNL_Production
Database ID 83

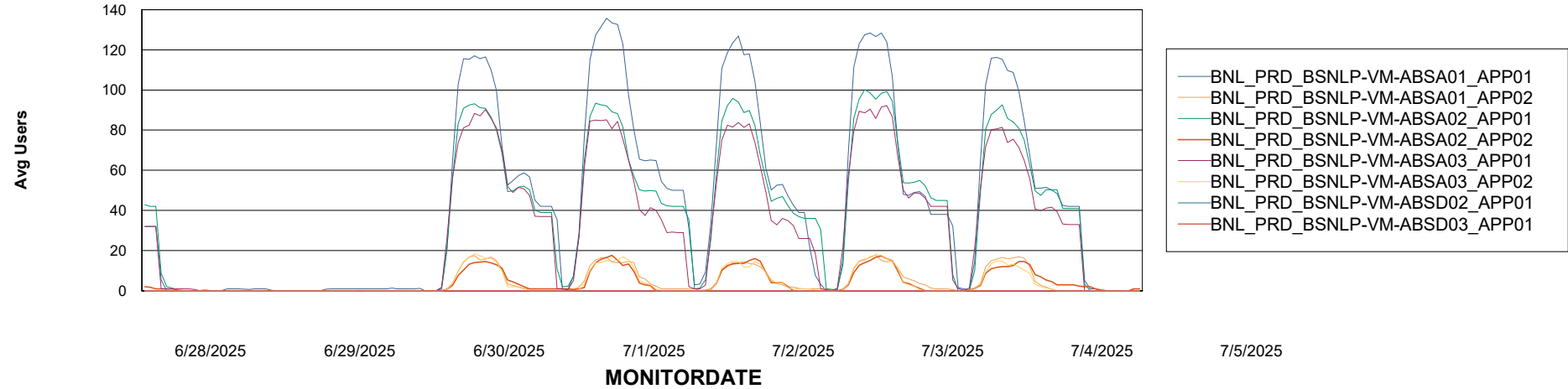


ABSSolute Application Server Services

Avg memory used per ABS Server Service



Avg users per day per ABS server



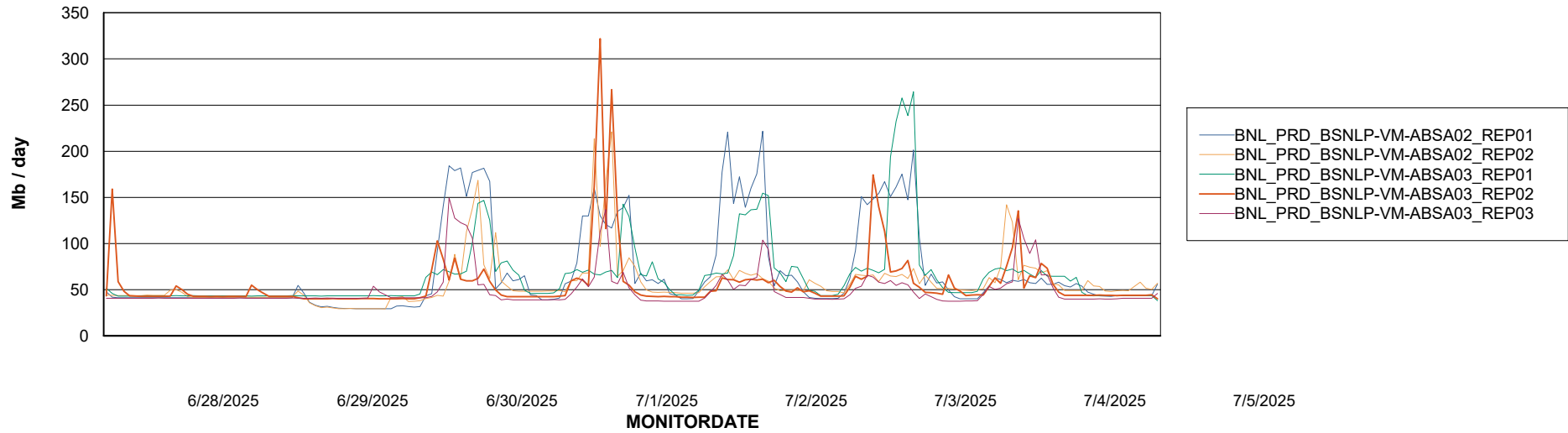
Weekly SLA Customer Report

Customer BNL_Production
Database ID 83



ABSSolute Application ReportServer Services

Avg memory used per ReportServer Service



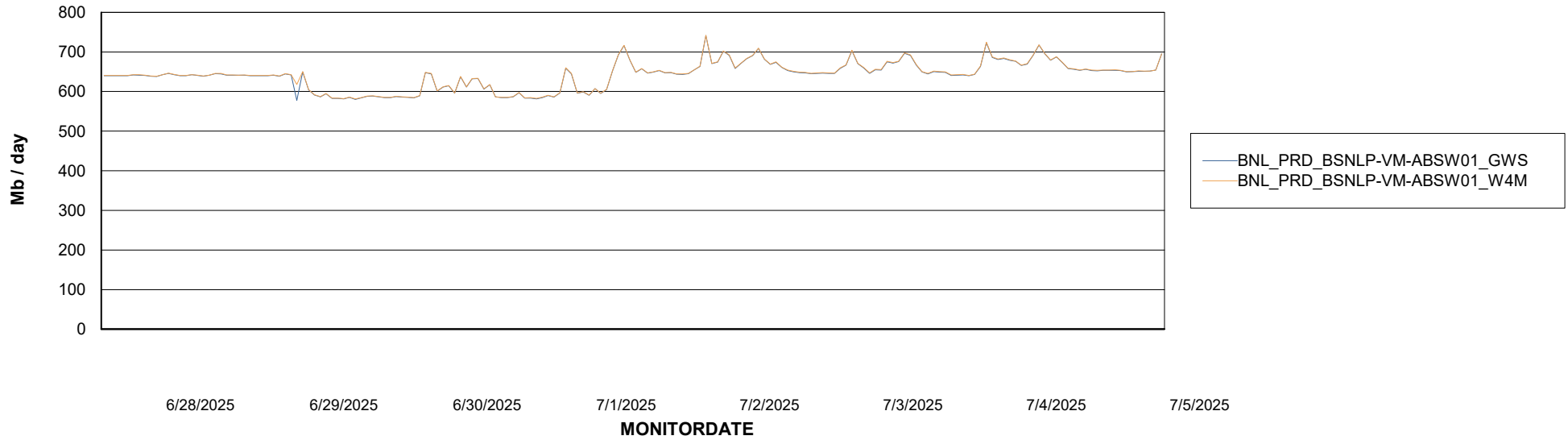
Weekly SLA Customer Report

Customer BNL_Production
Database ID 83



ABSSolute Web Component Services

Avg memory used per ABS Web component



Weekly SLA Customer Report

Customer BNL_Production
Database ID 83



Disaster per ABS component

