

# Weekly SLA Customer Report

Customer LLG\_Production  
Database ID 148



## Harddisk Usage LLG\_ABSAPPS01

	Free disk space on C: (%)	Total disk space on C: (Gb)	Used disk space on C: (Gb)	Free disk space on D: (%)	Total disk space on D: (Gb)	Used disk space on D: (Gb)
6/28/2025	85	500	76	97	393	10
6/27/2025	85	500	76	97	393	10
6/26/2025	85	500	76	97	393	10
6/25/2025	85	500	76	97	393	10
6/24/2025	85	500	76	97	393	10
6/23/2025	85	500	76	97	393	10
6/22/2025	85	500	76	97	393	10

## Harddisk Usage LLG\_ABSApps02

	Free disk space on C: (%)	Total disk space on C: (Gb)	Used disk space on C: (Gb)	Free disk space on D: (%)	Total disk space on D: (Gb)	Used disk space on D: (Gb)
6/28/2025	90	500	49	96	393	17
6/27/2025	90	500	49	96	393	17
6/26/2025	90	500	49	96	393	17
6/25/2025	90	500	49	96	393	17
6/24/2025	90	500	50	96	393	16
6/23/2025	90	500	52	96	393	16
6/22/2025	89	500	53	96	393	16

# Weekly SLA Customer Report

Customer LLG\_Production  
Database ID 148



## Harddisk Usage LLG\_ABSBI01

	Free disk space on C: (%)	Total disk space on C: (Gb)	Used disk space on C: (Gb)	Free disk space on D: (%)	Total disk space on D: (Gb)	Used disk space on D: (Gb)
6/28/2025	82	446	82	90	2,681	263
6/27/2025	82	446	82	90	2,681	262
6/26/2025	82	446	82	90	2,681	262
6/25/2025	82	446	82	90	2,681	262
6/24/2025	82	446	82	90	2,681	262
6/23/2025	82	446	82	90	2,681	262
6/22/2025	82	446	82	90	2,681	262

## Harddisk Usage LLG\_ABSDB01

	Free disk space on C: (%)	Total disk space on C: (Gb)	Used disk space on C: (Gb)	Free disk space on D: (%)	Total disk space on D: (Gb)	Used disk space on D: (Gb)	Free disk space on E: (%)	Total disk space on E: (Gb)	Used disk space on E: (Gb)
6/28/2025	86	446	62	69	1,605	495	67	1,077	360
6/27/2025	86	446	62	69	1,605	495	67	1,077	358
6/26/2025	86	446	62	69	1,605	495	67	1,077	357
6/25/2025	86	446	62	69	1,605	495	67	1,077	357
6/24/2025	86	446	62	69	1,605	495	67	1,077	357
6/23/2025	86	446	62	69	1,605	495	67	1,077	356
6/22/2025	86	446	62	69	1,605	495	65	1,077	377

# Weekly SLA Customer Report

Customer LLG\_Production  
Database ID 148



Harddisk Usage LLG\_ABSDB02

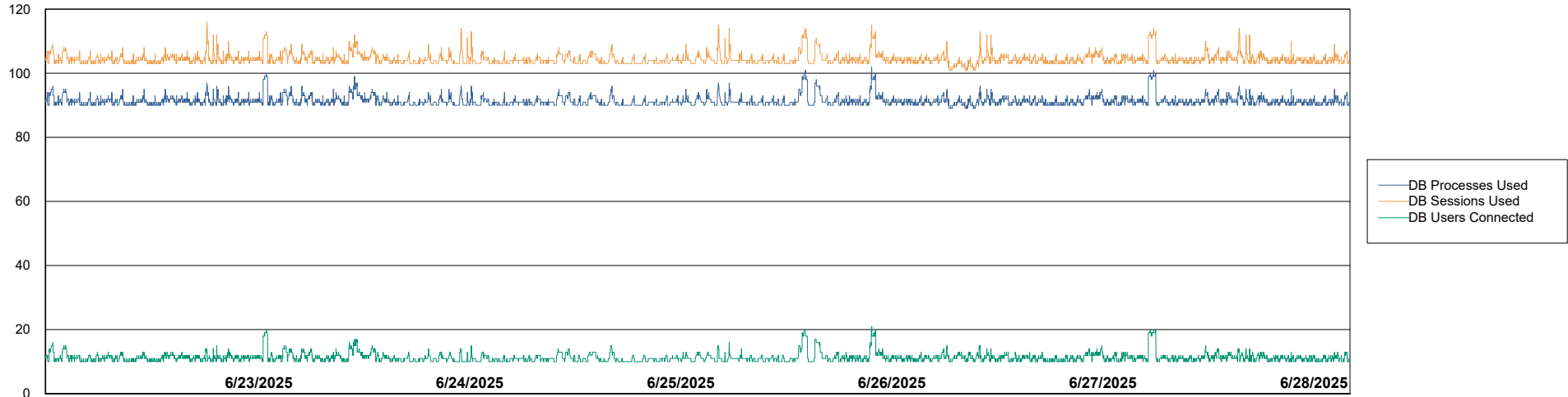
	Free disk space on C: (%)	Total disk space on C: (Gb)	Used disk space on C: (Gb)	Free disk space on D: (%)	Total disk space on D: (Gb)	Used disk space on D: (Gb)	Free disk space on E: (%)	Total disk space on E: (Gb)	Used disk space on E: (Gb)
6/28/2025	29	446	318	61	1,605	625	82	1,077	198
6/27/2025	29	446	318	61	1,605	625	82	1,077	198
6/26/2025	29	446	318	61	1,605	625	82	1,077	197
6/25/2025	29	446	318	61	1,605	625	82	1,077	197
6/24/2025	29	446	318	61	1,605	625	82	1,077	196
6/23/2025	28	446	321	61	1,605	625	82	1,077	197
6/22/2025	28	446	322	61	1,605	625	80	1,077	220

# Weekly SLA Customer Report

Customer LLG\_Production  
Database ID 148



Database Performance LLG\_ABSBI01\_BI\_PROD\_ABS1

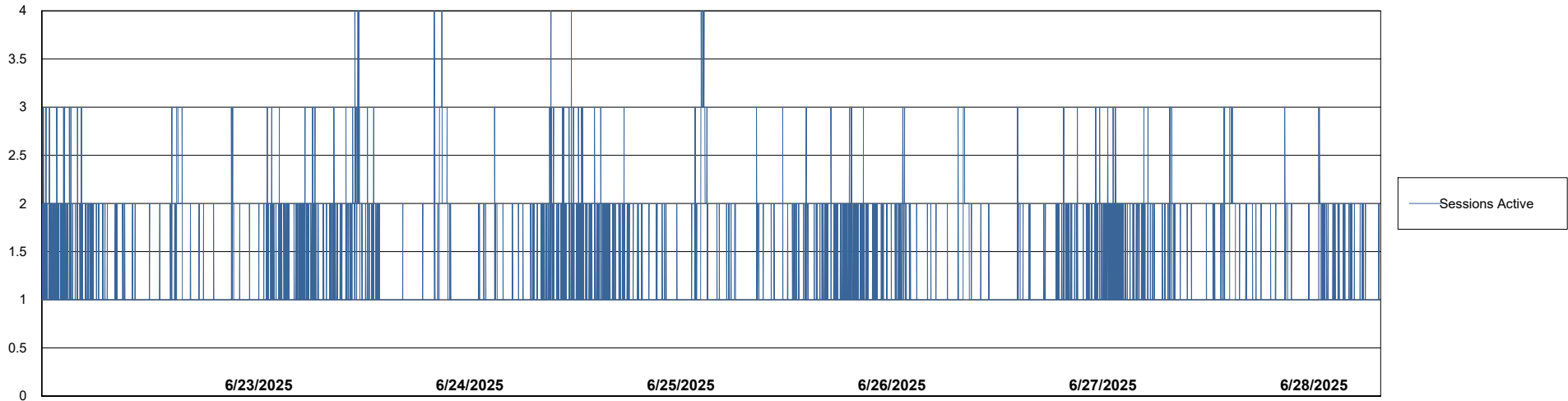
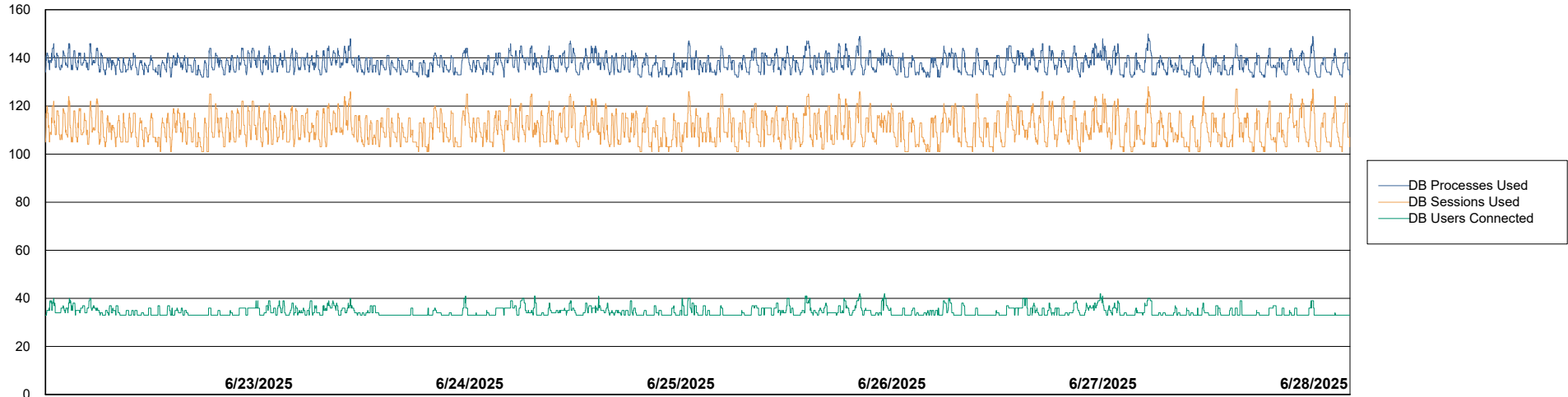


# Weekly SLA Customer Report

Customer LLG\_Production  
Database ID 148



## Database Performance LLG\_ABSDB01\_PROD\_ABS1



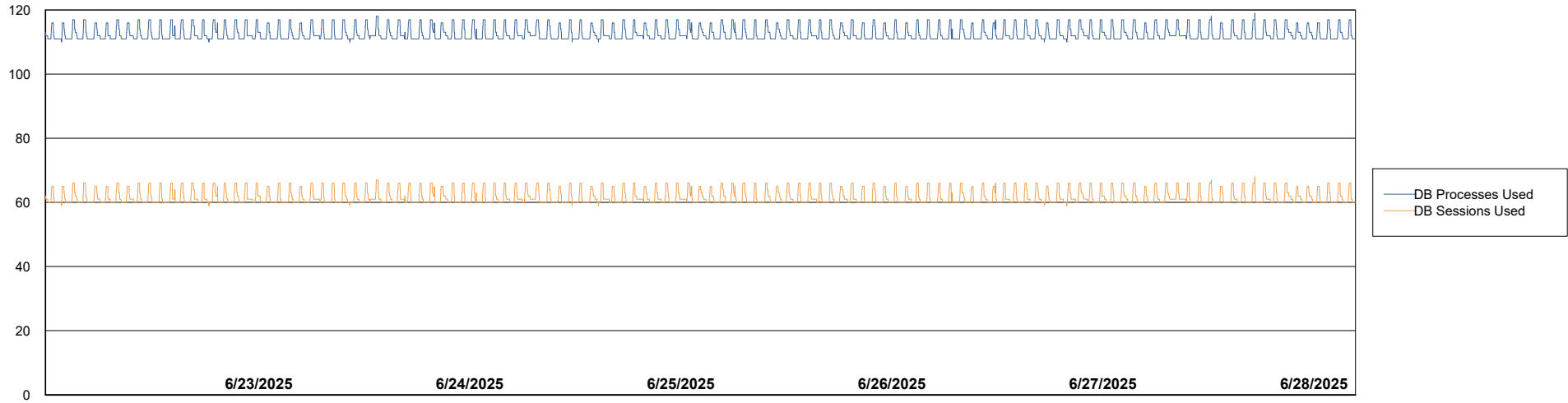
# Weekly SLA Customer Report

Customer LLG\_Production  
Database ID 148



## Database Performance LLG\_ABSDB02\_PROD\_HSBABS1

DB Processes Max 4  
DB Processes Max 0  
DB Processes Max 300



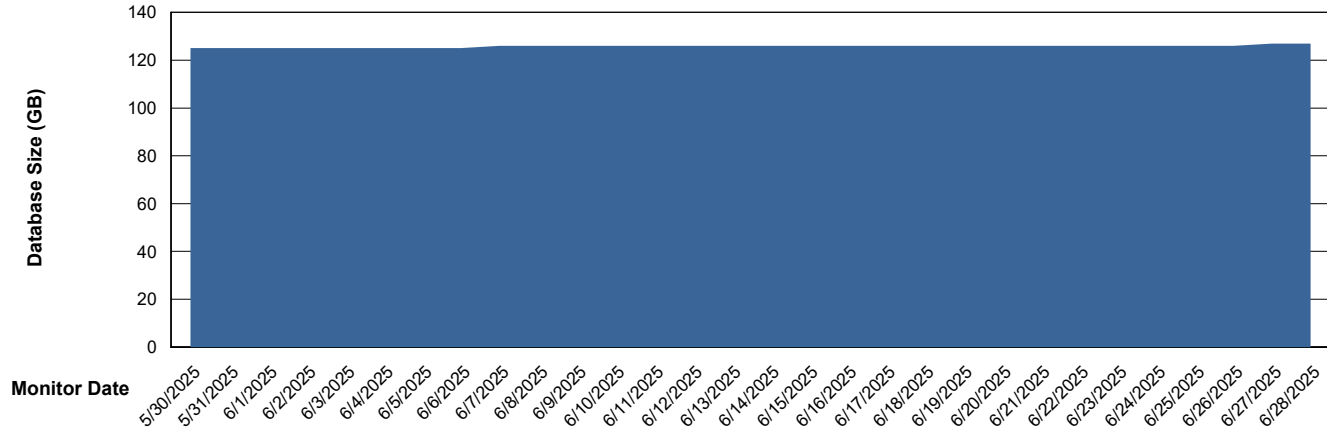
# Weekly SLA Customer Report

Customer LLG\_Production  
Database ID 148



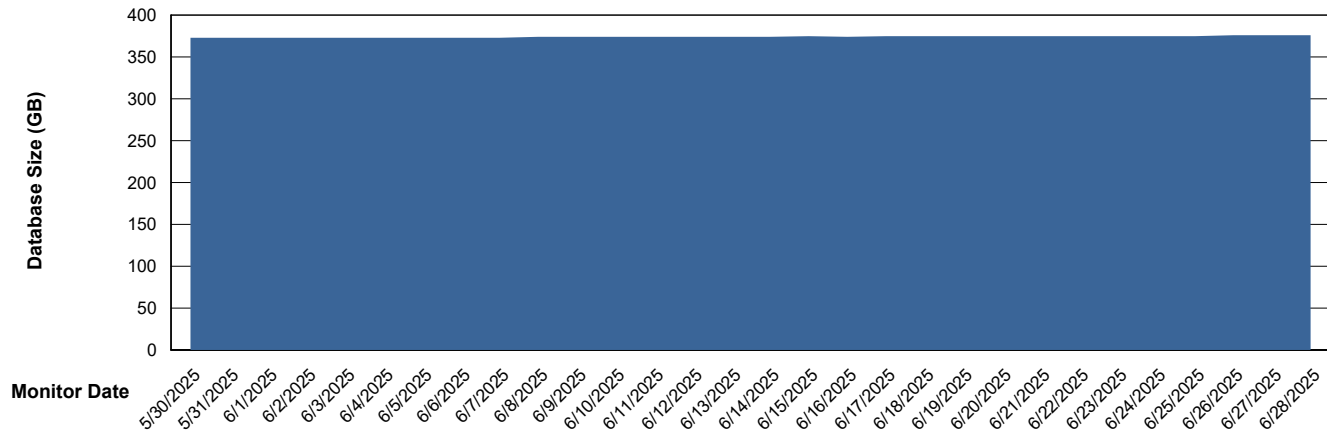
DATABASE SIZE LLG\_ABSBI01\_BI\_PROD\_ABS1

### Database growth over last month



DATABASE SIZE LLG\_ABSDB01\_PROD\_ABS1

### Database growth over last month



# Weekly SLA Customer Report

Customer      LLG\_Production  
 Database ID    148



Database Tablespace      LLG\_ABSBI01\_BI\_PROD\_ABS1

Date	Tablespace Name	Filesize (Gb)	Usedsize (Gb)	Percentage free
6/28/2025	ABSDATA	64	52	19
	INDX	80	66	17
6/27/2025	ABSDATA	64	52	19
	INDX	80	66	17
6/26/2025	ABSDATA	64	52	19
	INDX	80	66	17
6/25/2025	ABSDATA	64	52	19
	INDX	80	66	17
6/24/2025	ABSDATA	64	52	19
	INDX	80	66	17
6/23/2025	ABSDATA	64	52	19
	INDX	80	66	17
6/22/2025	ABSDATA	64	52	19
	INDX	80	66	17

# Weekly SLA Customer Report

Customer LLG\_Production  
 Database ID 148



Database Tablespace LLG\_ABSD01\_PROD\_ABS1

Date	Tablespace Name	Filesize (Gb)	Usedsize (Gb)	Percentage free
6/28/2025	ABSDATA	188	154	18
	INDX	256	207	19
6/27/2025	ABSDATA	188	154	18
	INDX	256	207	19
6/26/2025	ABSDATA	188	154	18
	INDX	256	207	19
6/25/2025	ABSDATA	188	154	18
	INDX	256	207	19
6/24/2025	ABSDATA	188	154	18
	INDX	256	207	19
6/23/2025	ABSDATA	188	154	18
	INDX	256	206	19
6/22/2025	ABSDATA	188	154	18
	INDX	256	206	19

BI Status and last ETL error for LLG\_ABSBI01\_BI\_PROD\_ABS1

	Mon 23/6/2025	Tue 24/6/2025	Wed 25/6/2025	Thu 26/6/2025	Fri 27/6/2025	Sat 28/6/2025
<b>ABS DataWarehouse ETL Health</b>	OK	OK	OK	OK	OK	OK
<b>ABS DWHStaging ETL Health</b>	OK	OK	OK	OK	OK	OK

# Weekly SLA Customer Report

Customer LLG\_Production  
Database ID 148



BI last ETL error for	LLG_ABSBI01_BI_PROD_ABS1
-----------------------	--------------------------

Mon, 23-06-2025	None
Tue, 24-06-2025	None
Thu, 26-06-2025	None
Thu, 26-06-2025	None
Fri, 27-06-2025	None
Sun, 22-06-2025	None
Tue, 24-06-2025	None
Wed, 25-06-2025	None
Wed, 25-06-2025	None
Sun, 22-06-2025	None
Mon, 23-06-2025	None
Sat, 28-06-2025	None
Fri, 27-06-2025	None
Sat, 28-06-2025	None

# Weekly SLA Customer Report

Customer LLG\_Production  
Database ID 148



Standby Database Health LLG\_Production

### Recovery lag for last 7 days



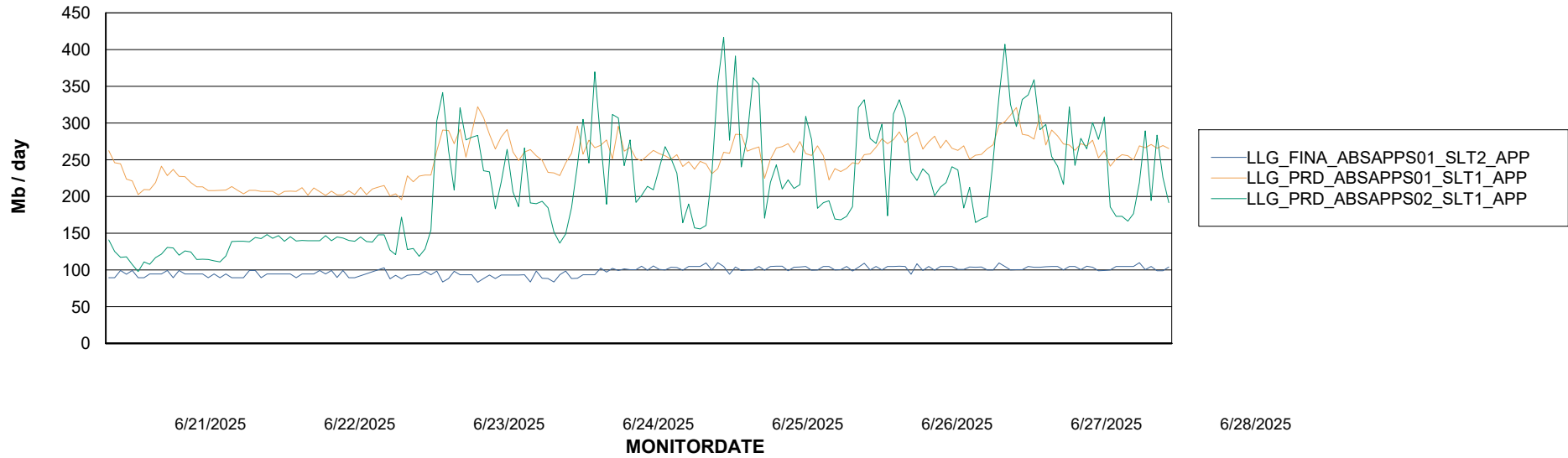
# Weekly SLA Customer Report

Customer LLG\_Production  
Database ID 148

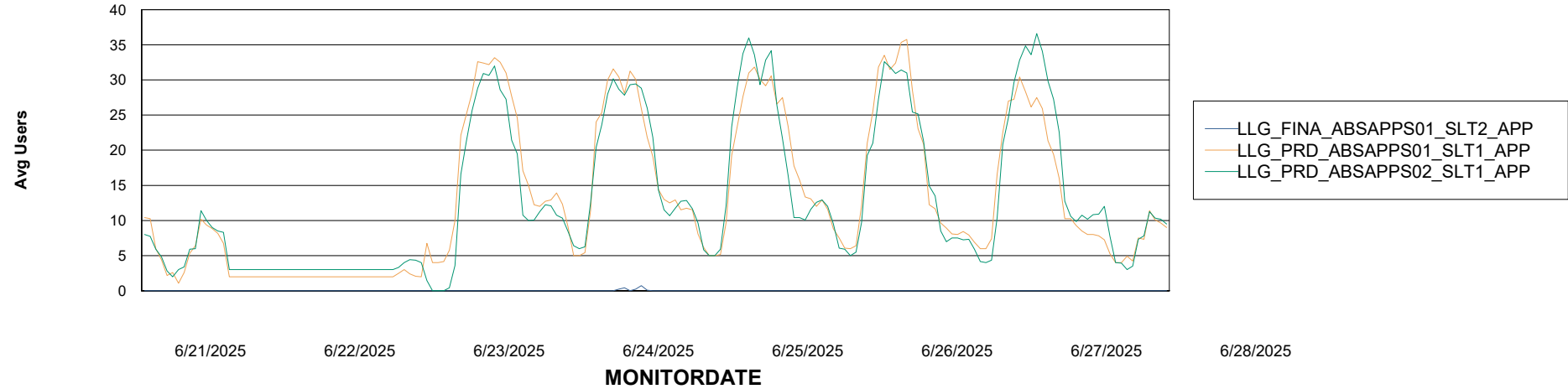


## ABSSolute Application Server Services

### Avg memory used per ABS Server Service



### Avg users per day per ABS server



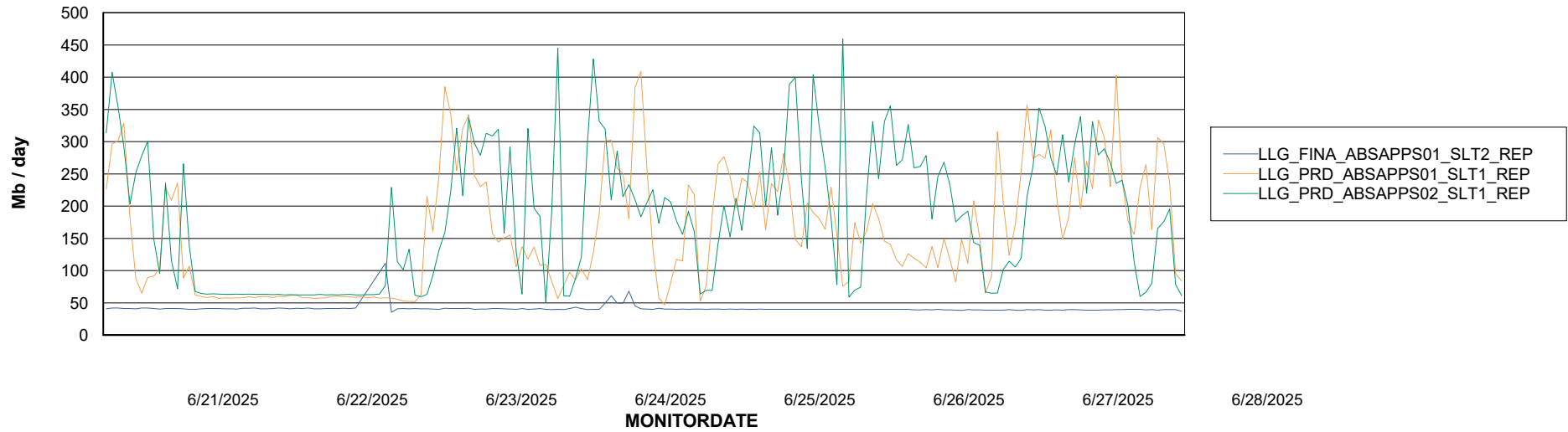
# Weekly SLA Customer Report

Customer LLG\_Production  
Database ID 148



## ABSSolute Application ReportServer Services

### Avg memory used per ReportServer Service



### Disaster per ABS component

