

Weekly SLA Customer Report

Customer LLG_Production
Database ID 148



Harddisk Usage LLG_ABSAPPS01

	Free disk space on C: (%)	Total disk space on C: (Gb)	Used disk space on C: (Gb)	Free disk space on D: (%)	Total disk space on D: (Gb)	Used disk space on D: (Gb)
6/14/2025	85	500	76	97	393	10
6/13/2025	85	500	76	97	393	10
6/12/2025	85	500	76	97	393	10
6/11/2025	85	500	75	97	393	10
6/10/2025	85	500	74	97	393	10
6/9/2025	84	500	78	97	393	10
6/8/2025	84	500	78	97	393	10

Harddisk Usage LLG_ABSApps02

	Free disk space on C: (%)	Total disk space on C: (Gb)	Used disk space on C: (Gb)	Free disk space on D: (%)	Total disk space on D: (Gb)	Used disk space on D: (Gb)
6/14/2025	89	500	53	96	393	16
6/13/2025	89	500	53	96	393	16
6/12/2025	90	500	52	96	393	16
6/11/2025	90	500	51	96	393	16
6/10/2025	90	500	51	96	393	16
6/9/2025	90	500	51	96	393	16
6/8/2025	90	500	51	96	393	16

Weekly SLA Customer Report

Customer LLG_Production
Database ID 148



Harddisk Usage LLG_ABSBI01

	Free disk space on C: (%)	Total disk space on C: (Gb)	Used disk space on C: (Gb)	Free disk space on D: (%)	Total disk space on D: (Gb)	Used disk space on D: (Gb)
6/14/2025	82	446	82	90	2,681	263
6/13/2025	82	446	82	90	2,681	262
6/12/2025	82	446	82	90	2,681	262
6/11/2025	82	446	82	90	2,681	262
6/10/2025	82	446	81	90	2,681	262
6/9/2025	82	446	81	90	2,681	262
6/8/2025	82	446	80	90	2,681	262

Harddisk Usage LLG_ABSDB01

	Free disk space on C: (%)	Total disk space on C: (Gb)	Used disk space on C: (Gb)	Free disk space on D: (%)	Total disk space on D: (Gb)	Used disk space on D: (Gb)	Free disk space on E: (%)	Total disk space on E: (Gb)	Used disk space on E: (Gb)
6/14/2025	86	446	62	70	1,605	484	67	1,077	357
6/13/2025	86	446	62	70	1,605	484	67	1,077	355
6/12/2025	86	446	62	70	1,605	484	67	1,077	355
6/11/2025	86	446	60	70	1,605	484	67	1,077	355
6/10/2025	86	446	61	70	1,605	484	67	1,077	355
6/9/2025	86	446	64	70	1,605	484	67	1,077	356
6/8/2025	86	446	63	70	1,605	484	65	1,077	376

Weekly SLA Customer Report

Customer LLG_Production
Database ID 148



Harddisk Usage LLG_ABSDB02

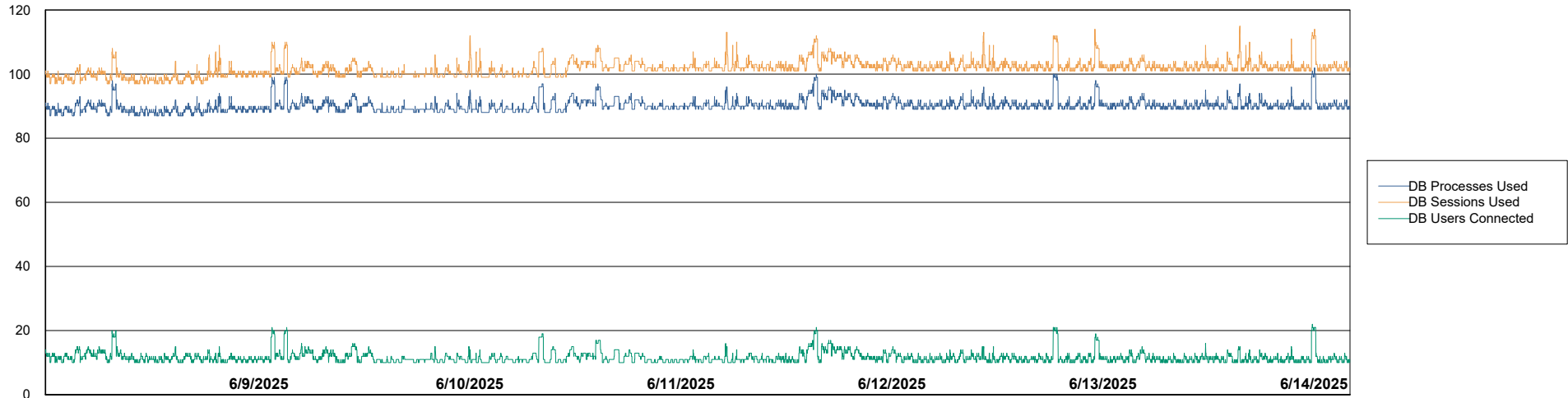
	Free disk space on C: (%)	Total disk space on C: (Gb)	Used disk space on C: (Gb)	Free disk space on D: (%)	Total disk space on D: (Gb)	Used disk space on D: (Gb)	Free disk space on E: (%)	Total disk space on E: (Gb)	Used disk space on E: (Gb)
6/14/2025	28	446	322	62	1,605	614	82	1,077	195
6/13/2025	28	446	322	62	1,605	614	82	1,077	195
6/12/2025	28	446	322	62	1,605	614	82	1,077	196
6/11/2025	28	446	321	62	1,605	614	82	1,077	195
6/10/2025	28	446	320	62	1,605	614	82	1,077	195
6/9/2025	28	446	321	62	1,605	614	82	1,077	193
6/8/2025	28	446	321	62	1,605	614	97	1,077	34

Weekly SLA Customer Report

Customer LLG_Production
Database ID 148



Database Performance LLG_ABSBI01_BI_PROD_ABS1

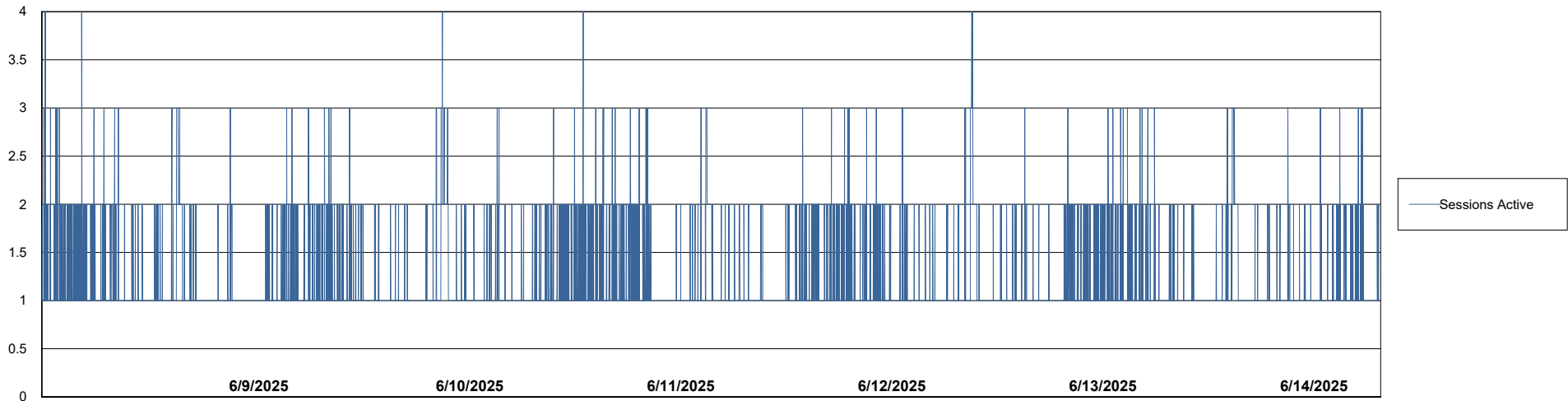
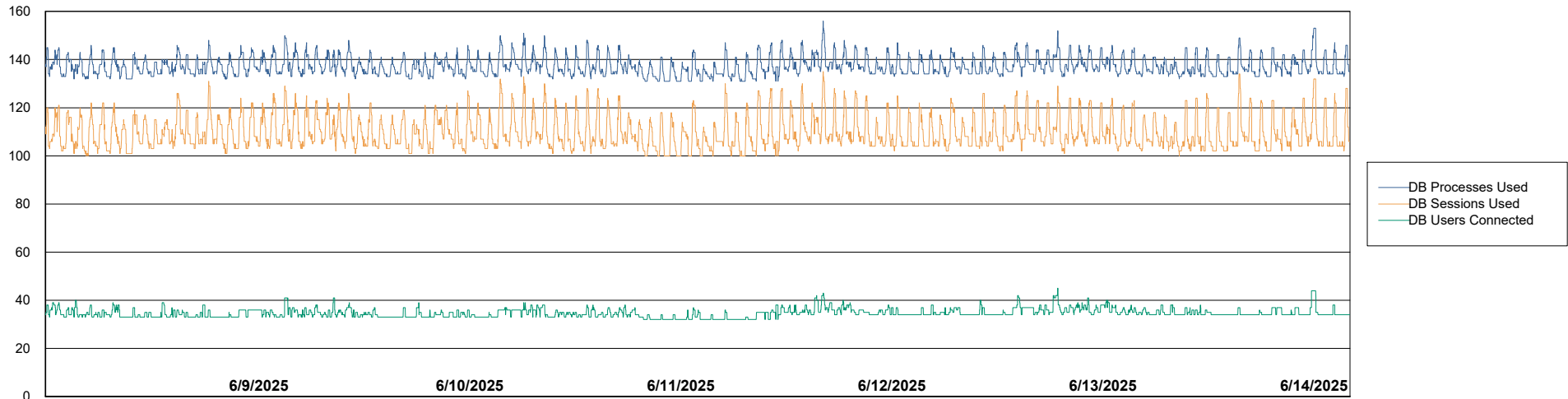


Weekly SLA Customer Report

Customer LLG_Production
Database ID 148



Database Performance LLG_ABSDB01_PROD_ABS1



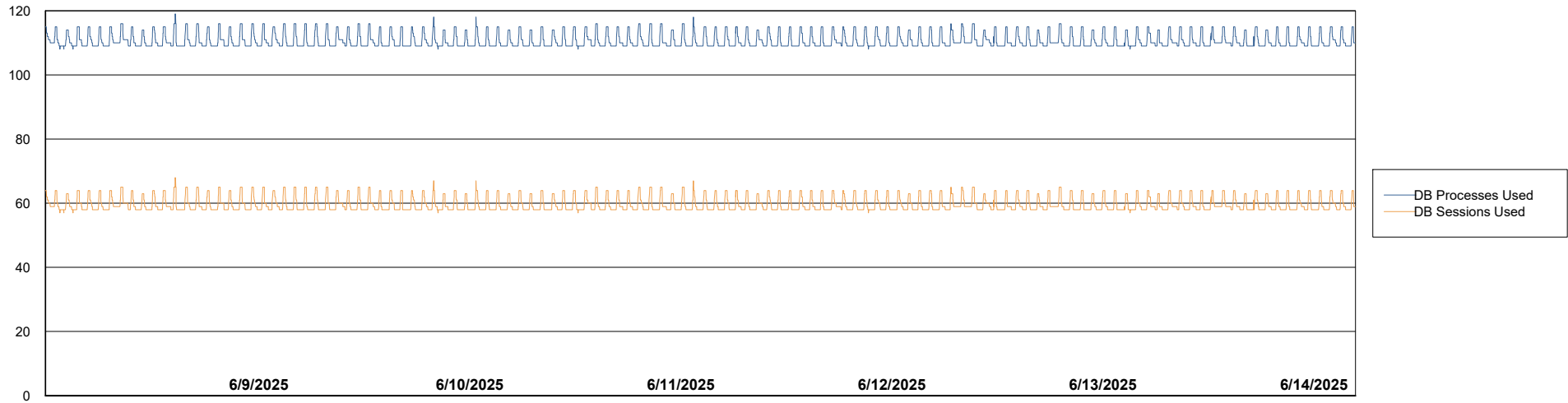
Weekly SLA Customer Report

Customer LLG_Production
Database ID 148



Database Performance LLG_ABSDB02_PROD_HSBABS1

DB Processes Max 4
DB Processes Max 300
DB Processes Max 0



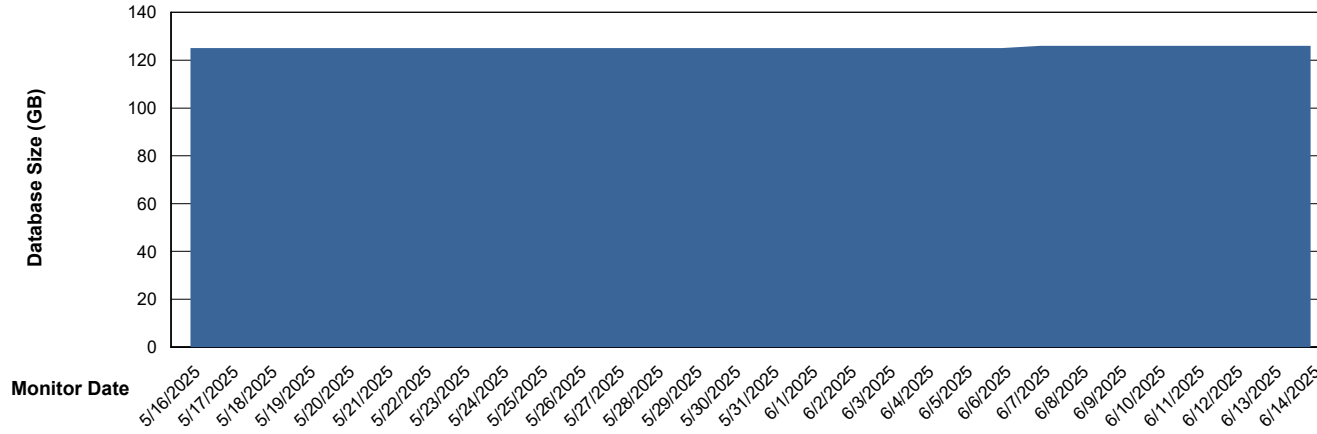
Weekly SLA Customer Report

Customer LLG_Production
Database ID 148



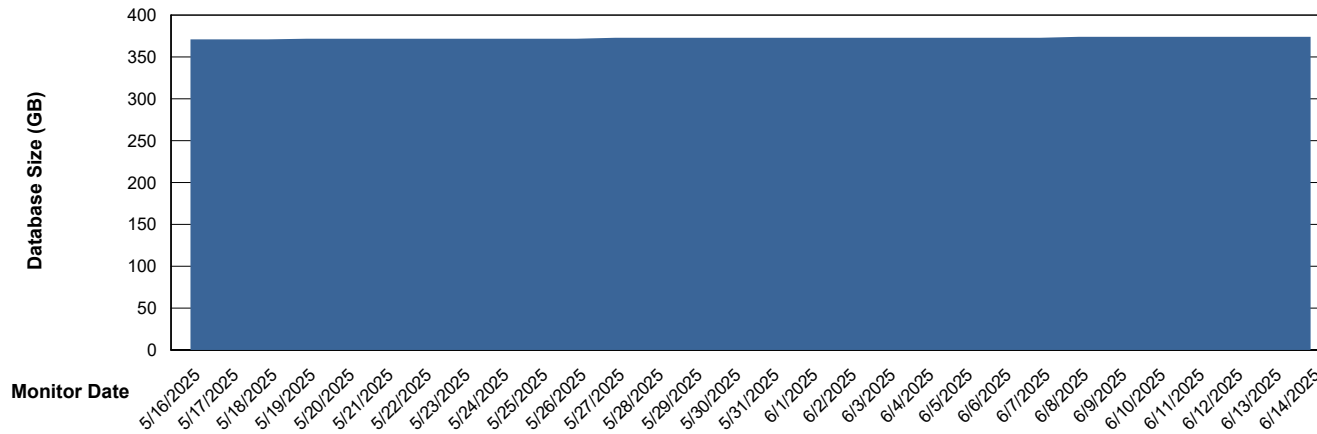
DATABASE SIZE LLG_ABSBI01_BI_PROD_ABS1

Database growth over last month



DATABASE SIZE LLG_ABSDB01_PROD_ABS1

Database growth over last month



Weekly SLA Customer Report

Customer LLG_Production
 Database ID 148



Database Tablespace LLG_ABSBI01_BI_PROD_ABS1

Date	Tablespace Name	Filesize (Gb)	Usedsize (Gb)	Percentage free
6/14/2025	ABSDATA	64	52	19
	INDX	80	66	17
6/13/2025	ABSDATA	64	51	20
	INDX	80	66	17
6/12/2025	ABSDATA	64	51	20
	INDX	80	66	17
6/11/2025	ABSDATA	64	51	20
	INDX	80	66	18
6/10/2025	ABSDATA	64	51	20
	INDX	80	66	18
6/9/2025	ABSDATA	64	51	20
	INDX	80	66	18
6/8/2025	ABSDATA	64	51	20
	INDX	80	66	18

Weekly SLA Customer Report

Customer LLG_Production
 Database ID 148



Database Tablespace LLG_ABSD01_PROD_ABS1

Date	Tablespace Name	Filesize (Gb)	Usedsize (Gb)	Percentage free
6/14/2025	ABSDATA	188	153	19
	INDX	245	206	16
6/13/2025	ABSDATA	188	153	19
	INDX	245	206	16
6/12/2025	ABSDATA	188	153	19
	INDX	245	206	16
6/11/2025	ABSDATA	188	153	19
	INDX	245	206	16
6/10/2025	ABSDATA	188	153	19
	INDX	245	206	16
6/9/2025	ABSDATA	188	153	19
	INDX	245	206	16
6/8/2025	ABSDATA	188	153	19
	INDX	245	206	16

BI Status and last ETL error for LLG_ABSBI01_BI_PROD_ABS1

	Mon 9/6/2025	Tue 10/6/2025	Wed 11/6/2025	Thu 12/6/2025	Fri 13/6/2025	Sat 14/6/2025
ABS DataWarehouse ETL Health	OK	OK	OK	OK	OK	OK
ABS DWHStaging ETL Health	OK	OK	OK	OK	OK	OK

Weekly SLA Customer Report

Customer LLG_Production
Database ID 148



BI last ETL error for	LLG_ABSBI01_BI_PROD_ABS1
-----------------------	--------------------------

Fri, 13-06-2025	None
Sun, 8-06-2025	None
Thu, 12-06-2025	None
Thu, 12-06-2025	None
Sat, 14-06-2025	None
Sat, 14-06-2025	None
Sun, 8-06-2025	None
Fri, 13-06-2025	None
Tue, 10-06-2025	None
Wed, 11-06-2025	None
Mon, 9-06-2025	None
Mon, 9-06-2025	None
Tue, 10-06-2025	None
Wed, 11-06-2025	None

Weekly SLA Customer Report

Customer LLG_Production
Database ID 148



Standby Database Health LLG_Production

Recovery lag for last 7 days



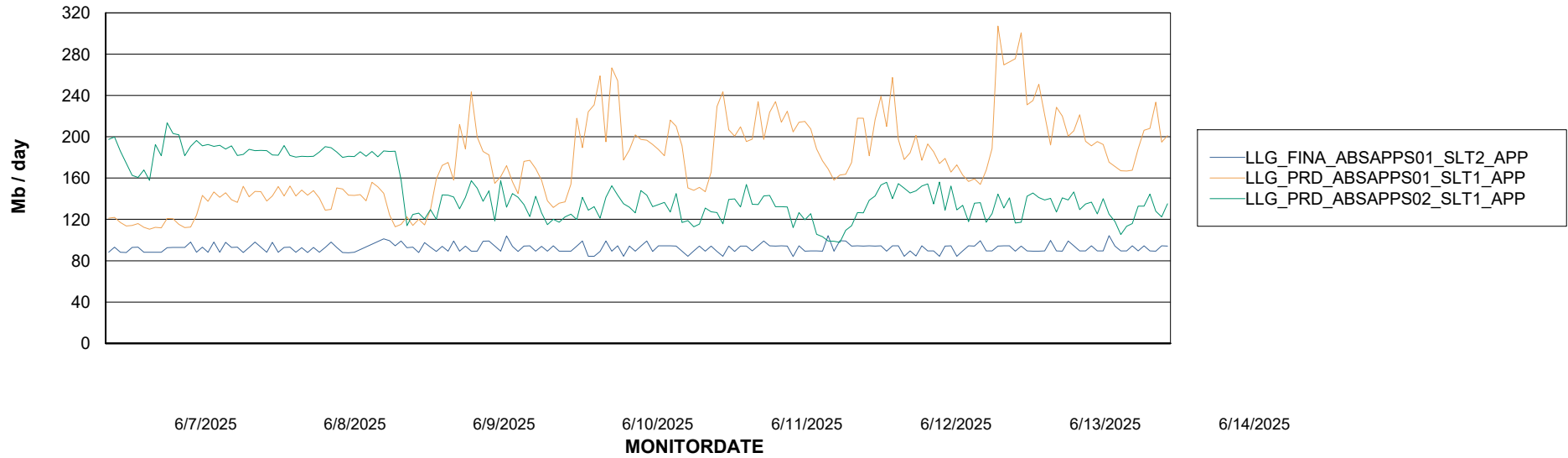
Weekly SLA Customer Report

Customer LLG_Production
Database ID 148

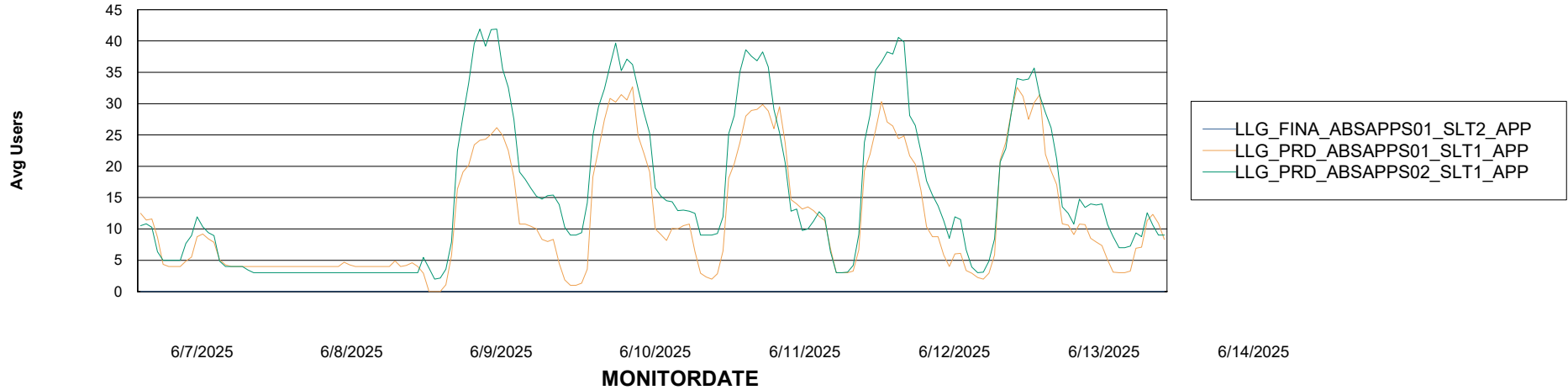


ABSSolute Application Server Services

Avg memory used per ABS Server Service



Avg users per day per ABS server



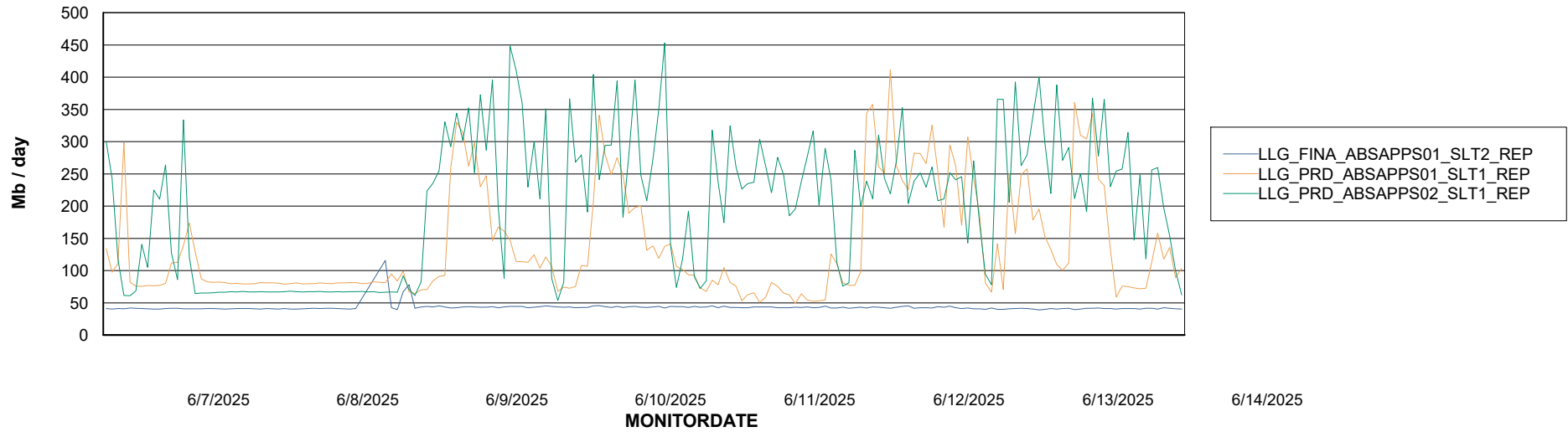
Weekly SLA Customer Report

Customer LLG_Production
Database ID 148



ABSSolute Application ReportServer Services

Avg memory used per ReportServer Service



Disaster per ABS component

