

Weekly SLA Customer Report

Customer BNL_Production
Database ID 83



Harddisk Usage BNL_PRD_BSNLP-VM-ABSD02

	Free disk space on C: (%)	Total disk space on C: (Gb)	Used disk space on C: (Gb)	Free disk space on D: (%)	Total disk space on D: (Gb)	Used disk space on D: (Gb)	Free disk space on E: (%)	Total disk space on E: (Gb)	Used disk space on E: (Gb)	Free disk space on F: (%)
6/14/2025	47	127	67	72	1,512	416	88	500	59	80
6/13/2025	48	127	66	73	1,512	404	88	500	61	80
6/12/2025	48	127	66	73	1,512	406	90	500	51	80
6/11/2025	48	127	66	74	1,512	400	91	500	47	80
6/10/2025	48	127	66	73	1,512	404	92	500	42	80
6/9/2025	48	127	66	73	1,512	404	89	500	55	80
6/8/2025	47	127	67	73	1,512	404	90	500	52	80

Harddisk Usage BNL_PRD_BSNLP-VM-ABSD03

	Free disk space on C: (%)	Total disk space on C: (Gb)	Used disk space on C: (Gb)	Free disk space on D: (%)	Total disk space on D: (Gb)	Used disk space on D: (Gb)	Free disk space on E: (%)	Total disk space on E: (Gb)	Used disk space on E: (Gb)	Free disk space on F: (%)
6/14/2025	44	127	70	81	1,512	291	80	500	102	80
6/13/2025	45	127	69	81	1,512	290	80	500	102	80
6/12/2025	45	127	69	81	1,512	289	80	500	100	80
6/11/2025	45	127	69	81	1,512	286	80	500	100	80
6/10/2025	45	127	69	81	1,512	287	80	500	102	80
6/9/2025	45	127	69	81	1,512	290	78	500	108	80
6/8/2025	45	127	69	81	1,512	290	78	500	108	80

Weekly SLA Customer Report

Customer BNL_Production
Database ID 83



Harddisk Usage BNL_PRD_bsnlp-vm-absw01

	Free disk space on C: (%)	Total disk space on C: (Gb)	Used disk space on C: (Gb)	Free disk space on D: (%)	Total disk space on D: (Gb)	Used disk space on D: (Gb)	Free disk space on E: (%)	Total disk space on E: (Gb)	Used disk space on E: (Gb)
6/14/2025	76	127	31	98	128	3	91	16	1
6/13/2025	76	127	30	98	128	3	91	16	1
6/12/2025	77	127	29	98	128	3	91	16	1
6/11/2025	77	127	29	98	128	3	91	16	1
6/10/2025	77	127	29	98	128	3	91	16	1
6/9/2025	77	127	29	98	128	3	91	16	1
6/8/2025	77	127	29	98	128	3	91	16	1

Harddisk Usage BNL_PRD_vm-absa01

	Free disk space on C: (%)	Total disk space on C: (Gb)	Used disk space on C: (Gb)	Free disk space on D: (%)	Total disk space on D: (Gb)	Used disk space on D: (Gb)	Free disk space on E: (%)	Total disk space on E: (Gb)	Used disk space on E: (Gb)
6/14/2025	65	127	44	91	127	11	92	64	5
6/13/2025	65	127	44	91	127	11	92	64	5
6/12/2025	67	127	42	91	127	11	92	64	5
6/11/2025	67	127	42	91	127	11	92	64	5
6/10/2025	67	127	42	91	127	11	92	64	5
6/9/2025	67	127	42	91	127	11	92	64	5
6/8/2025	67	127	42	91	127	11	92	64	5

Weekly SLA Customer Report

Customer BNL_Production
Database ID 83



Harddisk Usage BNL_PRD_vm-absa02

	Free disk space on C: (%)	Total disk space on C: (Gb)	Used disk space on C: (Gb)	Free disk space on D: (%)	Total disk space on D: (Gb)	Used disk space on D: (Gb)	Free disk space on E: (%)	Total disk space on E: (Gb)	Used disk space on E: (Gb)
6/14/2025	71	127	37	85	127	19	92	64	5
6/13/2025	71	127	37	85	127	19	92	64	5
6/12/2025	72	127	35	85	127	19	92	64	5
6/11/2025	72	127	35	85	127	19	92	64	5
6/10/2025	72	127	35	85	127	19	92	64	5
6/9/2025	71	127	36	85	127	19	92	64	5
6/8/2025	71	127	36	85	127	19	92	64	5

Harddisk Usage BNL_PRD_vm-absa03

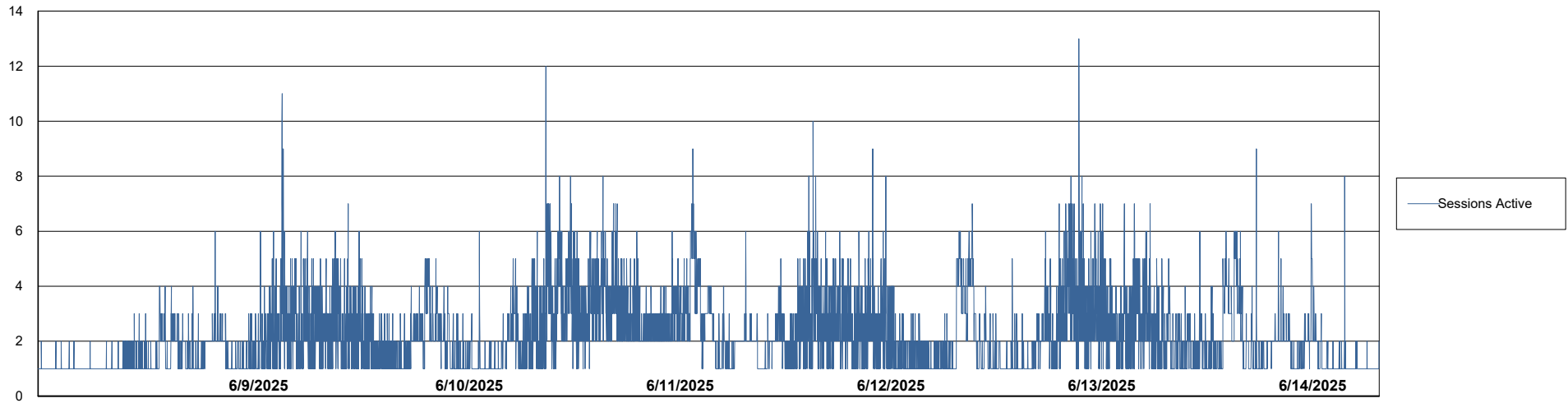
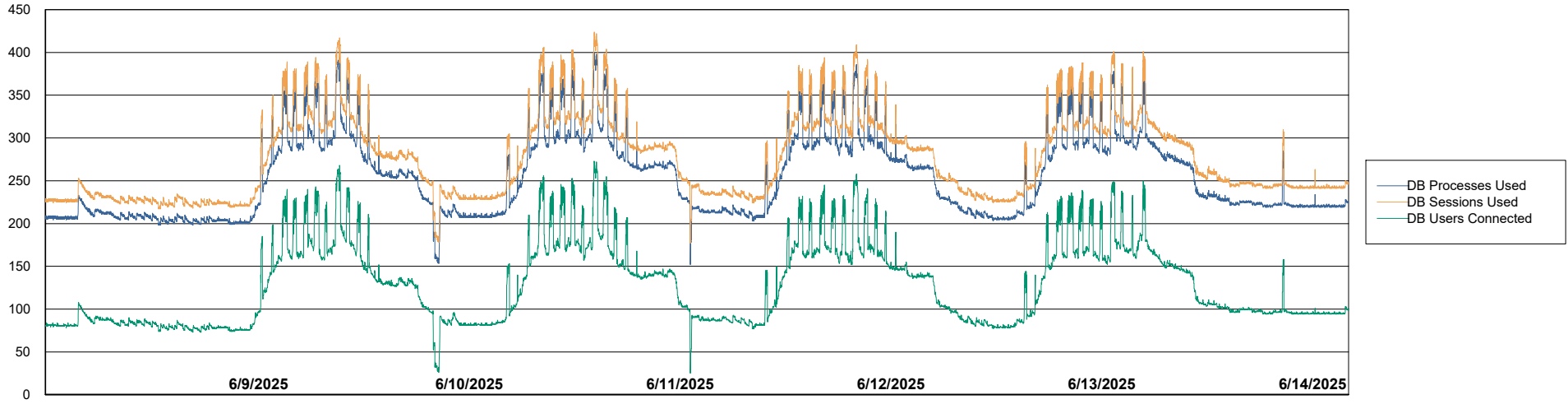
	Free disk space on C: (%)	Total disk space on C: (Gb)	Used disk space on C: (Gb)	Free disk space on D: (%)	Total disk space on D: (Gb)	Used disk space on D: (Gb)	Free disk space on E: (%)	Total disk space on E: (Gb)	Used disk space on E: (Gb)
6/14/2025	66	127	43	55	127	58	92	64	5
6/13/2025	66	127	43	55	127	58	92	64	5
6/12/2025	68	127	41	55	127	58	92	64	5
6/11/2025	68	127	41	55	127	58	92	64	5
6/10/2025	68	127	41	55	127	58	92	64	5
6/9/2025	68	127	41	55	127	58	92	64	5
6/8/2025	68	127	41	55	127	58	92	64	5

Weekly SLA Customer Report

Customer BNL_Production
Database ID 83



Database Performance BNLDB_Production



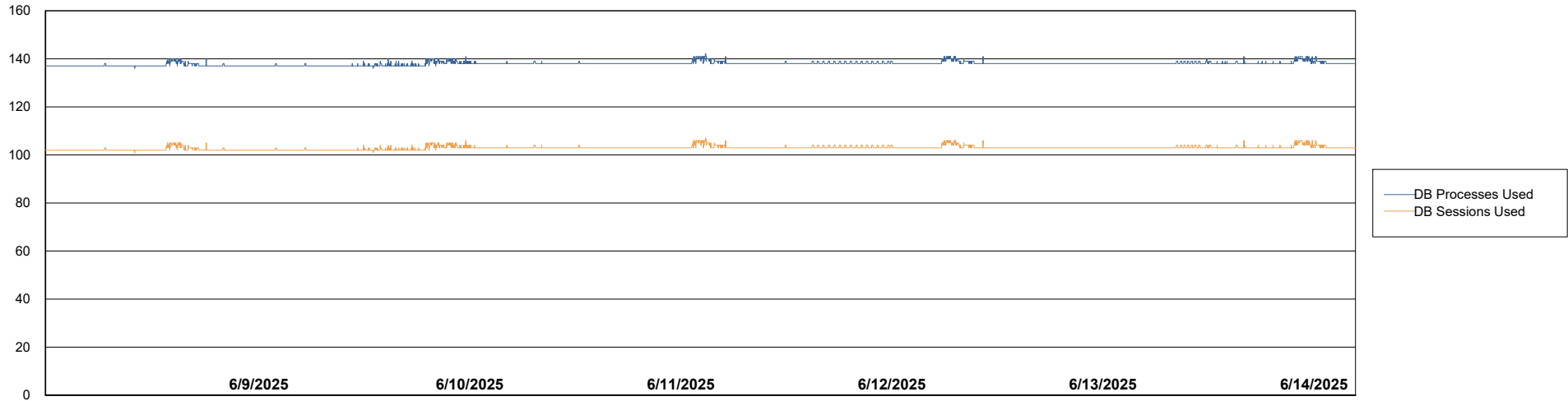
Weekly SLA Customer Report

Customer BNL_Production
Database ID 83



Database Performance BNLDB_Standby

DB Processes Max 4
DB Processes Max 0
DB Processes Max 1,000



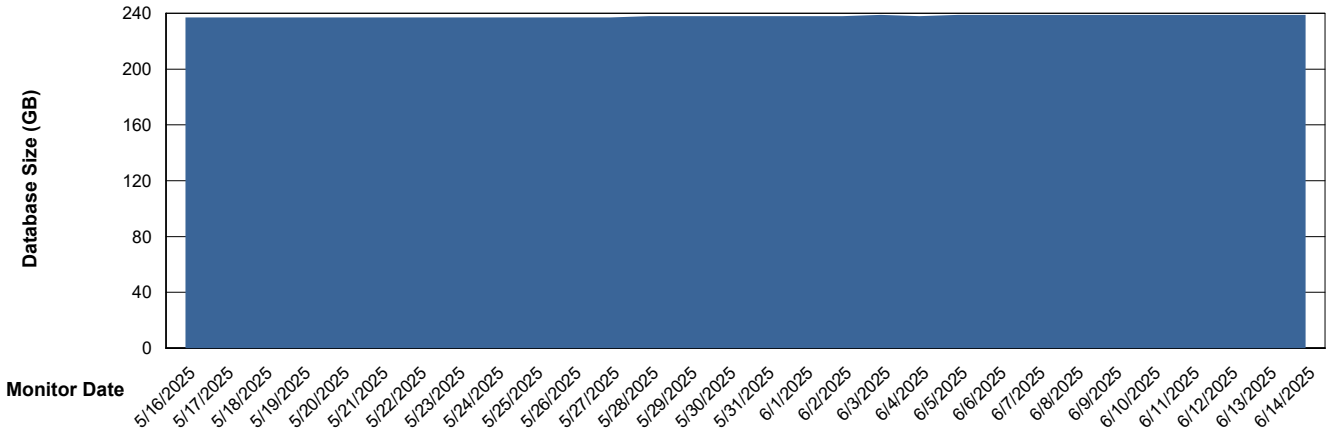
Weekly SLA Customer Report

Customer BNL_Production
 Database ID 83



DATABASE SIZE BNLDB_Production

Database growth over last month



Database Tablespace BNLDB_Production

Date	Tablespace Name	Filesize (Gb)	Usedsize (Gb)	Percentage free
6/14/2025	ABSDATA	105	67	36
	INDX	200	162	19
6/13/2025	ABSDATA	105	67	36
	INDX	200	162	19
6/12/2025	ABSDATA	105	67	36
	INDX	200	162	19
6/11/2025	ABSDATA	105	67	36
	INDX	200	162	19
6/10/2025	ABSDATA	105	67	36
	INDX	200	162	19
6/9/2025	ABSDATA	105	67	36
	INDX	200	162	19
6/8/2025	ABSDATA	105	67	36
	INDX	200	162	19

Weekly SLA Customer Report

Customer BNL_Production
Database ID 83



Standby Database Health BNL_Production

Recovery lag for last 7 days



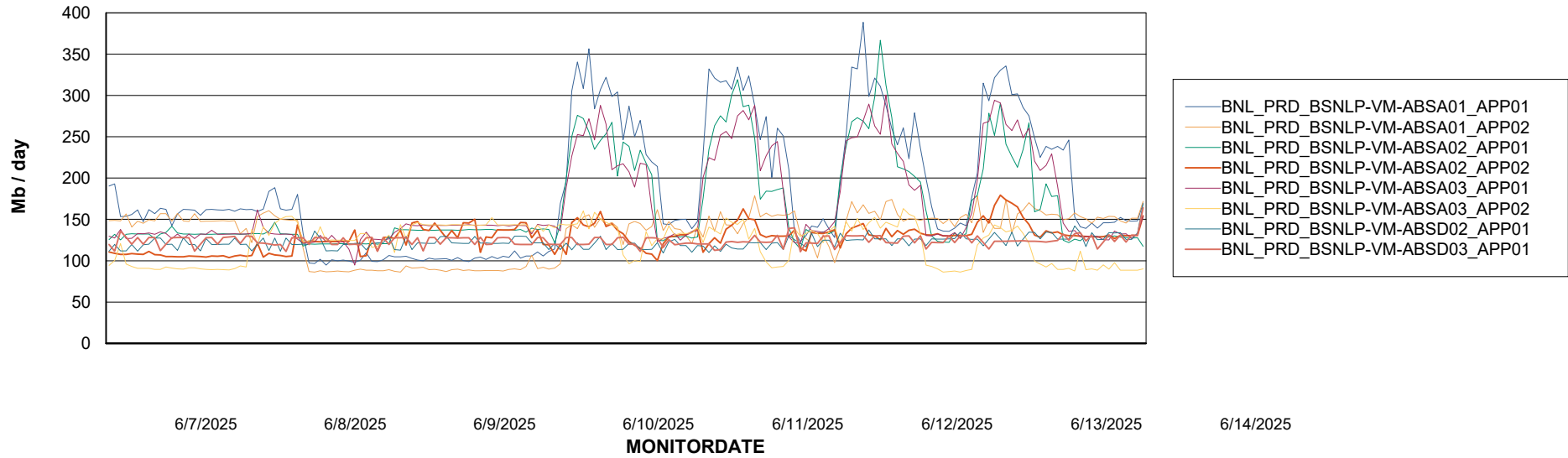
Weekly SLA Customer Report

Customer BNL_Production
Database ID 83

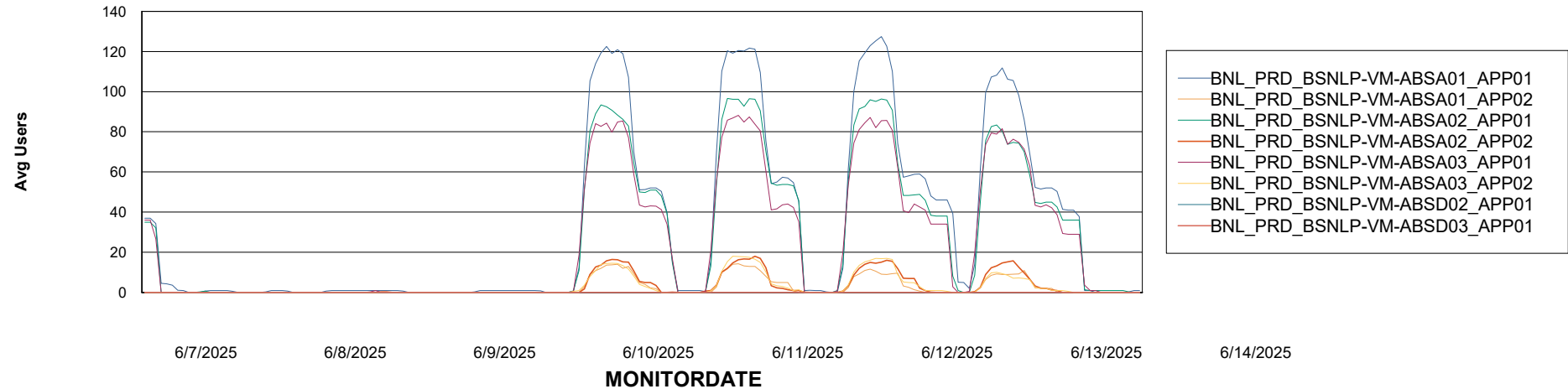


ABSSolute Application Server Services

Avg memory used per ABS Server Service



Avg users per day per ABS server



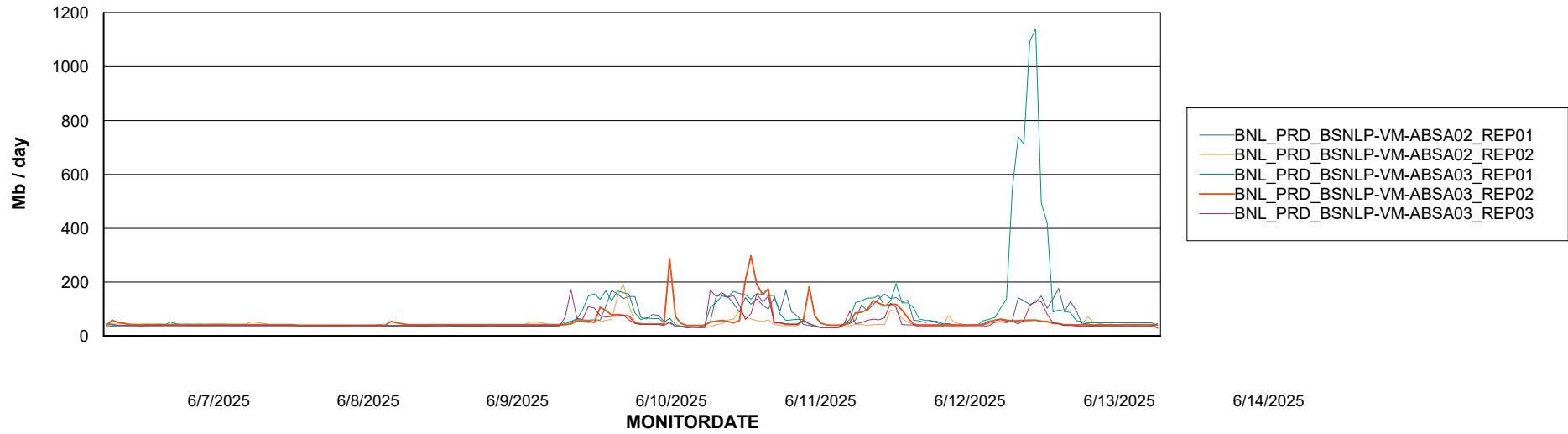
Weekly SLA Customer Report

Customer BNL_Production
Database ID 83



ABSSolute Application ReportServer Services

Avg memory used per ReportServer Service



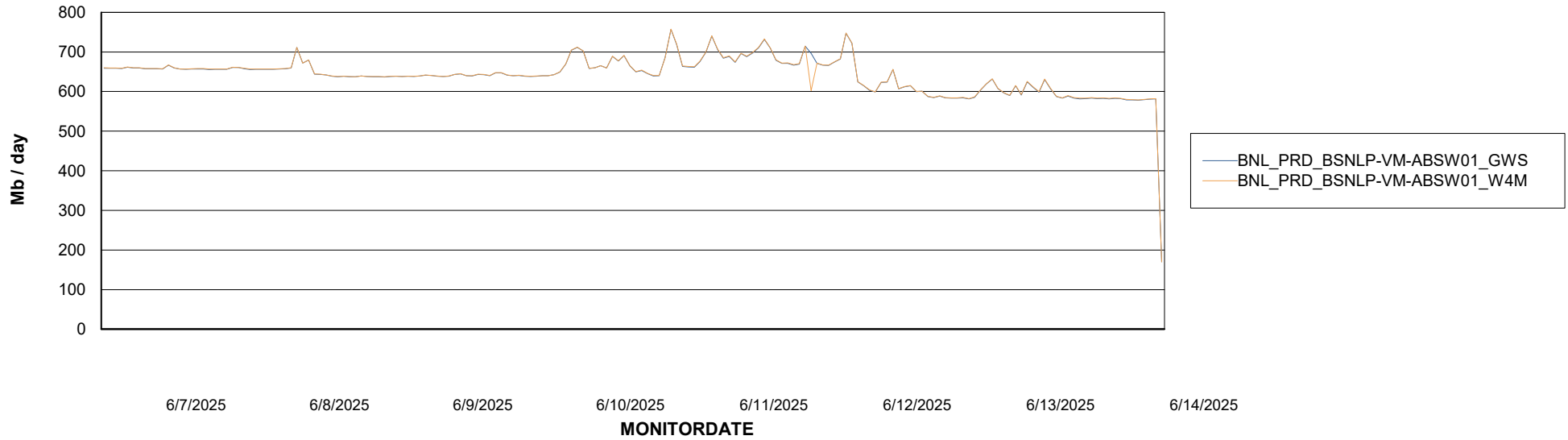
Weekly SLA Customer Report

Customer BNL_Production
Database ID 83



ABSSolute Web Component Services

Avg memory used per ABS Web component



Weekly SLA Customer Report

Customer BNL_Production
Database ID 83



Disaster per ABS component

