

Weekly SLA Customer Report

Customer SPI_Production
Database ID 49



Harddisk Usage SPI_PRD_SRV2016-SW1

	Free disk space on C: (%)	Total disk space on C: (Gb)	Used disk space on C: (Gb)	Free disk space on D: (%)	Total disk space on D: (Gb)	Used disk space on D: (Gb)
6/7/2025	38	79	49	55	100	45
6/6/2025	38	79	49	55	100	45
6/5/2025	38	79	49	55	100	45
6/4/2025	38	79	49	55	100	45
6/3/2025	38	79	49	55	100	45
6/2/2025	38	79	49	55	100	45
6/1/2025	38	79	49	55	100	45

Harddisk Usage SPI_PRD_SRV2016-SW2

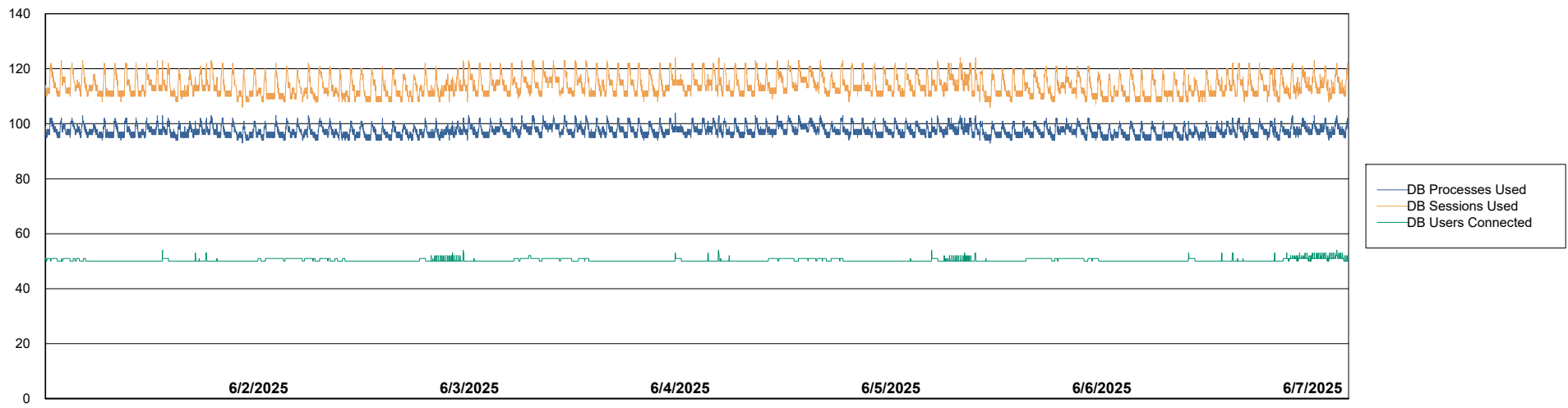
	Free disk space on C: (%)	Total disk space on C: (Gb)	Used disk space on C: (Gb)	Free disk space on D: (%)	Total disk space on D: (Gb)	Used disk space on D: (Gb)
6/7/2025	33	79	53	59	150	62
6/6/2025	33	79	53	59	150	62
6/5/2025	33	79	53	59	150	62
6/4/2025	33	79	53	59	150	62
6/3/2025	34	79	53	59	150	62
6/2/2025	34	79	53	59	150	62
6/1/2025	34	79	53	59	150	62

Weekly SLA Customer Report

Customer SPI_Production
Database ID 49



Database Performance SPI_PRD_SRV2016-SW1_ABS1



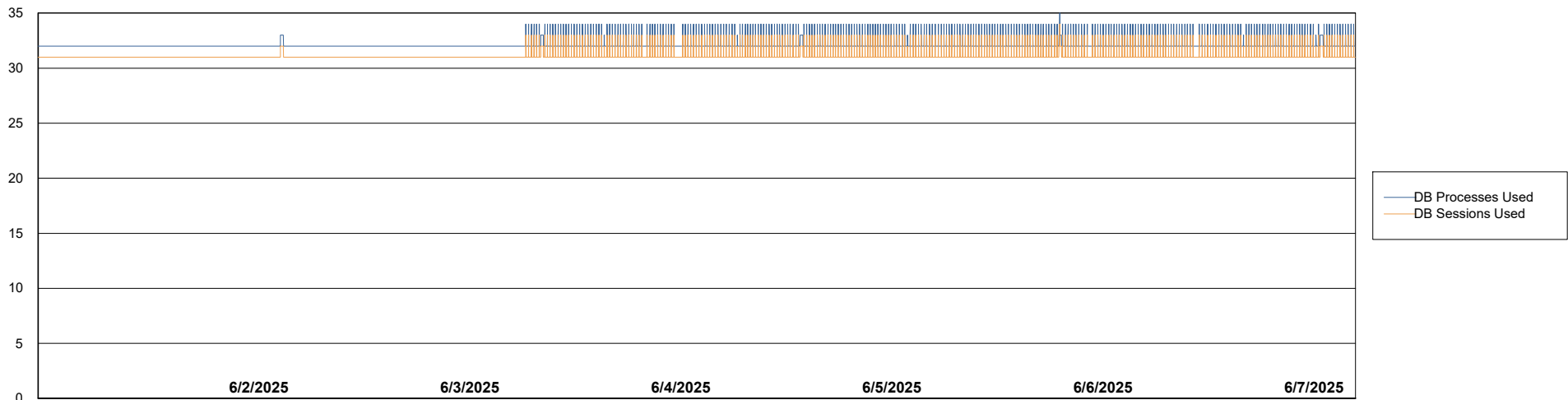
Weekly SLA Customer Report

Customer SPI_Production
Database ID 49



Database Performance SPI_PRD_SRV2016-SW2_HSBABS1

DB Processes Max 500



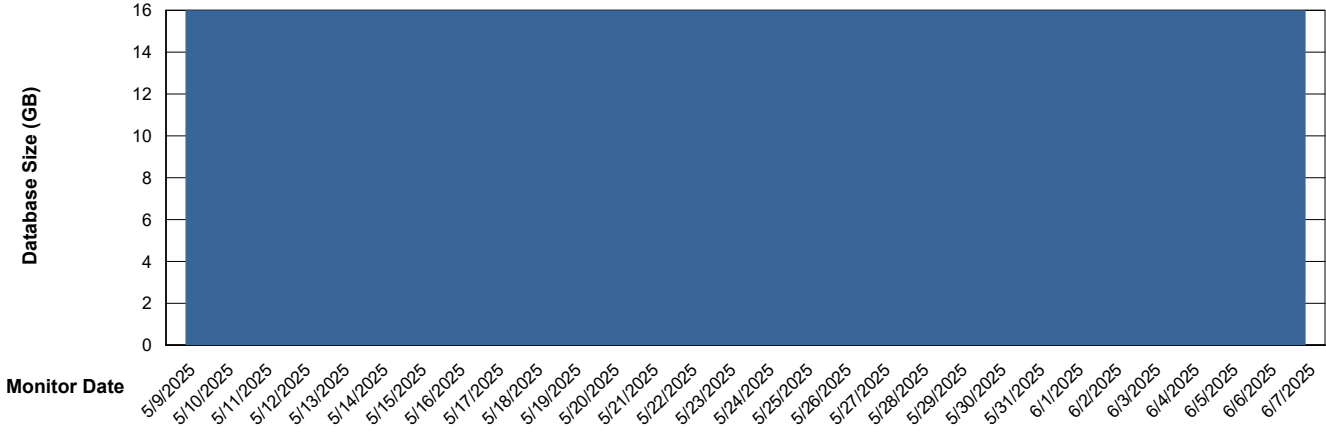
Weekly SLA Customer Report

Customer SPI_Production
 Database ID 49



DATABASE SIZE SPI_PRD_SRV2016-SW1_ABS1

Database growth over last month



Database Tablespace SPI_PRD_SRV2016-SW1_ABS1

Date	Tablespace Name	Filesize (Gb)	Usedsize (Gb)	Percentage free
6/7/2025	ABSDATA	5	3	37
	INDX	8	5	33
6/6/2025	ABSDATA	5	3	37
	INDX	8	5	33
6/5/2025	ABSDATA	5	3	37
	INDX	8	5	33
6/4/2025	ABSDATA	5	3	37
	INDX	8	5	33
6/3/2025	ABSDATA	5	3	38
	INDX	8	5	33
6/2/2025	ABSDATA	5	3	38
	INDX	8	5	33
6/1/2025	ABSDATA	5	3	38
	INDX	8	5	33

Weekly SLA Customer Report

Customer SPI_Production
Database ID 49



Standby Database Health SPI_Production

Recovery lag for last 7 days

