

Weekly SLA Customer Report

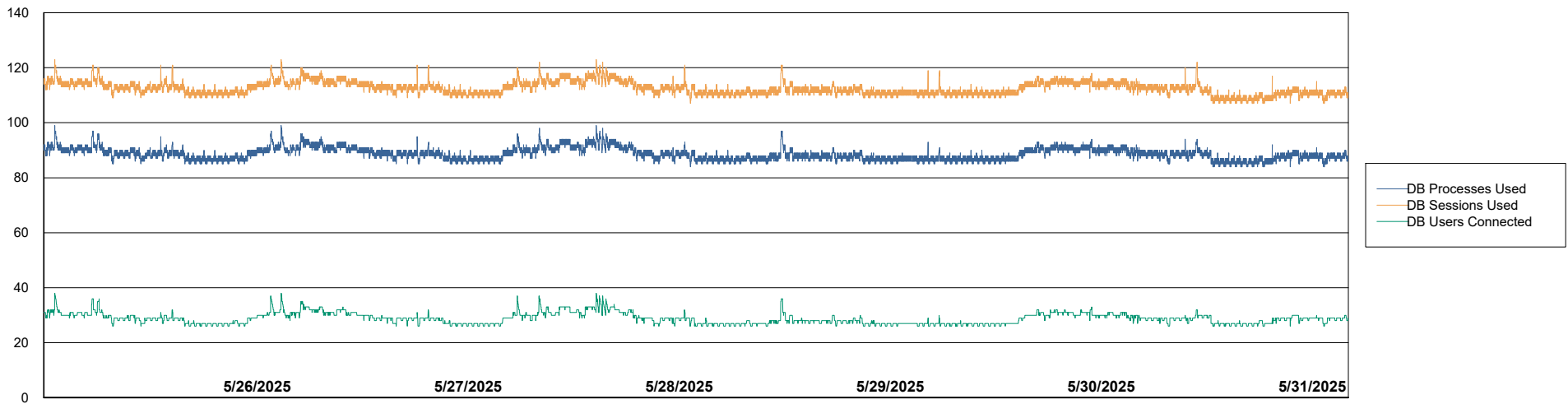
Customer RAS_Production
 Database ID 189



Harddisk Usage RAS_PRD_NEDLIN-ST-APP01

	Free disk space on C: (%)	Total disk space on C: (Gb)	Used disk space on C: (Gb)	Free disk space on D: (%)	Total disk space on D: (Gb)	Used disk space on D: (Gb)	Free disk space on E: (%)	Total disk space on E: (Gb)	Used disk space on E: (Gb)
5/31/2025	18	249	204	21	310	245	67	100	33
5/30/2025	18	249	204	21	310	245	64	100	36
5/29/2025	18	249	204	21	310	245	62	100	38
5/28/2025	18	249	204	21	310	245	58	100	42
5/27/2025	19	249	203	21	310	245	58	100	42
5/26/2025	19	249	202	21	310	245	64	100	36
5/25/2025	19	249	202	21	310	245	64	100	36

Database Performance RAS_PRD_NEDLIN-ST-APP01_ABS1



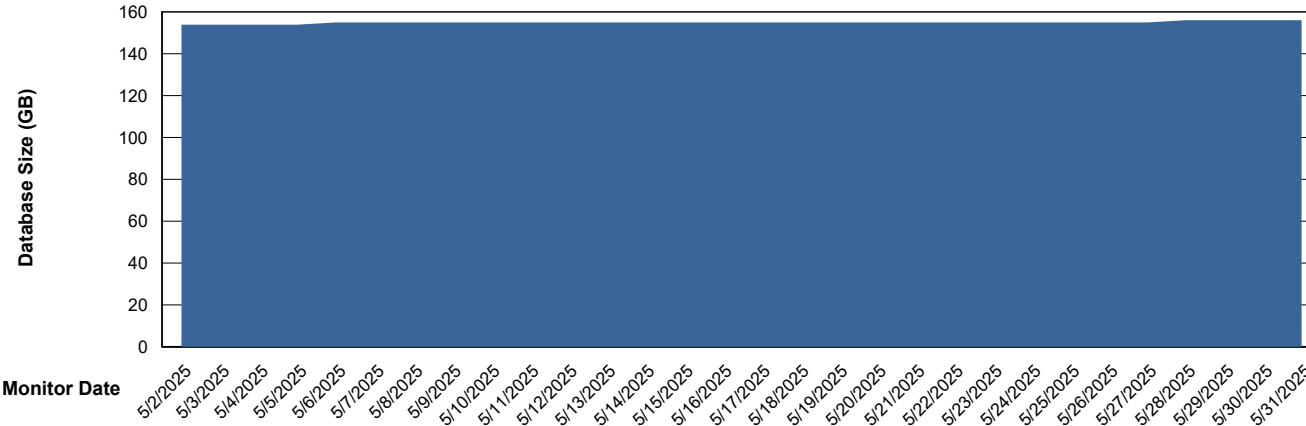
Weekly SLA Customer Report

Customer RAS_Production
 Database ID 189



DATABASE SIZE RAS_PRD_NEDLIN-ST-APP01_ABS1

Database growth over last month



Database Tablespace RAS_PRD_NEDLIN-ST-APP01_ABS1

Date	Tablespace Name	Filesize (Gb)	Usedsize (Gb)	Percentage free
5/31/2025	ABSDATA	60	40	34
	INDX	128	100	22
5/30/2025	ABSDATA	60	40	34
	INDX	128	100	22
5/29/2025	ABSDATA	60	40	34
	INDX	128	100	22
5/28/2025	ABSDATA	60	40	34
	INDX	128	100	22
5/27/2025	ABSDATA	60	40	34
	INDX	128	100	22
5/26/2025	ABSDATA	60	40	34
	INDX	128	100	22
5/25/2025	ABSDATA	60	40	34
	INDX	128	100	22

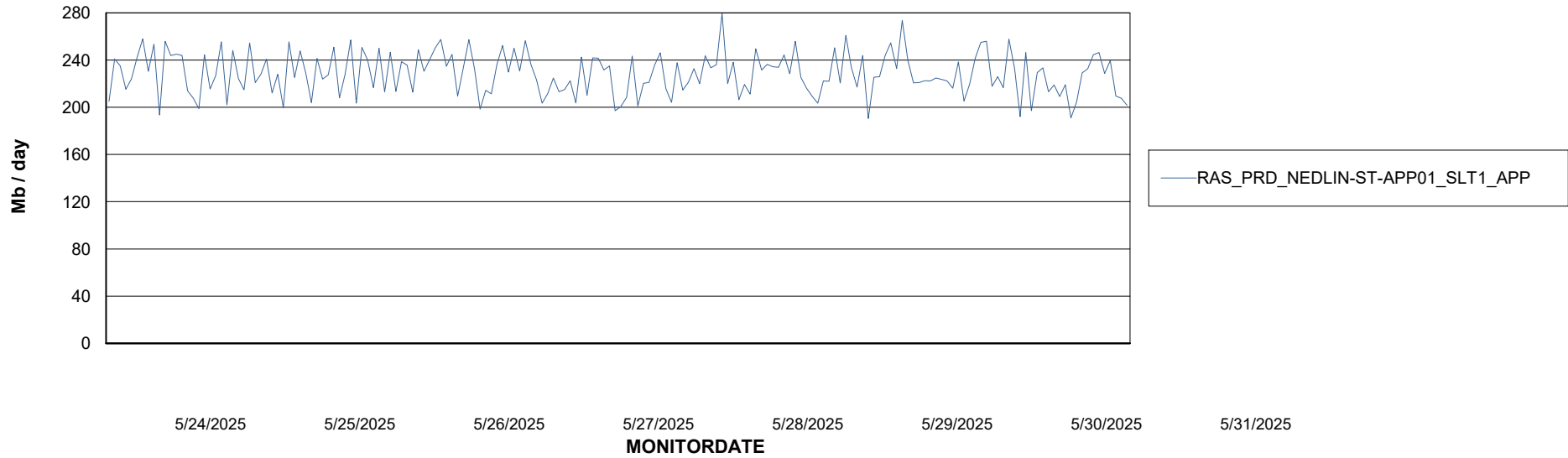
Weekly SLA Customer Report

Customer RAS_Production
Database ID 189

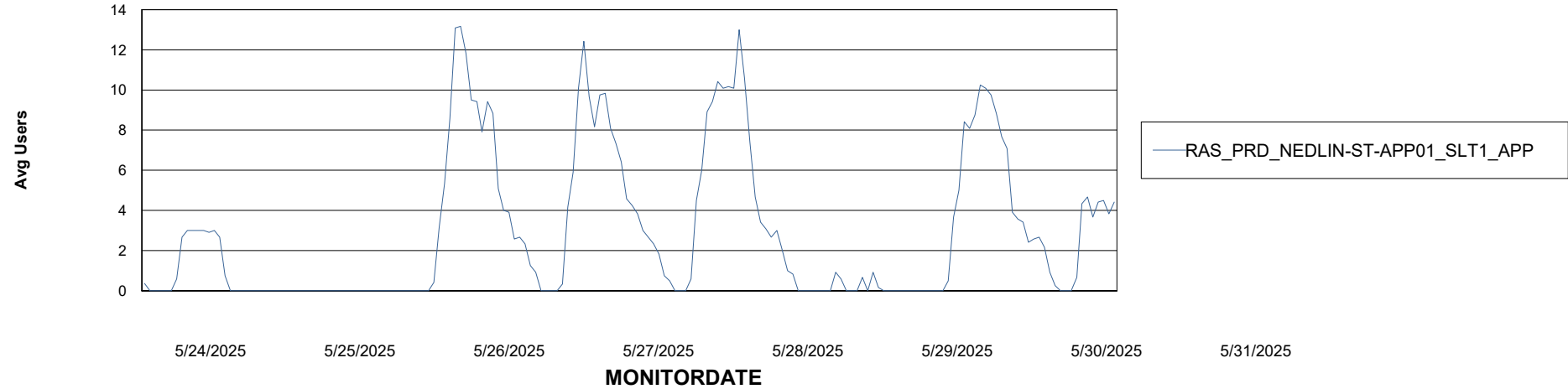


ABSSolute Application Server Services

Avg memory used per ABS Server Service



Avg users per day per ABS server



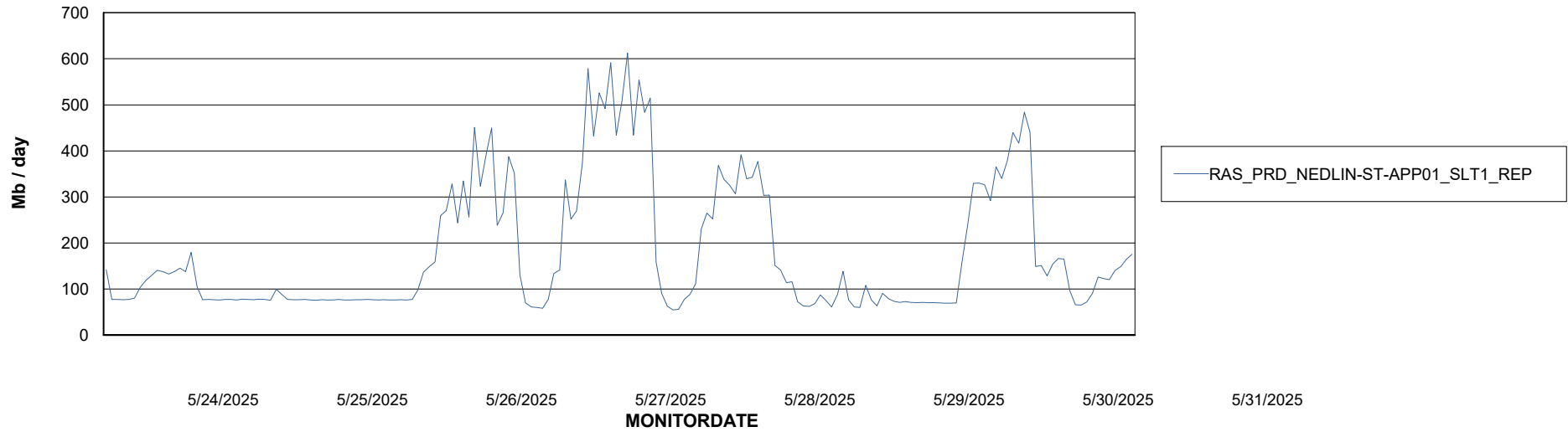
Weekly SLA Customer Report

Customer RAS_Production
Database ID 189



ABSSolute Application ReportServer Services

Avg memory used per ReportServer Service



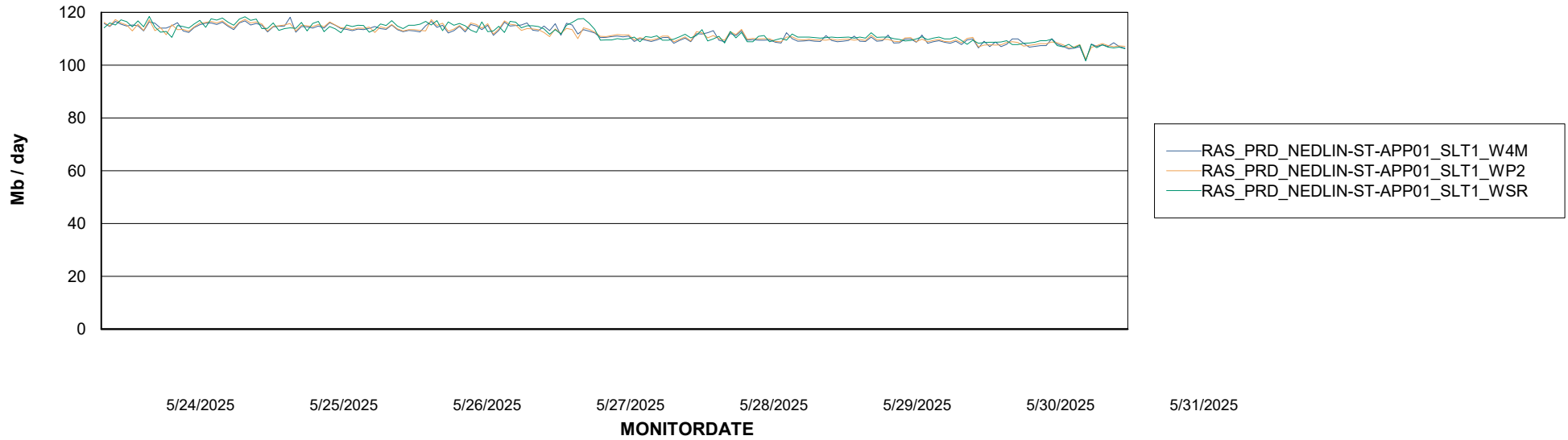
Weekly SLA Customer Report

Customer RAS_Production
Database ID 189



ABSSolute Web Component Services

Avg memory used per ABS Web component



Weekly SLA Customer Report

Customer RAS_Production
Database ID 189



Disaster per ABS component

