

# Weekly SLA Customer Report

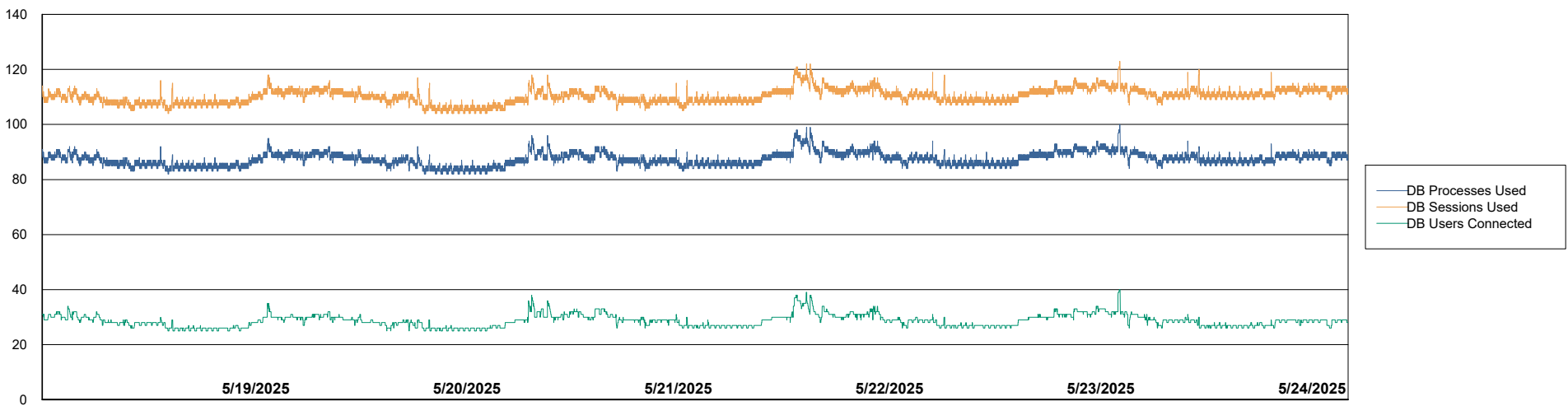
Customer RAS\_Production  
 Database ID 189



Harddisk Usage RAS\_PRD\_NEDLIN-ST-APP01

|           | Free disk space on C: (%) | Total disk space on C: (Gb) | Used disk space on C: (Gb) | Free disk space on D: (%) | Total disk space on D: (Gb) | Used disk space on D: (Gb) | Free disk space on E: (%) | Total disk space on E: (Gb) | Used disk space on E: (Gb) |
|-----------|---------------------------|-----------------------------|----------------------------|---------------------------|-----------------------------|----------------------------|---------------------------|-----------------------------|----------------------------|
| 5/24/2025 | 19                        | 249                         | 202                        | 21                        | 310                         | 245                        | 69                        | 100                         | 31                         |
| 5/23/2025 | 19                        | 249                         | 202                        | 21                        | 310                         | 245                        | 69                        | 100                         | 31                         |
| 5/22/2025 | 19                        | 249                         | 202                        | 21                        | 310                         | 245                        | 69                        | 100                         | 31                         |
| 5/21/2025 | 19                        | 249                         | 201                        | 21                        | 310                         | 245                        | 70                        | 100                         | 30                         |
| 5/20/2025 | 20                        | 249                         | 200                        | 21                        | 310                         | 245                        | 70                        | 100                         | 30                         |
| 5/19/2025 | 20                        | 249                         | 199                        | 21                        | 310                         | 245                        | 70                        | 100                         | 29                         |
| 5/18/2025 | 20                        | 249                         | 199                        | 21                        | 310                         | 245                        | 70                        | 100                         | 29                         |

Database Performance RAS\_PRD\_NEDLIN-ST-APP01\_ABS1



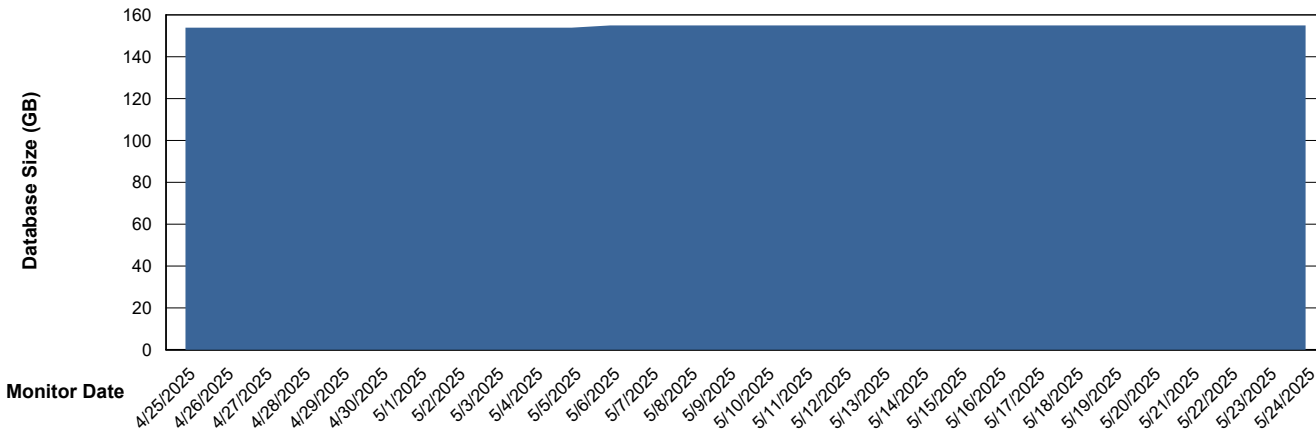
# Weekly SLA Customer Report

Customer RAS\_Production  
 Database ID 189



DATABASE SIZE RAS\_PRD\_NEDLIN-ST-APP01\_ABS1

## Database growth over last month



Database Tablespace RAS\_PRD\_NEDLIN-ST-APP01\_ABS1

| Date      | Tablespace Name | Filesize (Gb) | Usedsize (Gb) | Percentage free |
|-----------|-----------------|---------------|---------------|-----------------|
| 5/24/2025 | ABSDATA         | 60            | 40            | 34              |
|           | INDX            | 128           | 100           | 22              |
| 5/23/2025 | ABSDATA         | 60            | 40            | 34              |
|           | INDX            | 128           | 100           | 22              |
| 5/22/2025 | ABSDATA         | 60            | 40            | 34              |
|           | INDX            | 128           | 100           | 22              |
| 5/21/2025 | ABSDATA         | 60            | 40            | 34              |
|           | INDX            | 128           | 100           | 22              |
| 5/20/2025 | ABSDATA         | 60            | 40            | 34              |
|           | INDX            | 128           | 100           | 22              |
| 5/19/2025 | ABSDATA         | 60            | 40            | 34              |
|           | INDX            | 128           | 100           | 22              |
| 5/18/2025 | ABSDATA         | 60            | 40            | 34              |
|           | INDX            | 128           | 100           | 22              |

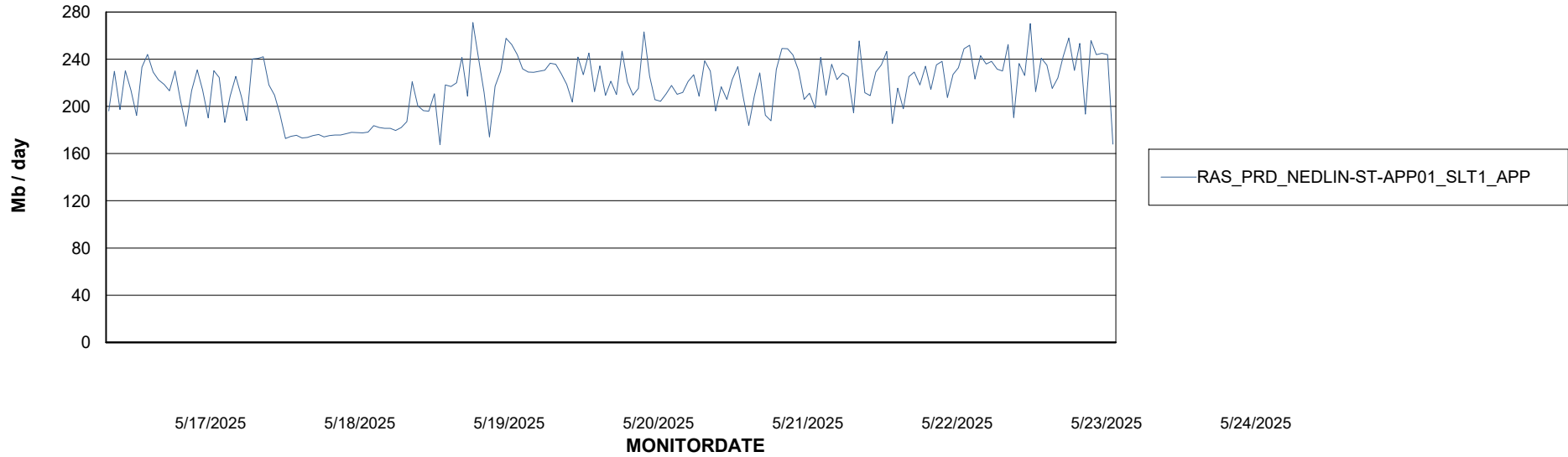
# Weekly SLA Customer Report

Customer RAS\_Production  
Database ID 189

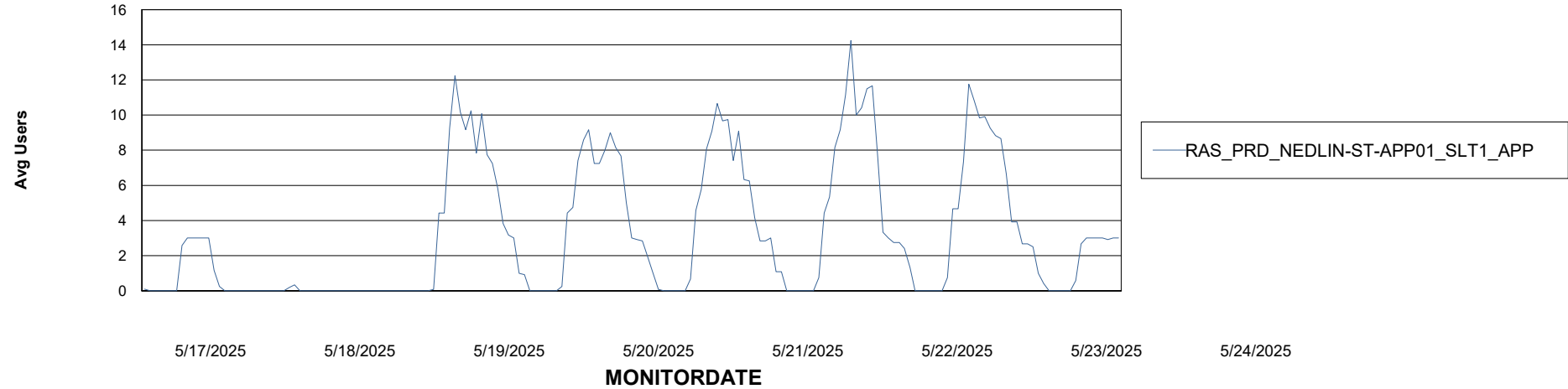


## ABSSolute Application Server Services

### Avg memory used per ABS Server Service



### Avg users per day per ABS server



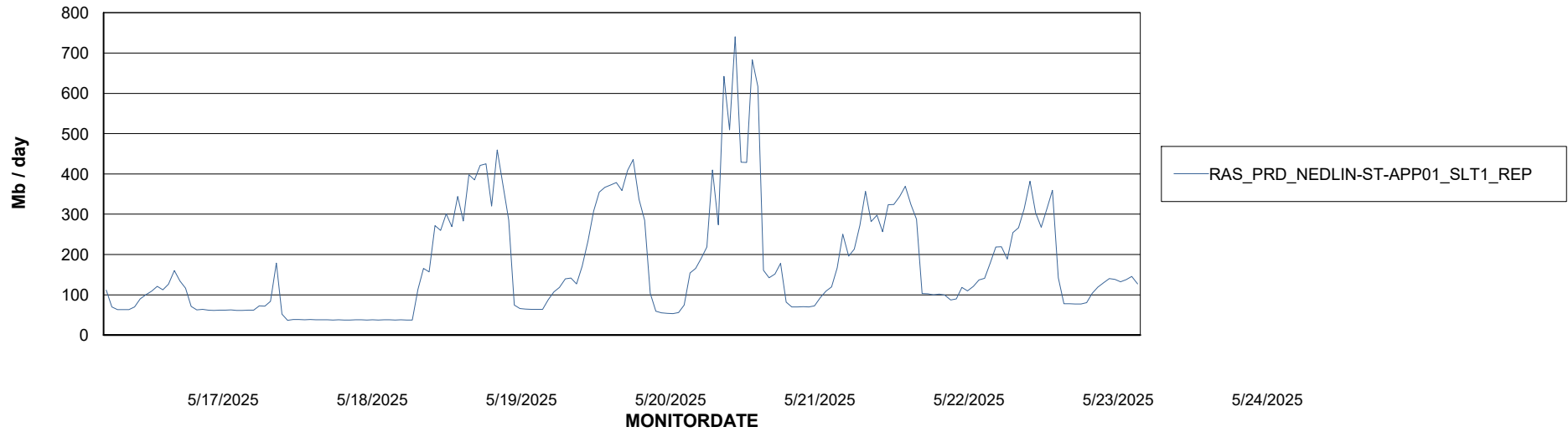
# Weekly SLA Customer Report

Customer RAS\_Production  
Database ID 189



## ABSSolute Application ReportServer Services

### Avg memory used per ReportServer Service



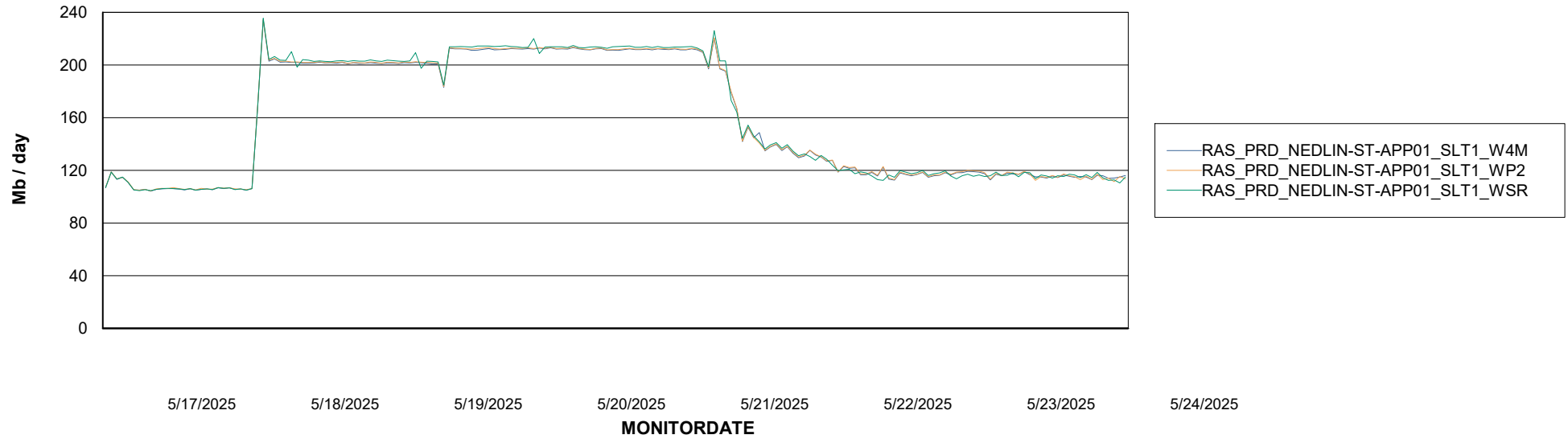
# Weekly SLA Customer Report

Customer RAS\_Production  
Database ID 189



## ABSSolute Web Component Services

### Avg memory used per ABS Web component



# Weekly SLA Customer Report

Customer RAS\_Production  
Database ID 189



## Disaster per ABS component

