

Weekly SLA Customer Report

Customer CLO Production
Database ID 38



Harddisk Usage CLO_PRD_CLO-ORA01

| | Free disk space on C: (%) | Total disk space on C: (Gb) | Used disk space on C: (Gb) | Free disk space on D: (%) | Total disk space on D: (Gb) | Used disk space on D: (Gb) | Free disk space on F: (%) | Total disk space on F: (Gb) | Used disk space on F: (Gb) |
|-----------|---------------------------|-----------------------------|----------------------------|---------------------------|-----------------------------|----------------------------|---------------------------|-----------------------------|----------------------------|
| 5/24/2025 | 41 | 279 | 164 | 20 | 447 | 357 | 50 | 447 | 222 |
| 5/23/2025 | 41 | 279 | 164 | 20 | 447 | 357 | 52 | 447 | 216 |
| 5/22/2025 | 41 | 279 | 163 | 20 | 447 | 357 | 53 | 447 | 209 |
| 5/21/2025 | 42 | 279 | 163 | 20 | 447 | 357 | 49 | 447 | 226 |
| 5/20/2025 | 42 | 279 | 162 | 20 | 447 | 357 | 50 | 447 | 223 |
| 5/19/2025 | 42 | 279 | 162 | 20 | 447 | 357 | 52 | 447 | 216 |
| 5/18/2025 | 42 | 279 | 161 | 20 | 447 | 357 | 53 | 447 | 210 |

Harddisk Usage CLO_PRD_CLO-ORA02

| | Free disk space on C: (%) | Total disk space on C: (Gb) | Used disk space on C: (Gb) | Free disk space on D: (%) | Total disk space on D: (Gb) | Used disk space on D: (Gb) | Free disk space on F: (%) | Total disk space on F: (Gb) | Used disk space on F: (Gb) |
|-----------|---------------------------|-----------------------------|----------------------------|---------------------------|-----------------------------|----------------------------|---------------------------|-----------------------------|----------------------------|
| 5/24/2025 | 43 | 279 | 158 | 18 | 447 | 368 | 20 | 447 | 357 |
| 5/23/2025 | 44 | 279 | 157 | 18 | 447 | 368 | 21 | 447 | 353 |
| 5/22/2025 | 44 | 279 | 157 | 18 | 447 | 368 | 22 | 447 | 346 |
| 5/21/2025 | 44 | 279 | 157 | 18 | 447 | 368 | 19 | 447 | 364 |
| 5/20/2025 | 44 | 279 | 157 | 18 | 447 | 368 | 19 | 447 | 360 |
| 5/19/2025 | 44 | 279 | 157 | 18 | 447 | 368 | 21 | 447 | 353 |
| 5/18/2025 | 44 | 279 | 156 | 18 | 447 | 368 | 22 | 447 | 347 |

Weekly SLA Customer Report

Customer CLO Production
Database ID 38



Harddisk Usage CLO_PRD_CLOVA-WEB2

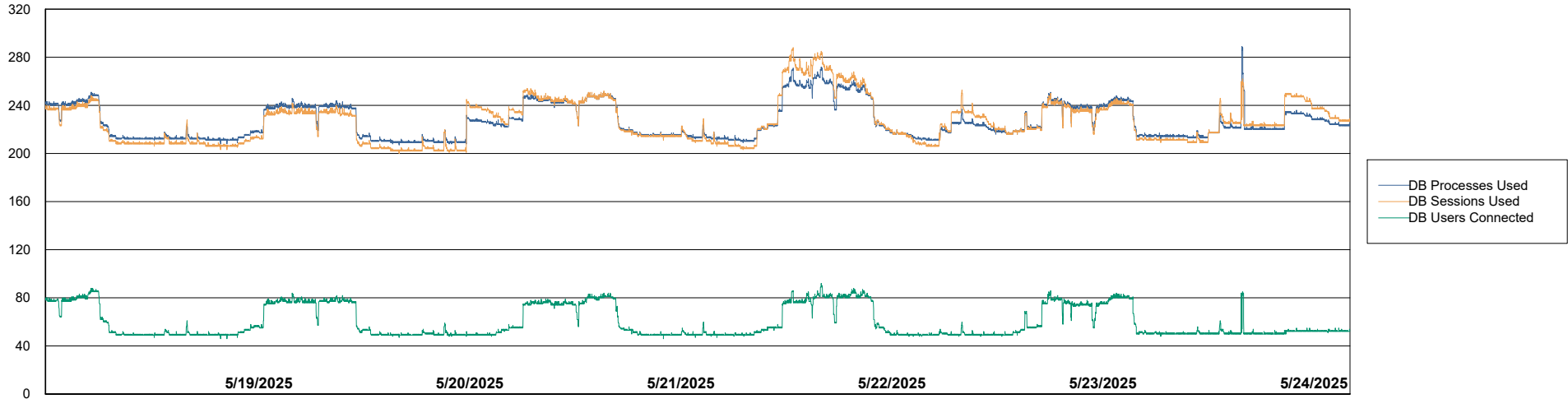
| | Free disk space on C: (%) | Total disk space on C: (Gb) | Used disk space on C: (Gb) |
|-----------|---------------------------|-----------------------------|----------------------------|
| 5/24/2025 | 62 | 99 | 38 |
| 5/23/2025 | 62 | 99 | 38 |
| 5/22/2025 | 62 | 99 | 38 |
| 5/21/2025 | 62 | 99 | 38 |
| 5/20/2025 | 62 | 99 | 38 |
| 5/19/2025 | 62 | 99 | 38 |
| 5/18/2025 | 62 | 99 | 37 |

Weekly SLA Customer Report

Customer CLO Production
Database ID 38



Database Performance CLO_PRD_CLO-ORA01_ABS1



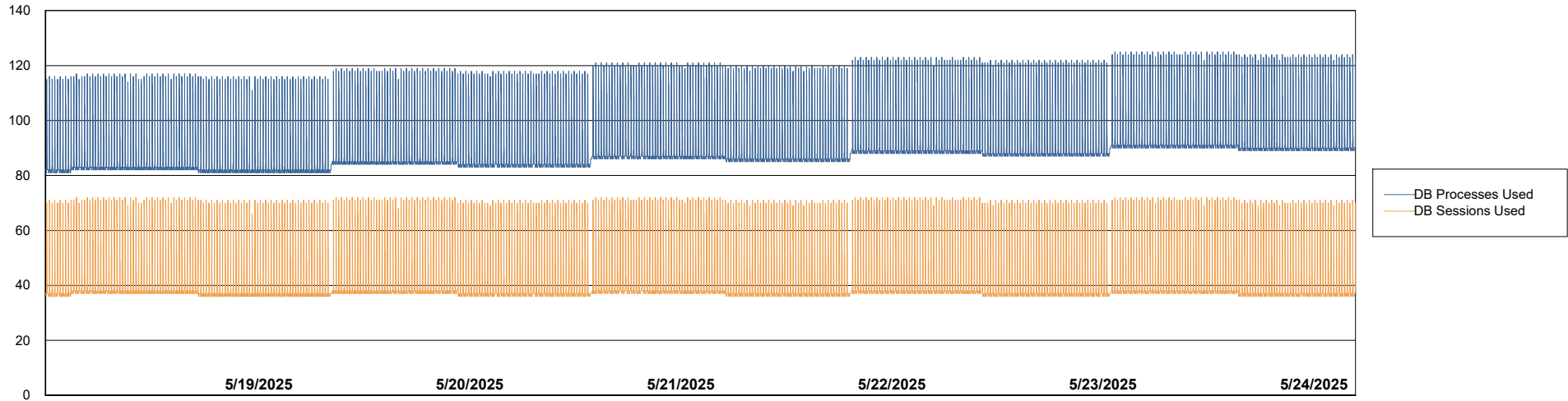
Weekly SLA Customer Report

Customer CLO Production
Database ID 38



Database Performance CLO_PRD_CLO-ORA02_HSBABS1

DB Processes Max 1,000



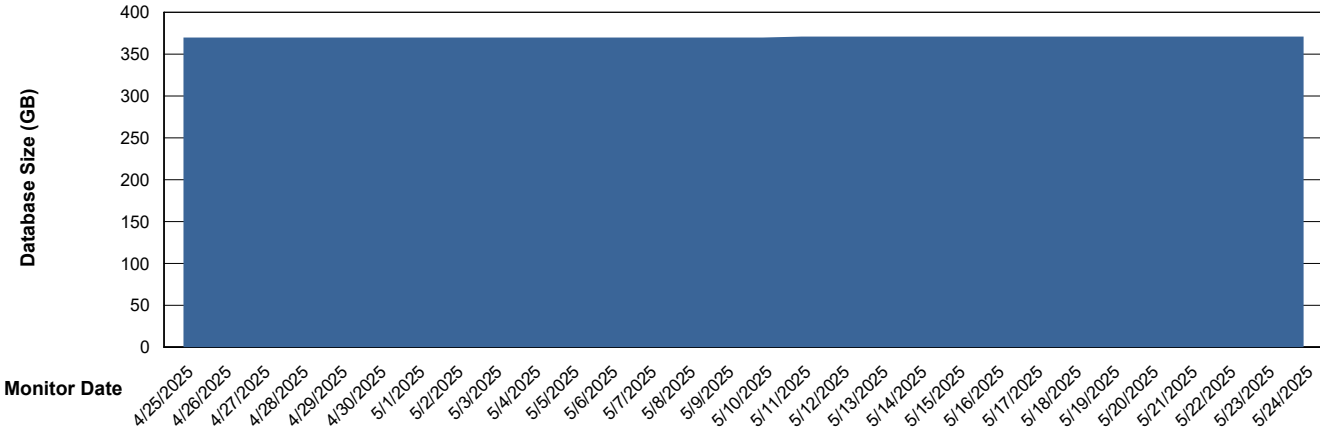
Weekly SLA Customer Report

Customer CLO Production
 Database ID 38



DATABASE SIZE CLO_PRD_CLO-ORA01_ABS1

Database growth over last month



Database Tablespace CLO_PRD_CLO-ORA01_ABS1

| Date | Tablespace Name | Filesize (Gb) | Usedsize (Gb) | Percentage free |
|-----------|-----------------|---------------|---------------|-----------------|
| 5/24/2025 | ABSDATA | 117 | 95 | 18 |
| | INDX | 304 | 250 | 18 |
| 5/23/2025 | ABSDATA | 117 | 95 | 18 |
| | INDX | 304 | 250 | 18 |
| 5/22/2025 | ABSDATA | 117 | 95 | 18 |
| | INDX | 304 | 250 | 18 |
| 5/21/2025 | ABSDATA | 117 | 95 | 19 |
| | INDX | 304 | 250 | 18 |
| 5/20/2025 | ABSDATA | 117 | 95 | 19 |
| | INDX | 304 | 250 | 18 |
| 5/19/2025 | ABSDATA | 117 | 95 | 19 |
| | INDX | 304 | 250 | 18 |
| 5/18/2025 | ABSDATA | 117 | 95 | 19 |
| | INDX | 304 | 250 | 18 |

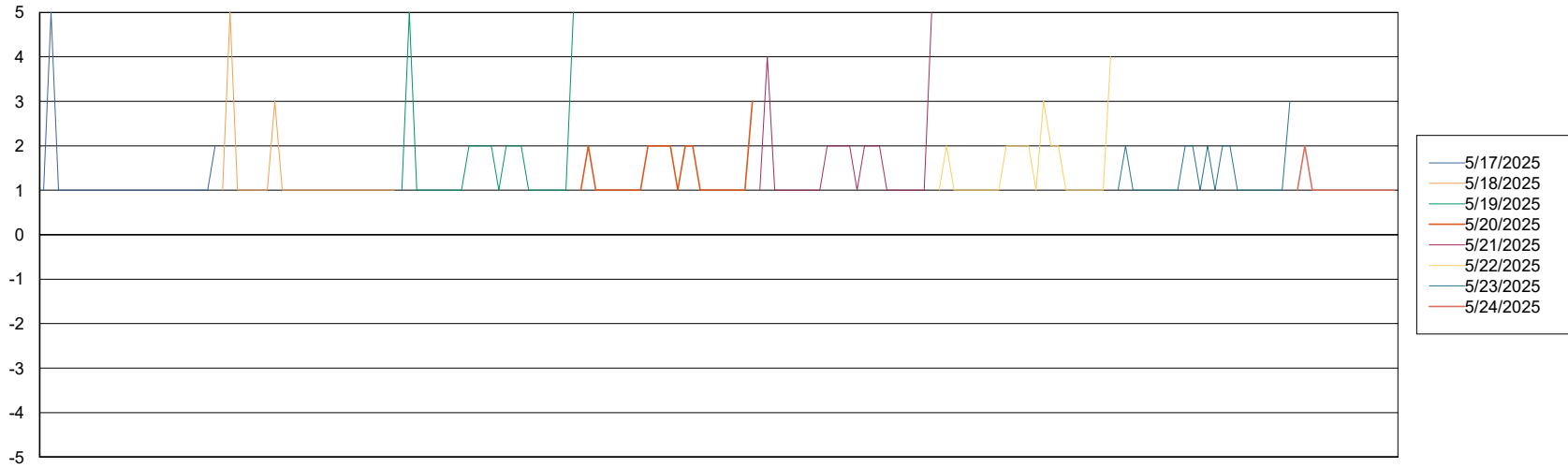
Weekly SLA Customer Report

Customer CLO Production
Database ID 38



Standby Database Health CLO Production

Recovery lag for last 7 days



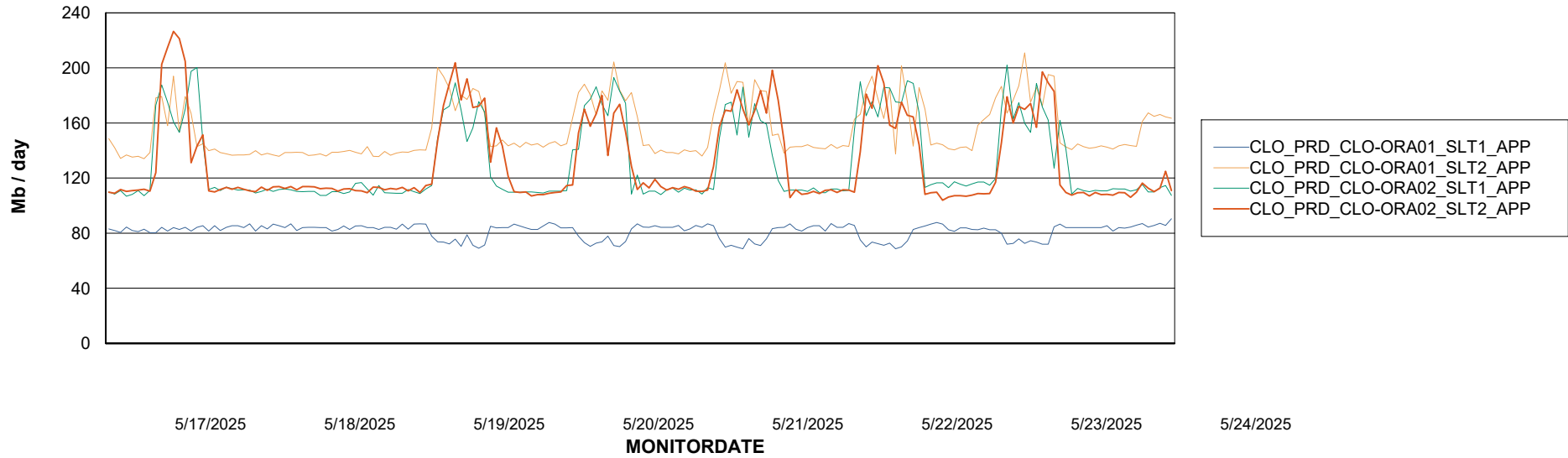
Weekly SLA Customer Report

Customer CLO Production
Database ID 38

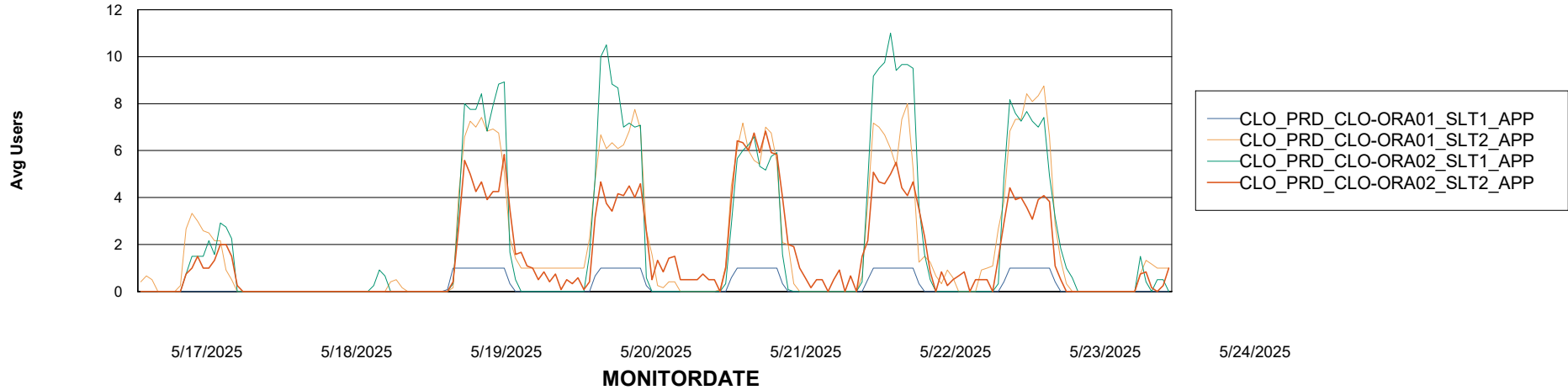


ABSSolute Application Server Services

Avg memory used per ABS Server Service



Avg users per day per ABS server



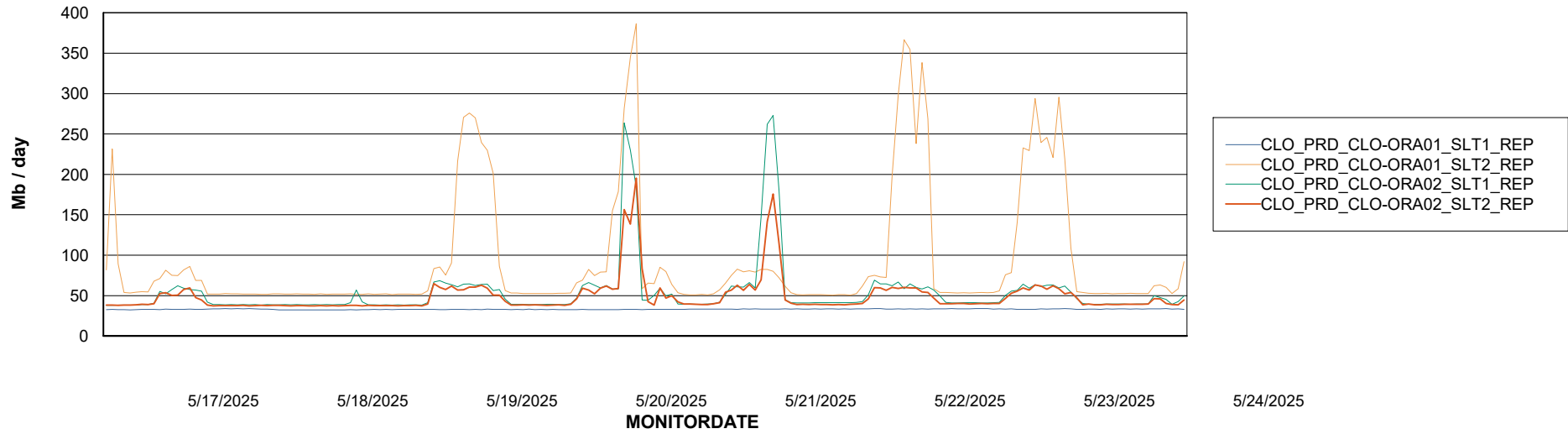
Weekly SLA Customer Report

Customer CLO Production
Database ID 38



ABSSolute Application ReportServer Services

Avg memory used per ReportServer Service



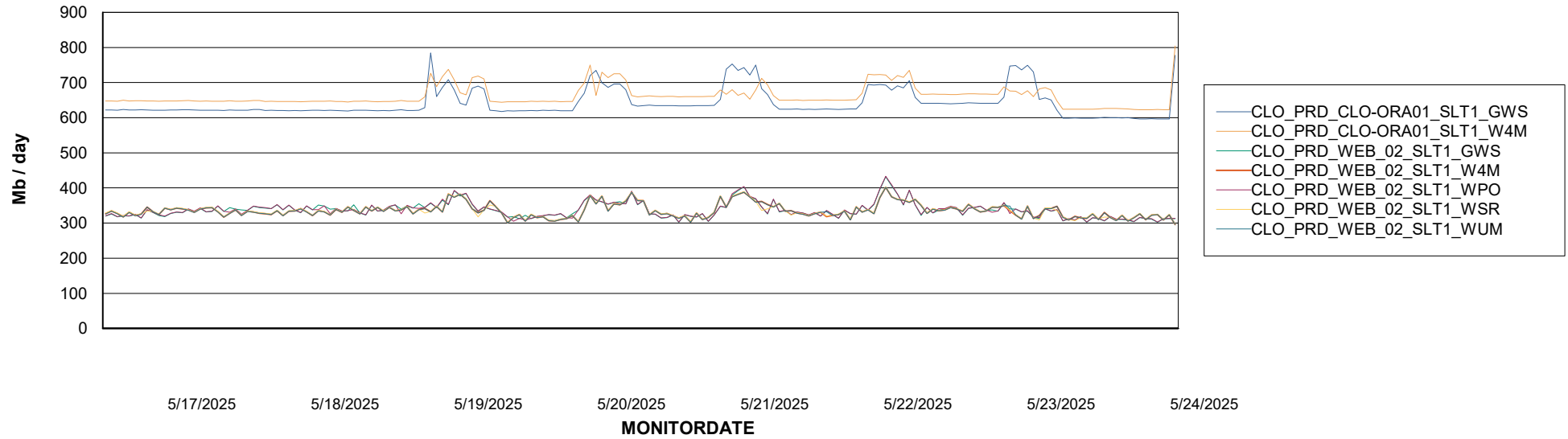
Weekly SLA Customer Report

Customer CLO Production
Database ID 38



ABSSolute Web Component Services

Avg memory used per ABS Web component



Weekly SLA Customer Report

Customer CLO Production
Database ID 38



Disaster per ABS component

