

Weekly SLA Customer Report

Customer LLG_Production
Database ID 148



Harddisk Usage LLG_ABSAPPS01

	Free disk space on C: (%)	Total disk space on C: (Gb)	Used disk space on C: (Gb)	Free disk space on D: (%)	Total disk space on D: (Gb)	Used disk space on D: (Gb)
5/17/2025	84	500	78	97	393	10
5/16/2025	84	500	78	97	393	10
5/15/2025	85	500	77	97	393	10
5/14/2025	85	500	76	97	393	10
5/13/2025	85	500	76	97	393	10
5/12/2025	85	500	76	97	393	10
5/11/2025	85	500	76	97	393	10

Harddisk Usage LLG_ABSApps02

	Free disk space on C: (%)	Total disk space on C: (Gb)	Used disk space on C: (Gb)	Free disk space on D: (%)	Total disk space on D: (Gb)	Used disk space on D: (Gb)
5/17/2025	89	500	54	96	393	16
5/16/2025	89	500	54	96	393	16
5/15/2025	89	500	53	96	393	16
5/14/2025	90	500	52	96	393	16
5/13/2025	90	500	52	96	393	16
5/12/2025	90	500	52	96	393	16
5/11/2025	90	500	52	96	393	16

Weekly SLA Customer Report

Customer LLG_Production
Database ID 148



Harddisk Usage LLG_ABSBI01

	Free disk space on C: (%)	Total disk space on C: (Gb)	Used disk space on C: (Gb)	Free disk space on D: (%)	Total disk space on D: (Gb)	Used disk space on D: (Gb)
5/17/2025	83	446	77	90	2,681	263
5/16/2025	83	446	77	90	2,681	262
5/15/2025	82	446	78	90	2,681	262
5/14/2025	83	446	78	90	2,681	262
5/13/2025	83	446	78	90	2,681	262
5/12/2025	83	446	77	90	2,681	262
5/11/2025	83	446	77	90	2,681	262

Harddisk Usage LLG_ABSDB01

	Free disk space on C: (%)	Total disk space on C: (Gb)	Used disk space on C: (Gb)	Free disk space on D: (%)	Total disk space on D: (Gb)	Used disk space on D: (Gb)	Free disk space on E: (%)	Total disk space on E: (Gb)	Used disk space on E: (Gb)
5/17/2025	86	446	63	70	1,605	484	67	1,077	355
5/16/2025	86	446	63	70	1,605	484	67	1,077	353
5/15/2025	86	446	62	70	1,605	484	67	1,077	353
5/14/2025	86	446	61	70	1,605	484	67	1,077	353
5/13/2025	86	446	61	70	1,605	484	67	1,077	353
5/12/2025	86	446	61	70	1,605	484	67	1,077	352
5/11/2025	86	446	61	70	1,605	484	65	1,077	372

Weekly SLA Customer Report

Customer LLG_Production
Database ID 148



Harddisk Usage LLG_ABSDB02

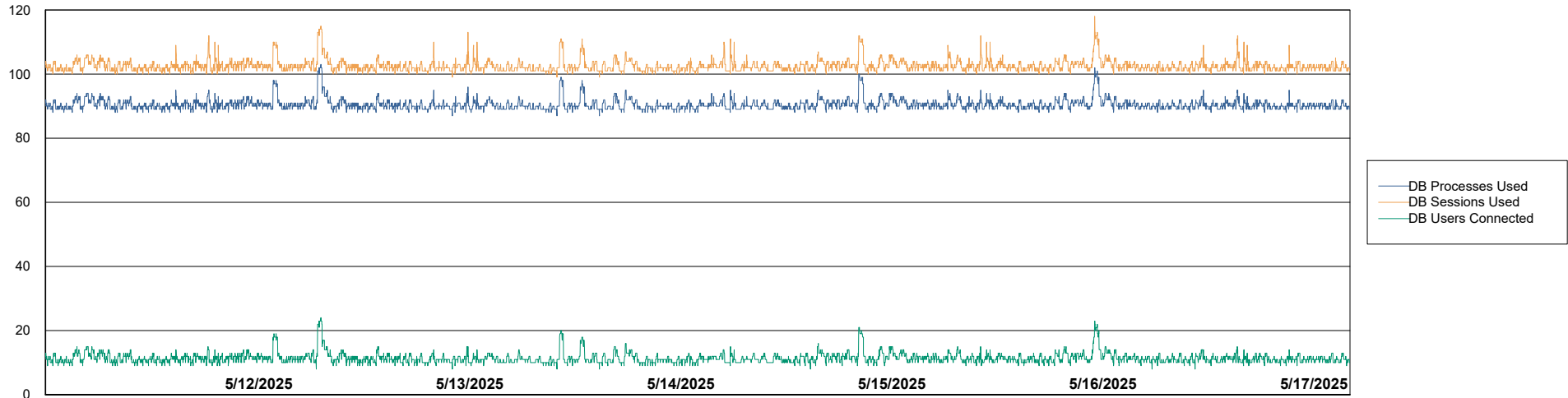
	Free disk space on C: (%)	Total disk space on C: (Gb)	Used disk space on C: (Gb)	Free disk space on D: (%)	Total disk space on D: (Gb)	Used disk space on D: (Gb)	Free disk space on E: (%)	Total disk space on E: (Gb)	Used disk space on E: (Gb)
5/17/2025	35	446	289	62	1,605	614	99	1,077	8
5/16/2025	35	446	289	62	1,605	614	99	1,077	10
5/15/2025	35	446	289	62	1,605	614	82	1,077	190
5/14/2025	36	446	288	62	1,605	614	83	1,077	188
5/13/2025	36	446	287	62	1,605	614	83	1,077	186
5/12/2025	37	446	282	62	1,605	614	83	1,077	187
5/11/2025	38	446	275	62	1,605	614	97	1,077	34

Weekly SLA Customer Report

Customer LLG_Production
Database ID 148



Database Performance LLG_ABSBI01_BI_PROD_ABS1

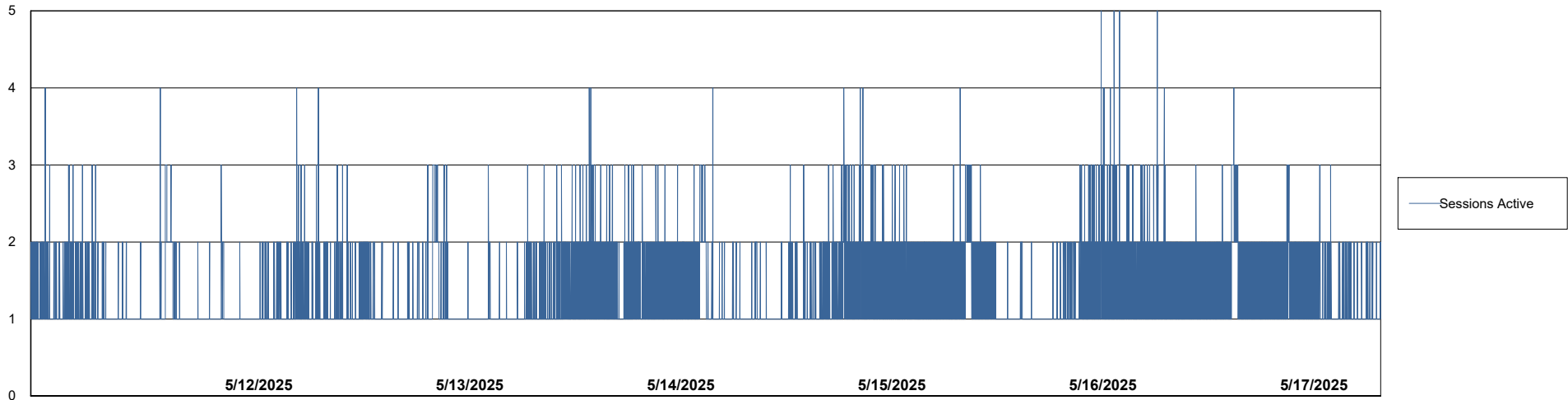
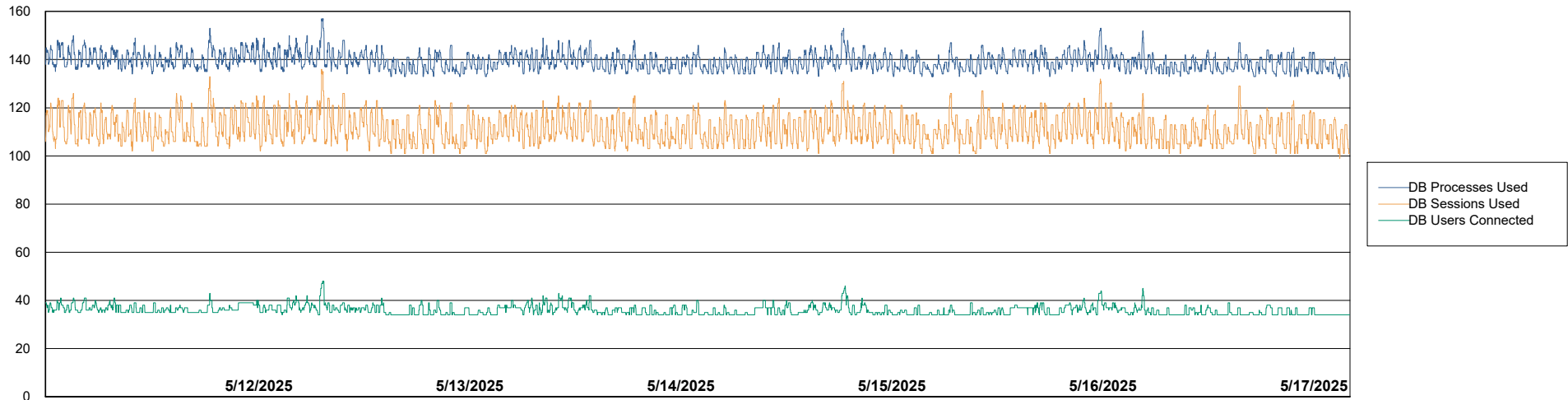


Weekly SLA Customer Report

Customer LLG_Production
Database ID 148



Database Performance LLG_ABSDB01_PROD_ABS1



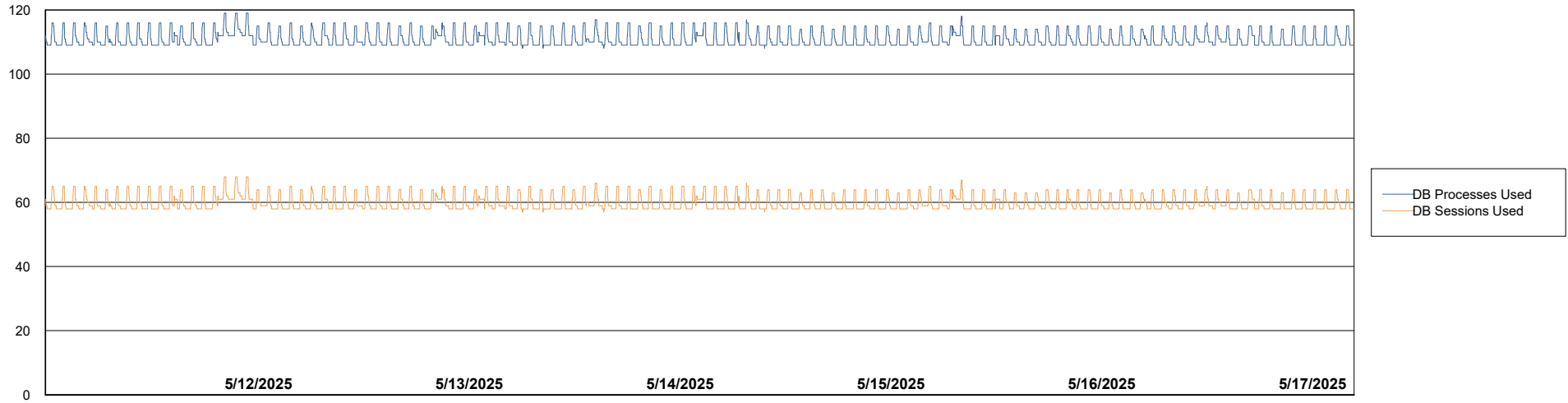
Weekly SLA Customer Report

Customer LLG_Production
Database ID 148



Database Performance LLG_ABSDB02_PROD_HSBABS1

DB Processes Max 300
DB Processes Max 4
DB Processes Max 0



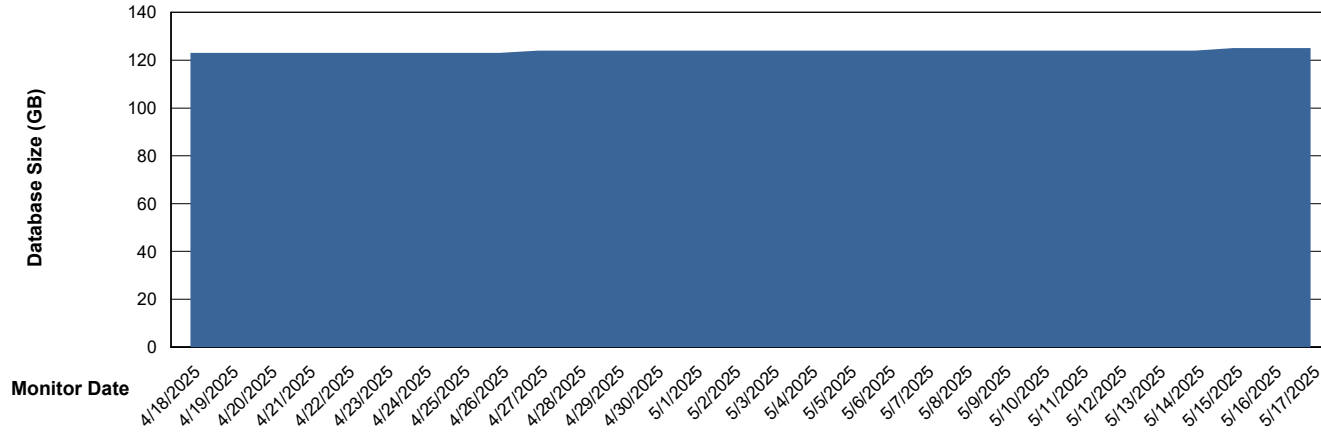
Weekly SLA Customer Report

Customer LLG_Production
Database ID 148



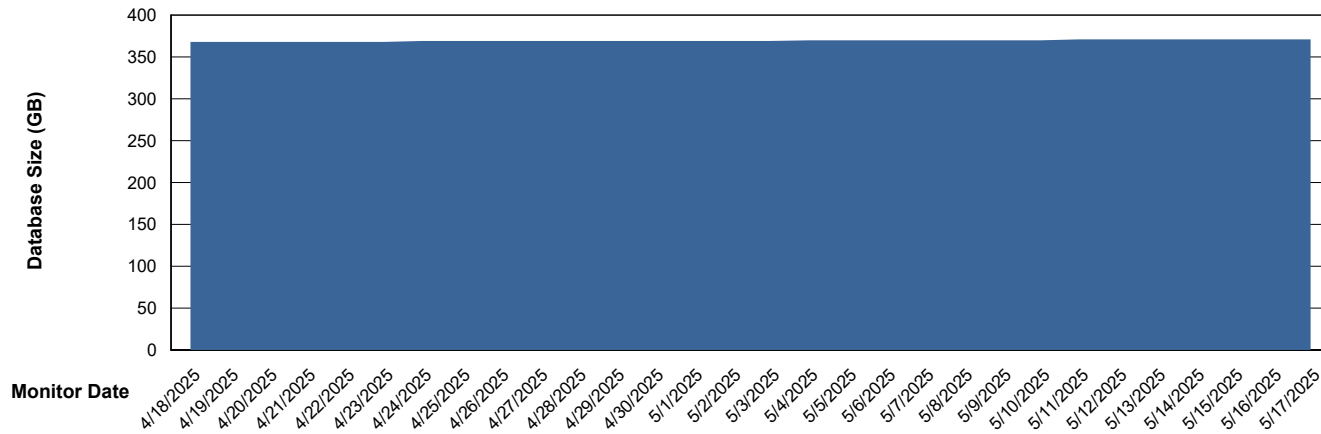
DATABASE SIZE LLG_ABSBI01_BI_PROD_ABS1

Database growth over last month



DATABASE SIZE LLG_ABSDB01_PROD_ABS1

Database growth over last month



Weekly SLA Customer Report

Customer LLG_Production
 Database ID 148



Database Tablespace LLG_ABSBI01_BI_PROD_ABS1

Date	Tablespace Name	Filesize (Gb)	Usedsize (Gb)	Percentage free
5/17/2025	ABSDATA	64	51	20
	INDX	80	65	18
5/16/2025	ABSDATA	64	51	20
	INDX	80	65	18
5/15/2025	ABSDATA	64	51	20
	INDX	80	65	19
5/14/2025	ABSDATA	64	51	20
	INDX	80	65	19
5/13/2025	ABSDATA	64	51	21
	INDX	80	65	19
5/12/2025	ABSDATA	64	51	21
	INDX	80	65	19
5/11/2025	ABSDATA	64	51	21
	INDX	80	65	19

Weekly SLA Customer Report

Customer LLG_Production
 Database ID 148



Database Tablespace LLG_ABSD01_PROD_ABS1

Date	Tablespace Name	Filesize (Gb)	Usedsize (Gb)	Percentage free
5/17/2025	ABSDATA	188	152	19
	INDX	245	204	17
5/16/2025	ABSDATA	188	152	19
	INDX	245	204	17
5/15/2025	ABSDATA	188	152	19
	INDX	245	204	17
5/14/2025	ABSDATA	188	152	19
	INDX	245	204	17
5/13/2025	ABSDATA	188	152	19
	INDX	245	204	17
5/12/2025	ABSDATA	188	152	19
	INDX	245	204	17
5/11/2025	ABSDATA	188	152	19
	INDX	245	204	17

BI Status and last ETL error for LLG_ABSBI01_BI_PROD_ABS1

	Mon 12/5/2025	Tue 13/5/2025	Wed 14/5/2025	Thu 15/5/2025	Fri 16/5/2025	Sat 17/5/2025
ABS DataWarehouse ETL Health	OK	OK	OK	OK	OK	OK
ABS DWHStaging ETL Health	OK	OK	OK	OK	OK	OK

Weekly SLA Customer Report

Customer LLG_Production
Database ID 148



BI last ETL error for	LLG_ABSBI01_BI_PROD_ABS1
-----------------------	--------------------------

Thu, 15-05-2025	None
Sat, 17-05-2025	None
Sat, 17-05-2025	None
Wed, 14-05-2025	None
Sun, 11-05-2025	None
Fri, 16-05-2025	None
Mon, 12-05-2025	None
Thu, 15-05-2025	None
Fri, 16-05-2025	None
Tue, 13-05-2025	None
Mon, 12-05-2025	None
Sun, 11-05-2025	None
Tue, 13-05-2025	None
Wed, 14-05-2025	None

Weekly SLA Customer Report

Customer LLG_Production
Database ID 148



Standby Database Health LLG_Production

Recovery lag for last 7 days



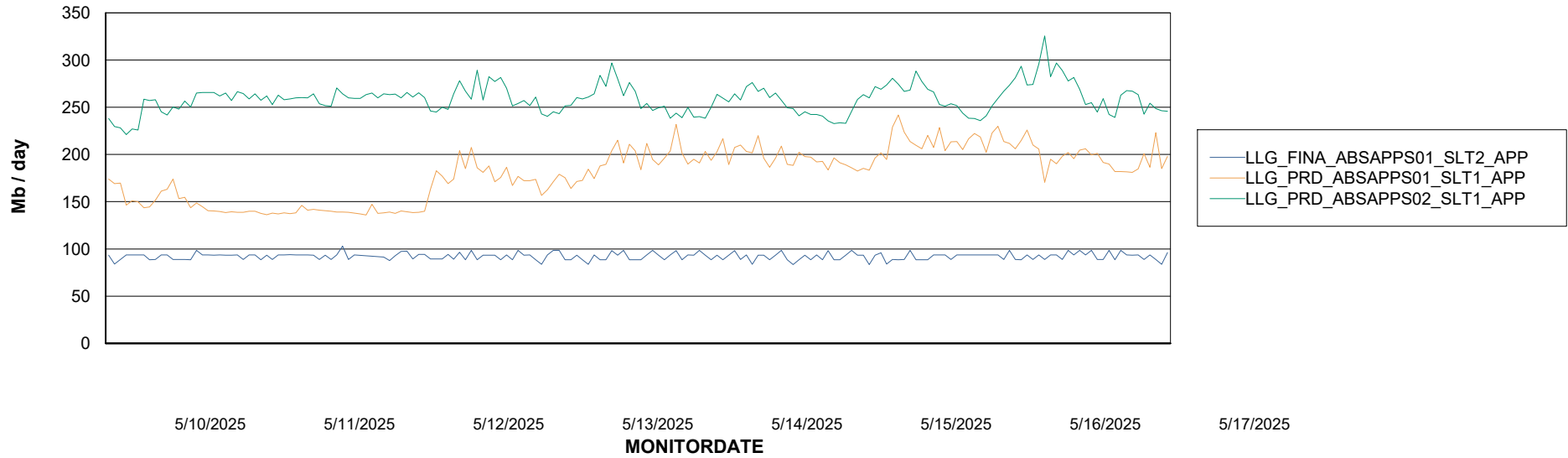
Weekly SLA Customer Report

Customer LLG_Production
Database ID 148

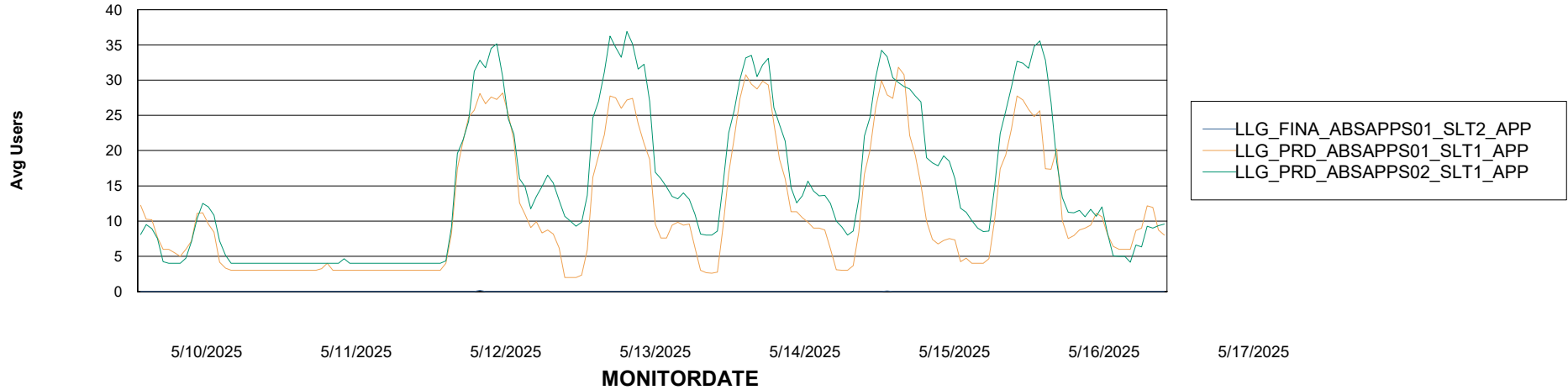


ABSSolute Application Server Services

Avg memory used per ABS Server Service



Avg users per day per ABS server



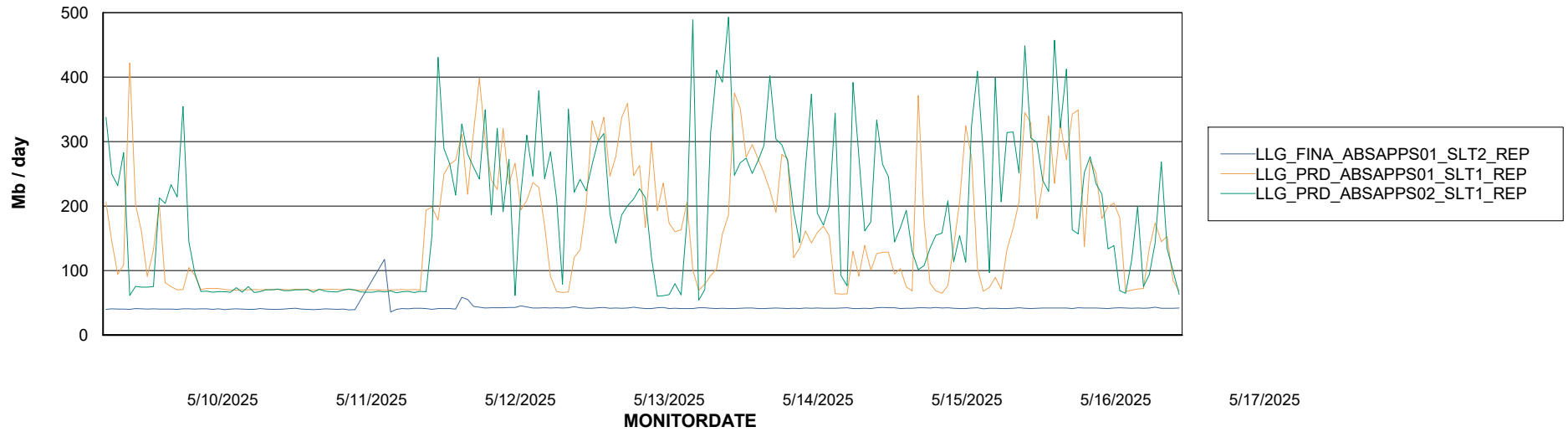
Weekly SLA Customer Report

Customer LLG_Production
Database ID 148



ABSSolute Application ReportServer Services

Avg memory used per ReportServer Service



Disaster per ABS component

