

Weekly SLA Customer Report

Customer BNL_Production
 Database ID 83



Harddisk Usage BNL_PRD_BSNLP-VM-ABSD02

	Free disk space on C: (%)	Total disk space on C: (Gb)	Used disk space on C: (Gb)	Free disk space on D: (%)	Total disk space on D: (Gb)	Used disk space on D: (Gb)	Free disk space on E: (%)	Total disk space on E: (Gb)	Used disk space on E: (Gb)	Free disk space on F: (%)
5/17/2025	47	127	67	73	1,512	414	88	500	58	80
5/16/2025	48	127	66	73	1,512	403	88	500	62	80
5/15/2025	48	127	66	73	1,512	406	89	500	56	80
5/14/2025	48	127	66	73	1,512	401	88	500	59	80
5/13/2025	48	127	65	73	1,512	405	89	500	54	80
5/12/2025	48	127	65	73	1,512	403	87	500	63	80
5/11/2025	48	127	65	73	1,512	409	89	500	55	80

Harddisk Usage BNL_PRD_BSNLP-VM-ABSD03

	Free disk space on C: (%)	Total disk space on C: (Gb)	Used disk space on C: (Gb)	Free disk space on D: (%)	Total disk space on D: (Gb)	Used disk space on D: (Gb)	Free disk space on E: (%)	Total disk space on E: (Gb)	Used disk space on E: (Gb)	Free disk space on F: (%)
5/17/2025	44	127	71	81	1,512	290	78	500	112	80
5/16/2025	45	127	69	81	1,512	290	77	500	115	80
5/15/2025	45	127	69	81	1,512	290	77	500	116	80
5/14/2025	45	127	69	81	1,512	289	77	500	115	80
5/13/2025	45	127	69	81	1,512	289	77	500	114	80
5/12/2025	45	127	69	81	1,512	290	78	500	108	80
5/11/2025	45	127	69	81	1,512	290	79	500	103	80

Weekly SLA Customer Report

Customer BNL_Production
Database ID 83



Harddisk Usage BNL_PRD_bsnlp-vm-absw01

	Free disk space on C: (%)	Total disk space on C: (Gb)	Used disk space on C: (Gb)	Free disk space on D: (%)	Total disk space on D: (Gb)	Used disk space on D: (Gb)	Free disk space on E: (%)	Total disk space on E: (Gb)	Used disk space on E: (Gb)
5/17/2025	76	127	30	98	128	3	91	16	1
5/16/2025	77	127	30	98	128	3	91	16	1
5/15/2025	78	127	28	98	128	3	91	16	1
5/14/2025	78	127	28	98	128	3	91	16	1
5/13/2025	78	127	28	98	128	3	91	16	1
5/12/2025	78	127	28	98	128	3	91	16	1
5/11/2025	78	127	28	98	128	3	91	16	1

Harddisk Usage BNL_PRD_vm-absa01

	Free disk space on C: (%)	Total disk space on C: (Gb)	Used disk space on C: (Gb)	Free disk space on D: (%)	Total disk space on D: (Gb)	Used disk space on D: (Gb)	Free disk space on E: (%)	Total disk space on E: (Gb)	Used disk space on E: (Gb)
5/17/2025	67	127	41	90	127	12	92	64	5
5/16/2025	67	127	41	90	127	12	92	64	5
5/15/2025	69	127	40	90	127	12	92	64	5
5/14/2025	69	127	40	90	127	12	92	64	5
5/13/2025	69	127	39	90	127	12	92	64	5
5/12/2025	69	127	39	90	127	12	92	64	5
5/11/2025	69	127	39	90	127	12	92	64	5

Weekly SLA Customer Report

Customer BNL_Production
Database ID 83



Harddisk Usage BNL_PRD_vm-absa02

	Free disk space on C: (%)	Total disk space on C: (Gb)	Used disk space on C: (Gb)	Free disk space on D: (%)	Total disk space on D: (Gb)	Used disk space on D: (Gb)	Free disk space on E: (%)	Total disk space on E: (Gb)	Used disk space on E: (Gb)
5/17/2025	72	127	36	85	127	19	92	64	5
5/16/2025	72	127	36	85	127	19	92	64	5
5/15/2025	73	127	34	85	127	19	92	64	5
5/14/2025	73	127	34	85	127	19	92	64	5
5/13/2025	73	127	34	85	127	19	92	64	5
5/12/2025	73	127	34	85	127	19	92	64	5
5/11/2025	73	127	34	85	127	19	92	64	5

Harddisk Usage BNL_PRD_vm-absa03

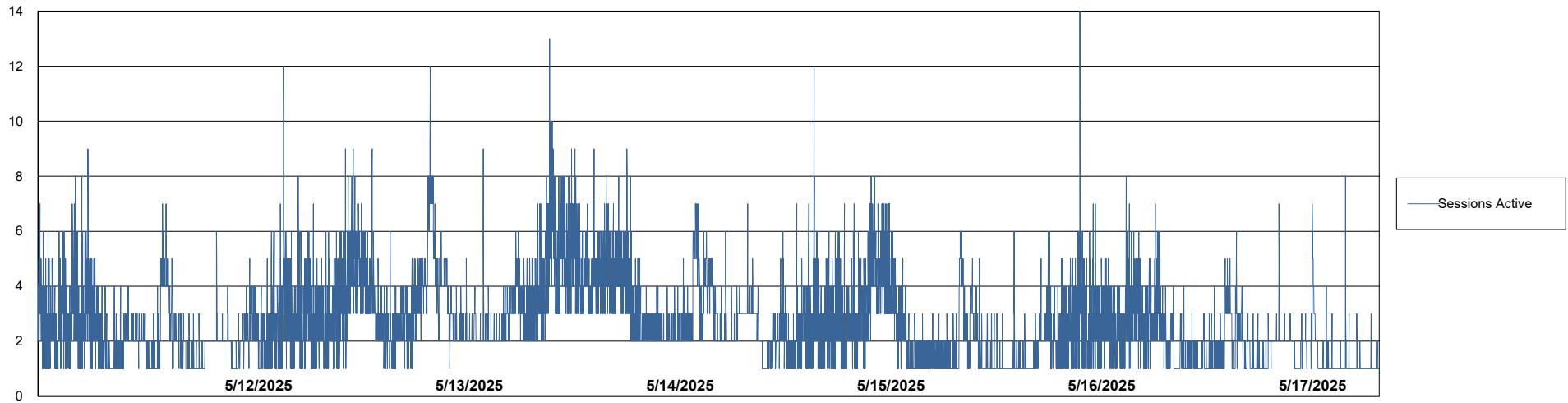
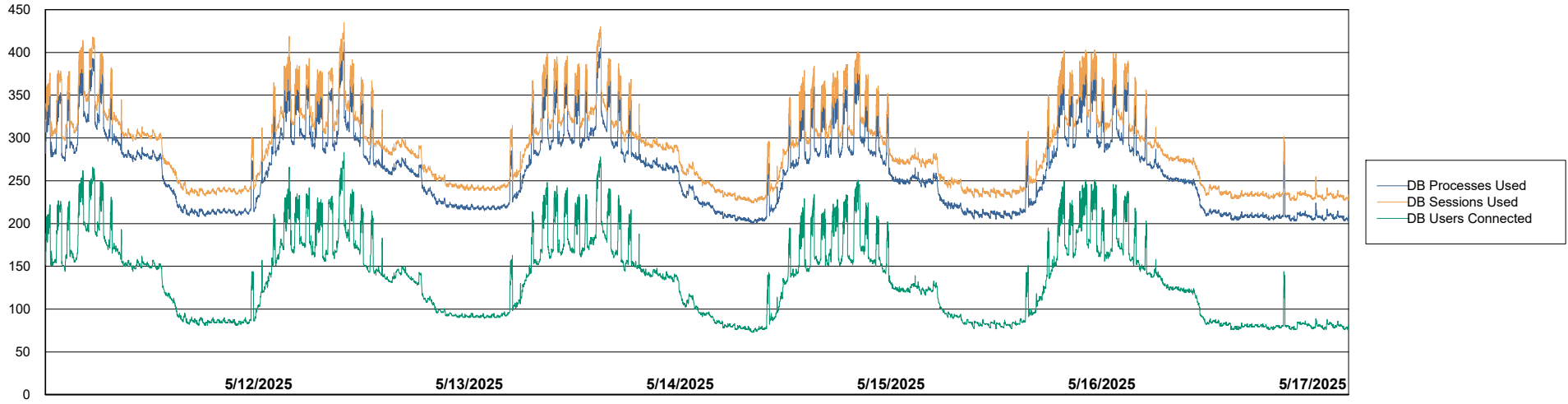
	Free disk space on C: (%)	Total disk space on C: (Gb)	Used disk space on C: (Gb)	Free disk space on D: (%)	Total disk space on D: (Gb)	Used disk space on D: (Gb)	Free disk space on E: (%)	Total disk space on E: (Gb)	Used disk space on E: (Gb)
5/17/2025	67	127	42	54	127	58	92	64	5
5/16/2025	67	127	42	54	127	58	92	64	5
5/15/2025	68	127	40	54	127	58	92	64	5
5/14/2025	69	127	40	54	127	58	92	64	5
5/13/2025	69	127	40	54	127	58	92	64	5
5/12/2025	69	127	40	54	127	58	92	64	5
5/11/2025	69	127	40	54	127	58	92	64	5

Weekly SLA Customer Report

Customer BNL_Production
Database ID 83



Database Performance BNLDB_Production



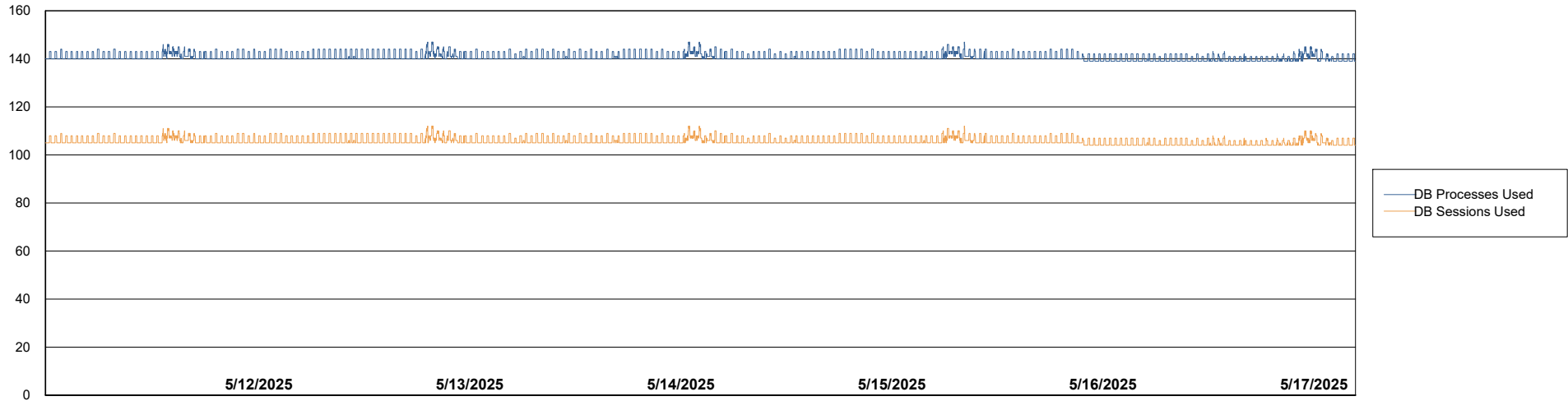
Weekly SLA Customer Report

Customer BNL_Production
Database ID 83



Database Performance BNLDB_Standby

DB Processes Max 0
DB Processes Max 4
DB Processes Max 1,000



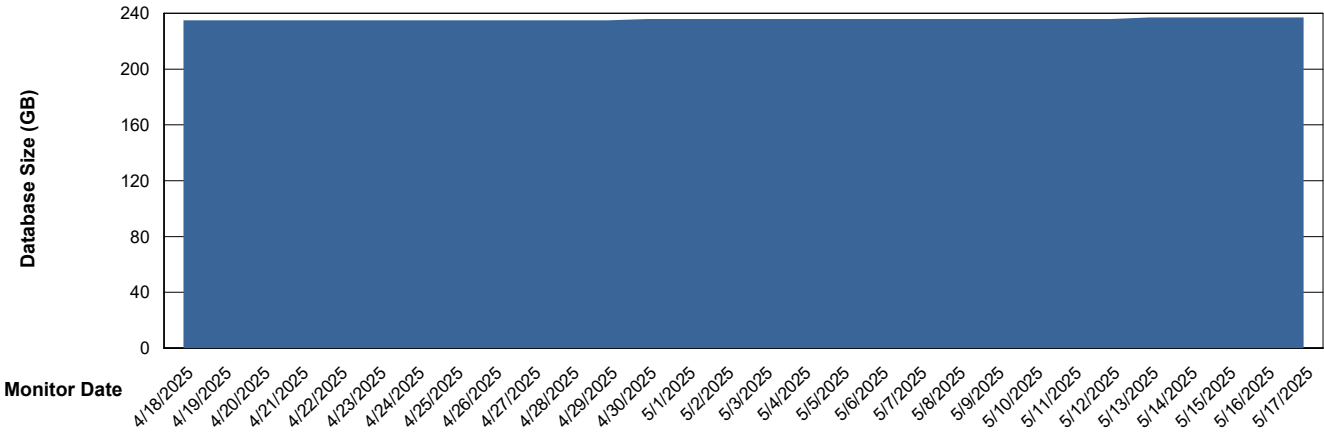
Weekly SLA Customer Report

Customer BNL_Production
 Database ID 83



DATABASE SIZE BNLDB_Production

Database growth over last month



Database Tablespace BNLDB_Production

Date	Tablespace Name	Filesize (Gb)	Usedsize (Gb)	Percentage free
5/17/2025	ABSDATA	105	67	37
	INDX	200	161	20
5/16/2025	ABSDATA	105	67	37
	INDX	200	161	20
5/15/2025	ABSDATA	105	67	37
	INDX	200	161	20
5/14/2025	ABSDATA	105	67	37
	INDX	200	160	20
5/13/2025	ABSDATA	105	67	37
	INDX	200	160	20
5/12/2025	ABSDATA	105	67	37
	INDX	200	160	20
5/11/2025	ABSDATA	105	67	37
	INDX	200	160	20

Weekly SLA Customer Report

Customer BNL_Production
Database ID 83



Standby Database Health BNL_Production

Recovery lag for last 7 days



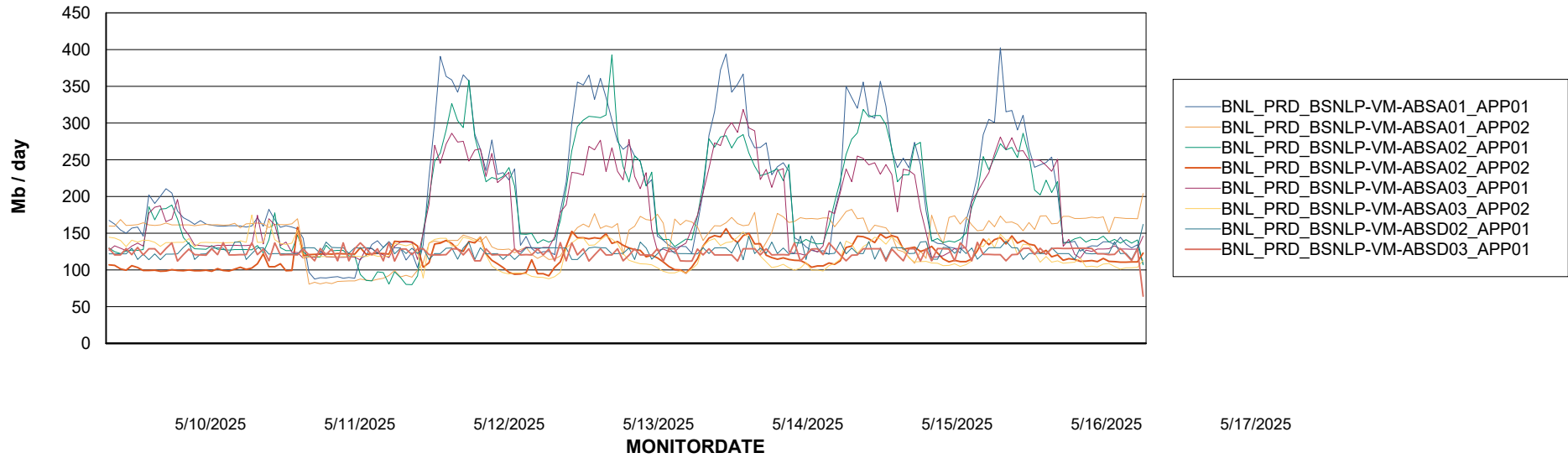
Weekly SLA Customer Report

Customer BNL_Production
Database ID 83

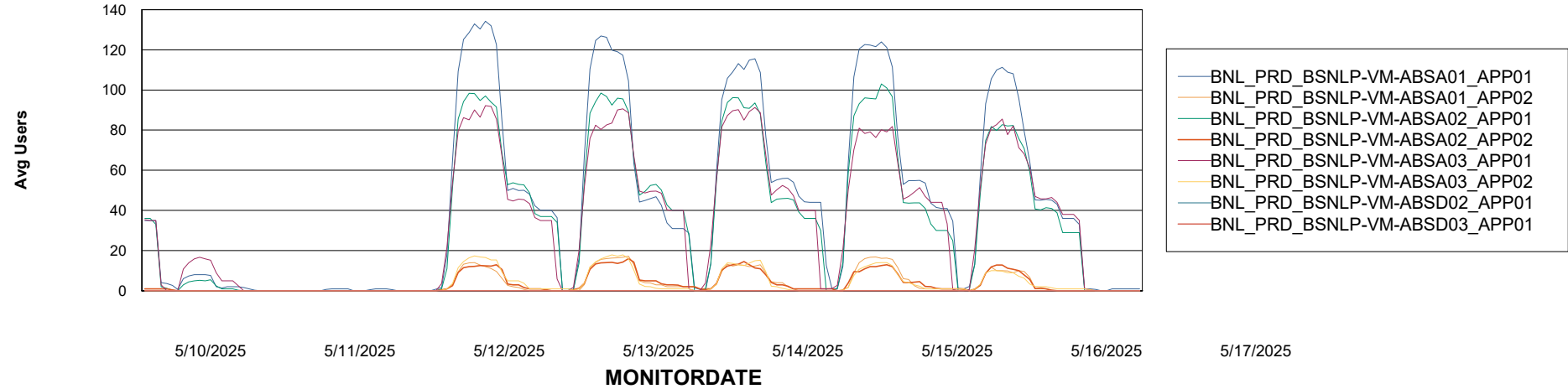


ABSSolute Application Server Services

Avg memory used per ABS Server Service



Avg users per day per ABS server



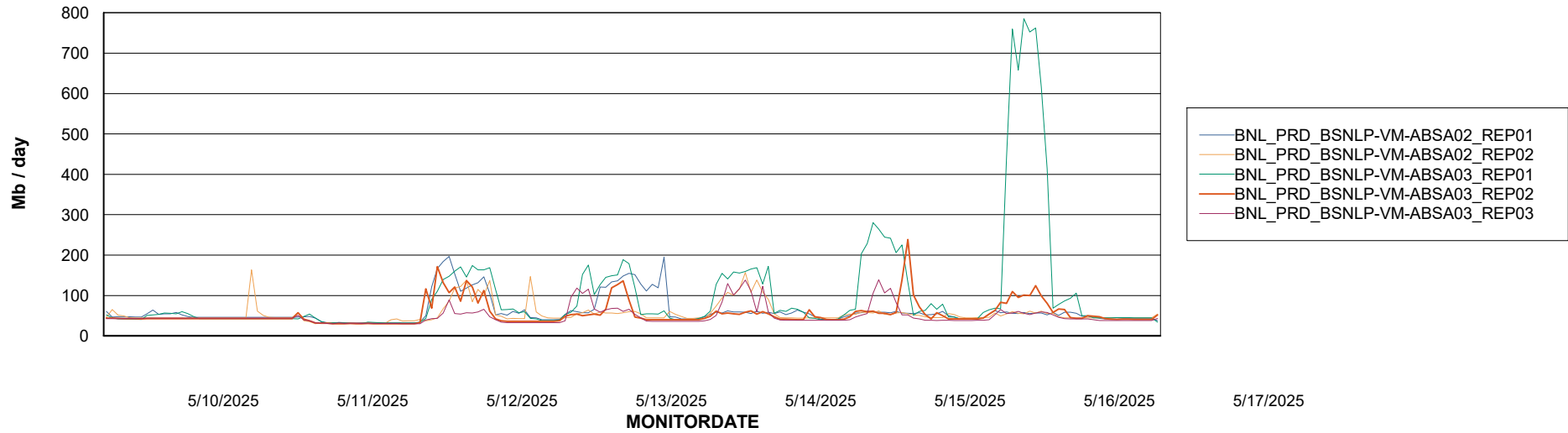
Weekly SLA Customer Report

Customer BNL_Production
Database ID 83



ABSSolute Application ReportServer Services

Avg memory used per ReportServer Service



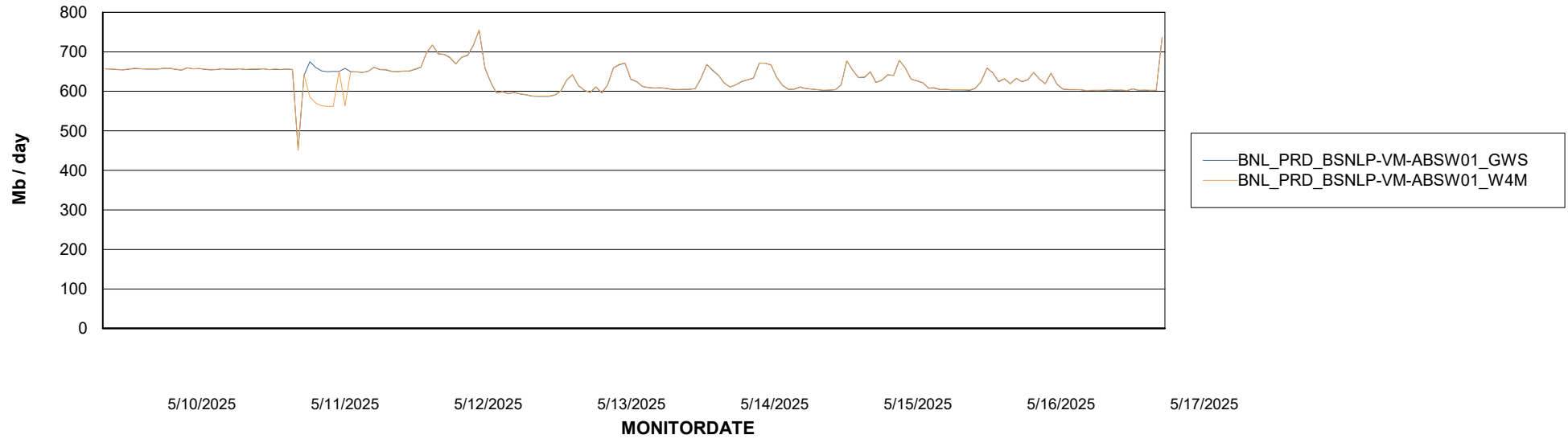
Weekly SLA Customer Report

Customer BNL_Production
Database ID 83



ABSSolute Web Component Services

Avg memory used per ABS Web component



Weekly SLA Customer Report

Customer BNL_Production
Database ID 83



Disaster per ABS component

