

# Weekly SLA Customer Report

Customer SPI\_Production  
 Database ID 49



Harddisk Usage SPI\_PRD\_SRV2016-SW1

	Free disk space on C: (%)	Total disk space on C: (Gb)	Used disk space on C: (Gb)	Free disk space on D: (%)	Total disk space on D: (Gb)	Used disk space on D: (Gb)
5/3/2025	39	79	49	55	100	45
5/2/2025	39	79	49	55	100	45
5/1/2025	39	79	49	55	100	45
4/30/2025	39	79	49	55	100	45
4/29/2025	39	79	49	55	100	45
4/28/2025	39	79	49	55	100	45
4/27/2025	39	79	49	55	100	45

Harddisk Usage SPI\_PRD\_SRV2016-SW2

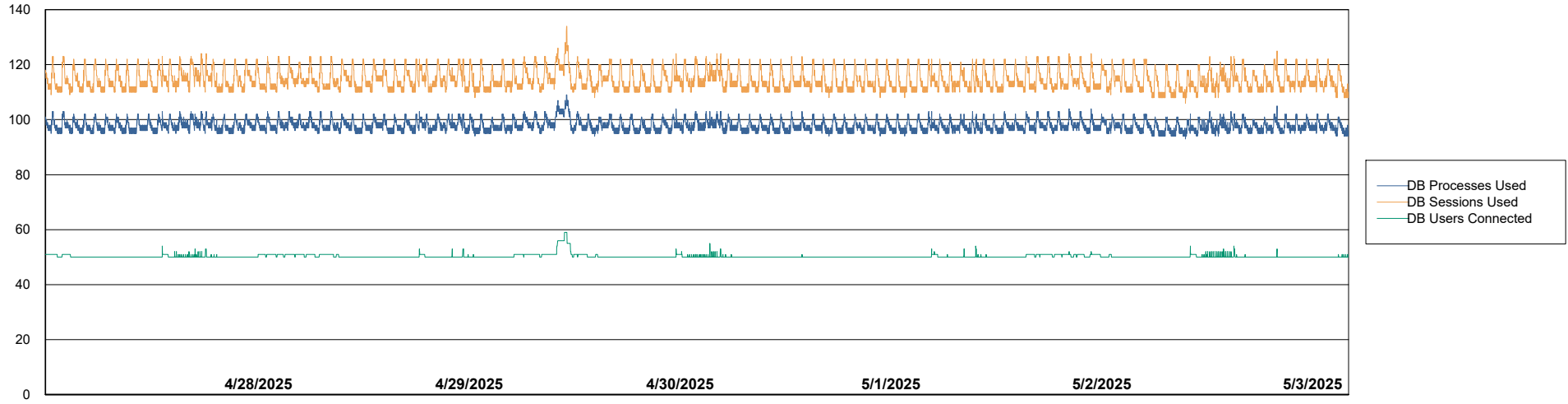
	Free disk space on C: (%)	Total disk space on C: (Gb)	Used disk space on C: (Gb)	Free disk space on D: (%)	Total disk space on D: (Gb)	Used disk space on D: (Gb)
5/3/2025	34	79	52	59	150	61
5/2/2025	34	79	52	59	150	62
5/1/2025	34	79	52	59	150	62
4/30/2025	34	79	52	59	150	62
4/29/2025	34	79	52	59	150	62
4/28/2025	34	79	52	59	150	62
4/27/2025	34	79	52	59	150	62

# Weekly SLA Customer Report

Customer SPI\_Production  
Database ID 49



Database Performance SPI\_PRD\_SRV2016-SW1\_ABS1



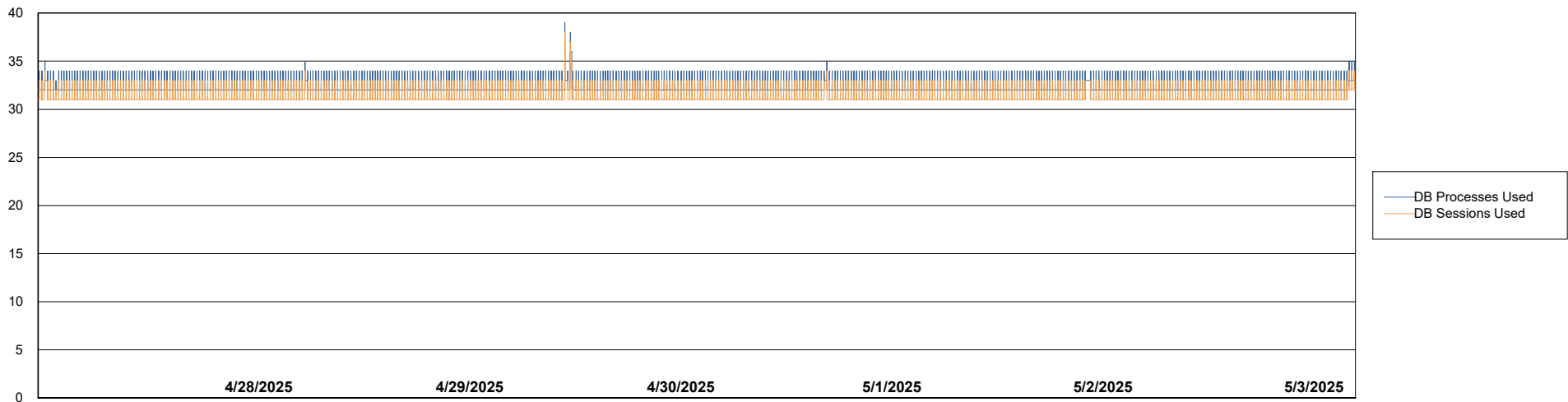
# Weekly SLA Customer Report

Customer SPI\_Production  
Database ID 49



Database Performance SPI\_PRD\_SRV2016-SW2\_HSBABS1

DB Processes Max 500



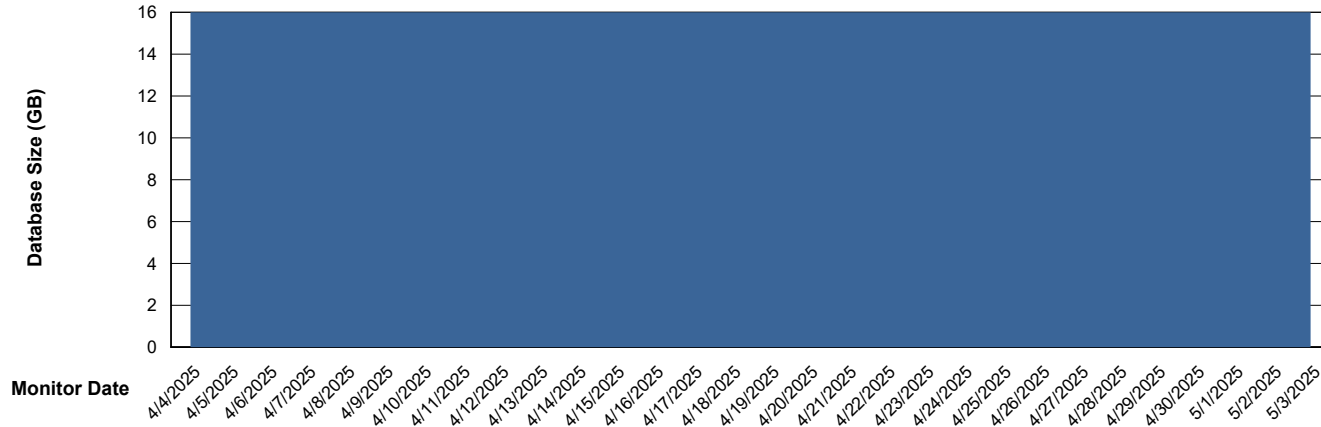
# Weekly SLA Customer Report

Customer SPI\_Production  
 Database ID 49



DATABASE SIZE SPI\_PRD\_SRV2016-SW1\_ABS1

## Database growth over last month



Database Tablespace SPI\_PRD\_SRV2016-SW1\_ABS1

Date	Tablespace Name	Filesize (Gb)	Usedsize (Gb)	Percentage free
5/3/2025	ABSDATA	5	3	38
	INDX	8	5	33
5/2/2025	ABSDATA	5	3	38
	INDX	8	5	33
5/1/2025	ABSDATA	5	3	38
	INDX	8	5	33
4/30/2025	ABSDATA	5	3	38
	INDX	8	5	33
4/29/2025	ABSDATA	5	3	38
	INDX	8	5	33
4/28/2025	ABSDATA	5	3	38
	INDX	8	5	33
4/27/2025	ABSDATA	5	3	38
	INDX	8	5	33

# Weekly SLA Customer Report

Customer SPI\_Production  
Database ID 49



Standby Database Health SPI\_Production

### Recovery lag for last 7 days

