

Weekly SLA Customer Report

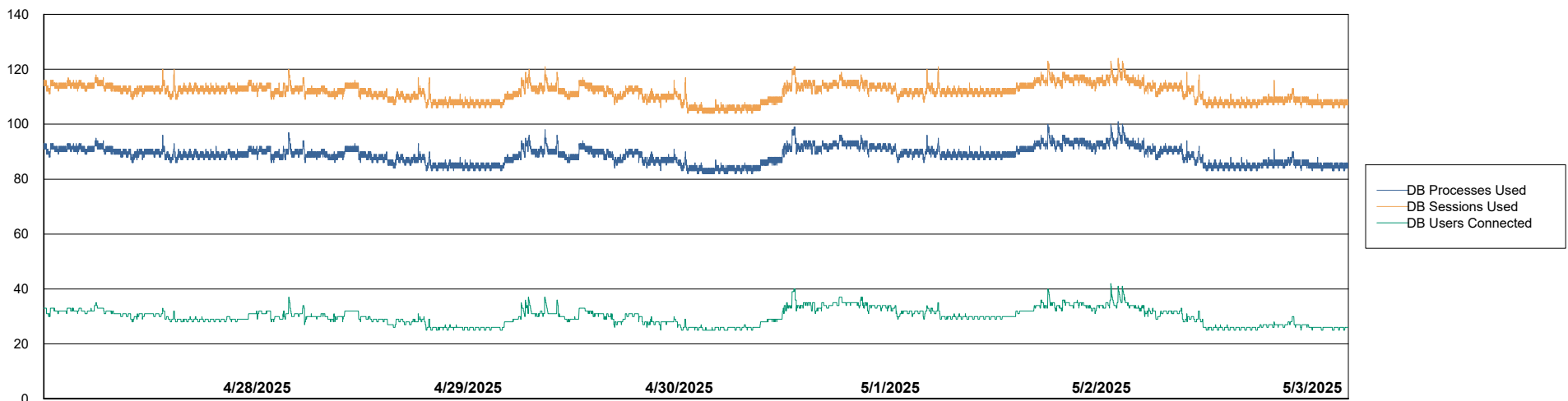
Customer RAS_Production
 Database ID 189



Harddisk Usage RAS_PRD_NEDLIN-ST-APP01

	Free disk space on C: (%)	Total disk space on C: (Gb)	Used disk space on C: (Gb)	Free disk space on D: (%)	Total disk space on D: (Gb)	Used disk space on D: (Gb)	Free disk space on E: (%)	Total disk space on E: (Gb)	Used disk space on E: (Gb)
5/3/2025	25	249	187	21	310	245	72	100	28
5/2/2025	24	249	189	18	310	255	57	100	43
5/1/2025	24	249	190	18	310	255	56	100	43
4/30/2025	24	249	190	18	310	255	57	100	43
4/29/2025	24	249	189	18	310	255	56	100	44
4/28/2025	25	249	188	18	310	255	53	100	47
4/27/2025	25	249	188	18	310	255	48	100	52

Database Performance RAS_PRD_NEDLIN-ST-APP01_ABS1



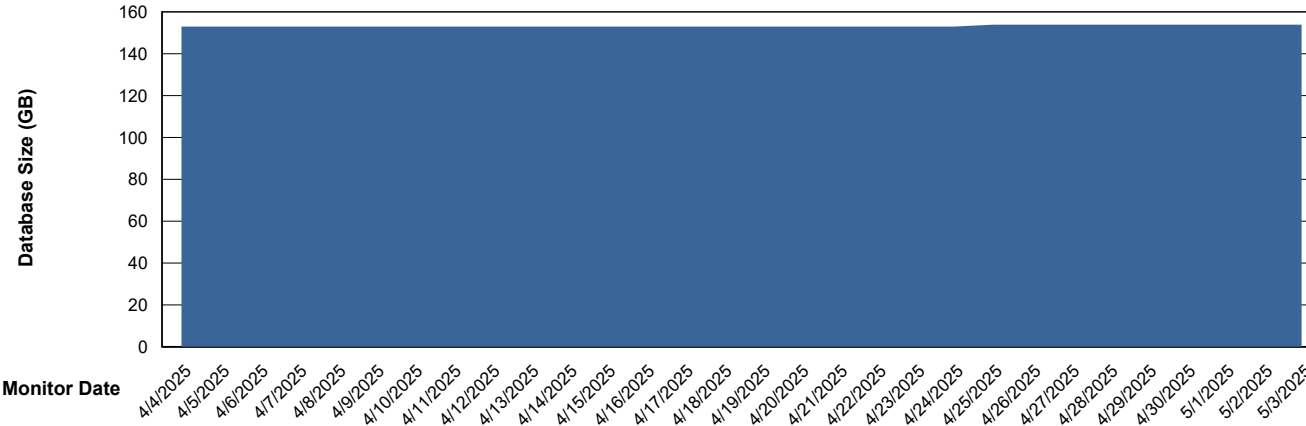
Weekly SLA Customer Report

Customer RAS_Production
 Database ID 189



DATABASE SIZE RAS_PRD_NEDLIN-ST-APP01_ABS1

Database growth over last month



Database Tablespace RAS_PRD_NEDLIN-ST-APP01_ABS1

Date	Tablespace Name	Filesize (Gb)	Usedsize (Gb)	Percentage free
5/3/2025	ABSDATA	60	39	34
	INDX	128	99	22
5/2/2025	ABSDATA	60	39	35
	INDX	128	99	22
5/1/2025	ABSDATA	60	39	35
	INDX	128	99	22
4/30/2025	ABSDATA	60	39	35
	INDX	128	99	22
4/29/2025	ABSDATA	60	39	35
	INDX	128	99	22
4/28/2025	ABSDATA	60	39	35
	INDX	128	99	23
4/27/2025	ABSDATA	60	39	35
	INDX	128	99	23

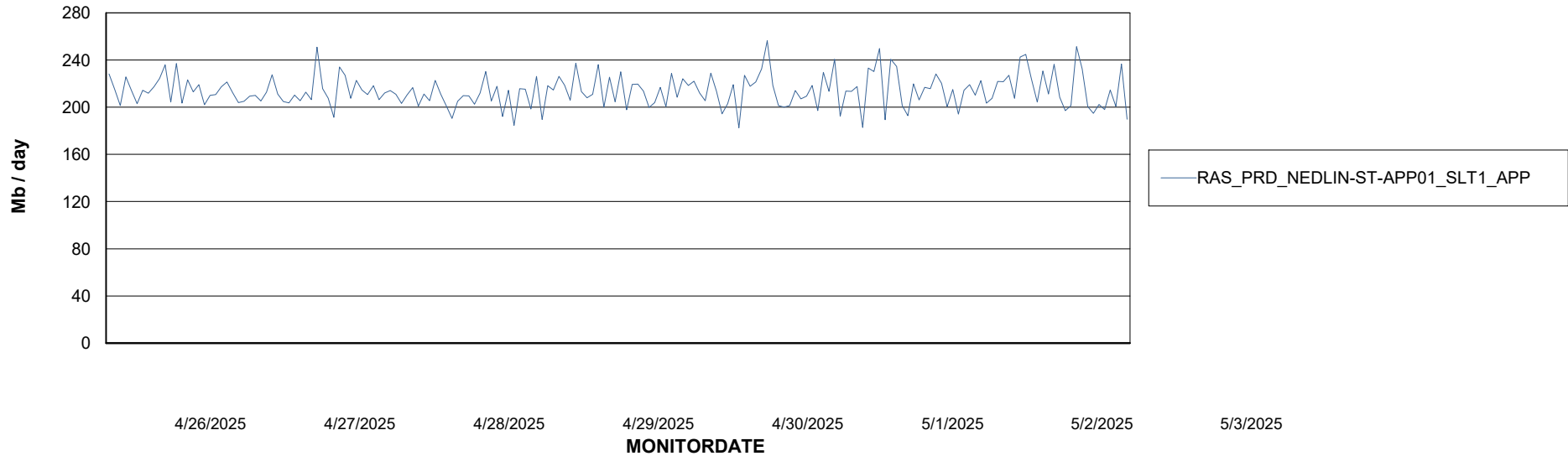
Weekly SLA Customer Report

Customer RAS_Production
Database ID 189

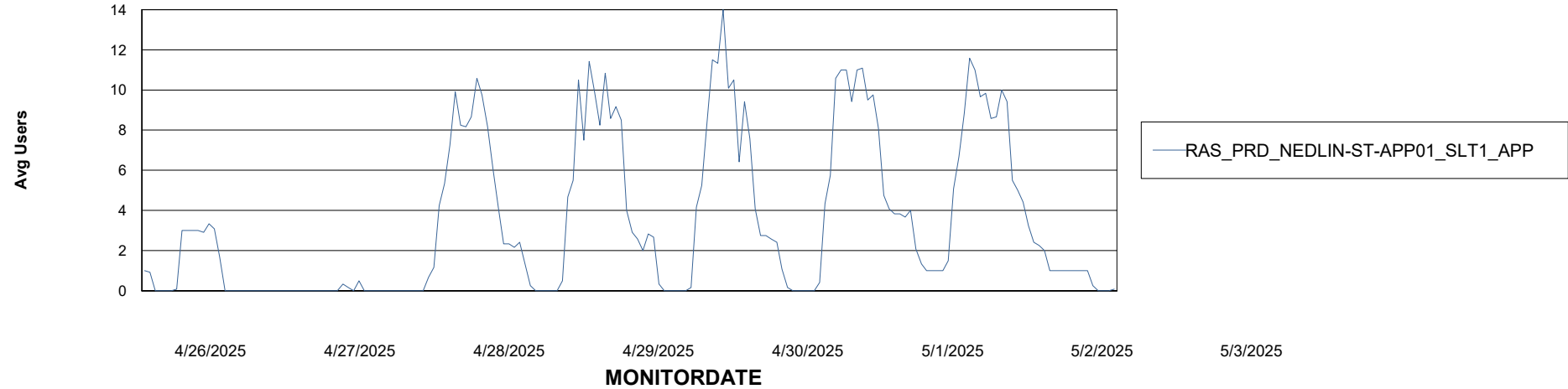


ABSSolute Application Server Services

Avg memory used per ABS Server Service



Avg users per day per ABS server



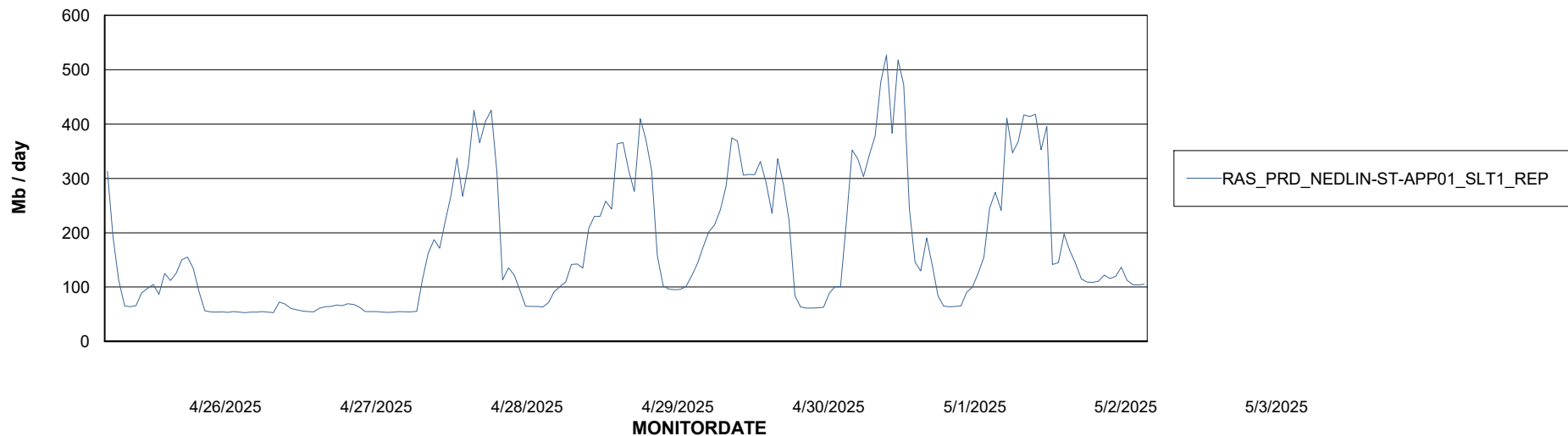
Weekly SLA Customer Report

Customer RAS_Production
Database ID 189



ABSSolute Application ReportServer Services

Avg memory used per ReportServer Service



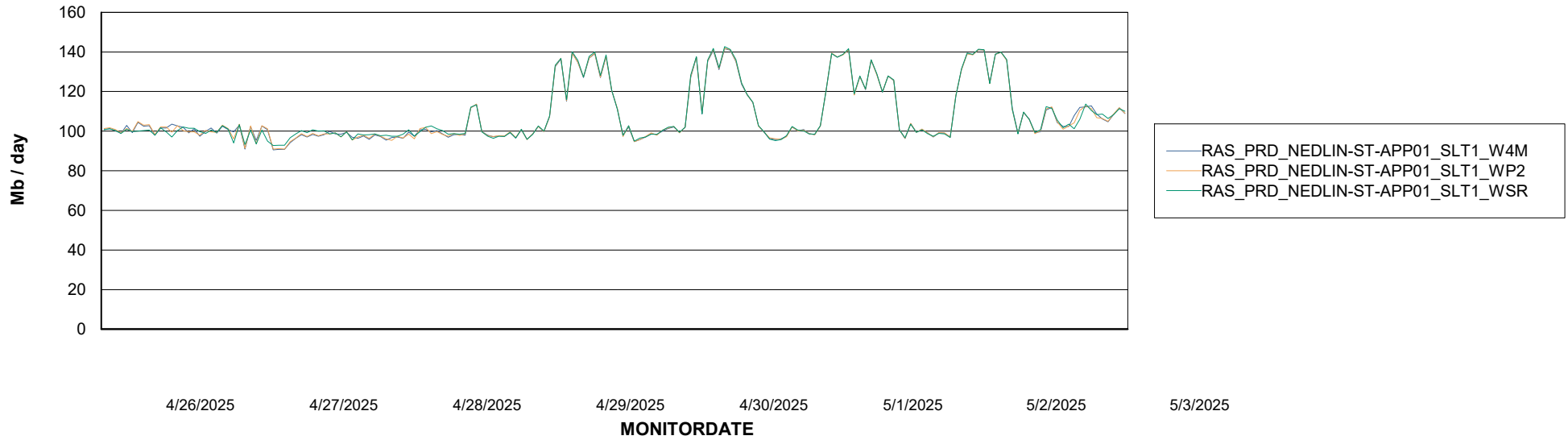
Weekly SLA Customer Report

Customer RAS_Production
Database ID 189



ABSSolute Web Component Services

Avg memory used per ABS Web component



Weekly SLA Customer Report

Customer RAS_Production
Database ID 189



Disaster per ABS component

