

# Weekly SLA Customer Report

Customer NIX\_Production  
Database ID 51



## Harddisk Usage NIX\_PRD\_ABSAPP01

	Free disk space on C: (%)	Total disk space on C: (Gb)	Used disk space on C: (Gb)	Free disk space on E: (%)	Total disk space on E: (Gb)	Used disk space on E: (Gb)
5/3/2025	66	207	71	100	98	0
5/2/2025	66	207	71	100	98	0
5/1/2025	66	207	71	100	98	0
4/30/2025	66	207	71	100	98	0
4/29/2025	66	207	70	100	98	0
4/28/2025	66	207	71	100	98	0
4/27/2025	66	207	70	100	98	0

## Harddisk Usage NIX\_PRD\_ABSAPP04

	Free disk space on C: (%)	Total disk space on C: (Gb)	Used disk space on C: (Gb)
5/3/2025	18	127	104
5/2/2025	18	127	104
5/1/2025	18	127	104
4/30/2025	18	127	104
4/29/2025	18	127	103
4/28/2025	18	127	104
4/27/2025	18	127	104

# Weekly SLA Customer Report

Customer NIX\_Production  
 Database ID 51



Harddisk Usage NIX\_PRD\_ABSBI

	Free disk space on C: (%)	Total disk space on C: (Gb)	Used disk space on C: (Gb)	Free disk space on E: (%)	Total disk space on E: (Gb)	Used disk space on E: (Gb)
5/3/2025	57	179	77	40	700	417
5/2/2025	57	179	77	41	700	415
5/1/2025	57	179	77	41	700	415
4/30/2025	57	179	77	41	700	415
4/29/2025	57	179	77	41	700	415
4/28/2025	56	179	78	41	700	415
4/27/2025	56	179	80	41	700	415

Harddisk Usage NIX\_PRD\_ABSDB01

	Free disk space on C: (%)	Total disk space on C: (Gb)	Used disk space on C: (Gb)	Free disk space on D: (%)	Total disk space on D: (Gb)	Used disk space on D: (Gb)	Free disk space on E: (%)	Total disk space on E: (Gb)	Used disk space on E: (Gb)	Free disk space on F: (%)
5/3/2025	86	554	79	23	586	451	35	605	394	81
5/2/2025	86	554	78	23	586	451	35	605	392	81
5/1/2025	86	554	78	23	586	451	36	605	388	81
4/30/2025	86	554	78	23	586	451	36	605	386	81
4/29/2025	86	554	78	23	586	451	36	605	386	81
4/28/2025	86	554	78	24	586	446	36	605	386	81
4/27/2025	86	554	79	25	586	441	36	605	388	81

# Weekly SLA Customer Report

Customer NIX\_Production  
 Database ID 51



Harddisk Usage NIX\_PRD\_ABSDB02

	Free disk space on C: (%)	Total disk space on C: (Gb)	Used disk space on C: (Gb)	Free disk space on D: (%)	Total disk space on D: (Gb)	Used disk space on D: (Gb)	Free disk space on E: (%)	Total disk space on E: (Gb)	Used disk space on E: (Gb)	Free disk space on F: (%)
5/3/2025	86	574	82	16	488	410	42	684	394	100
5/2/2025	86	574	82	16	488	410	43	684	392	100
5/1/2025	86	574	82	16	488	410	43	684	388	100
4/30/2025	86	574	82	16	488	410	44	684	386	100
4/29/2025	86	574	82	16	488	410	44	684	386	100
4/28/2025	86	574	81	17	488	406	44	684	385	100
4/27/2025	86	574	82	18	488	400	43	684	388	100

Harddisk Usage NIX\_PRD\_ABSWEB02

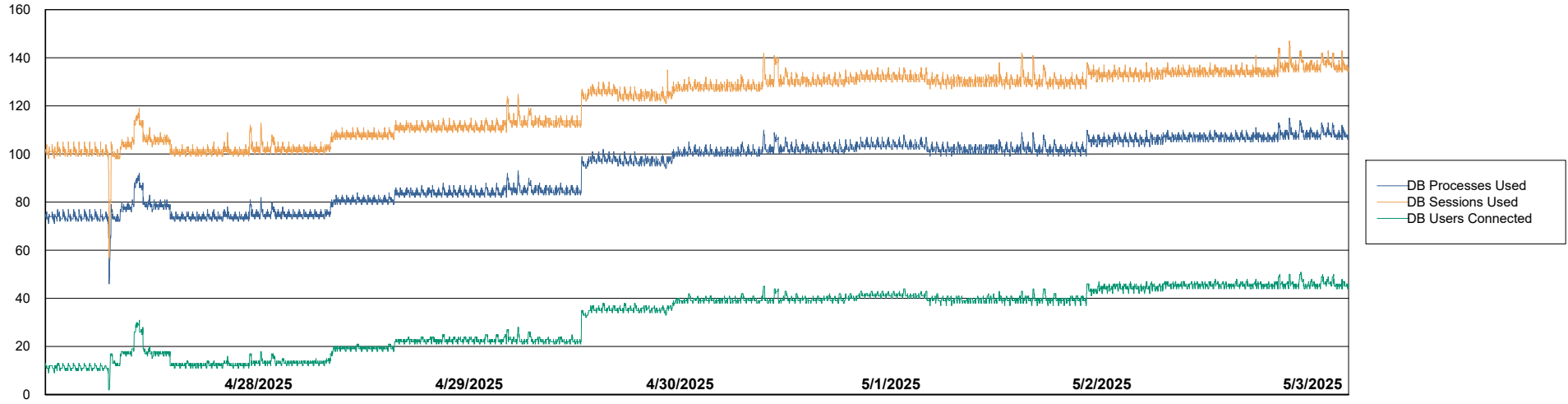
	Free disk space on C: (%)	Total disk space on C: (Gb)	Used disk space on C: (Gb)
5/3/2025	81	300	58
5/2/2025	81	300	58
5/1/2025	81	300	58
4/30/2025	81	300	57
4/29/2025	81	300	57
4/28/2025	81	300	57
4/27/2025	81	300	57

# Weekly SLA Customer Report

Customer NIX\_Production  
Database ID 51



## Database Performance NIX\_PRD\_ABSBI\_ABS1

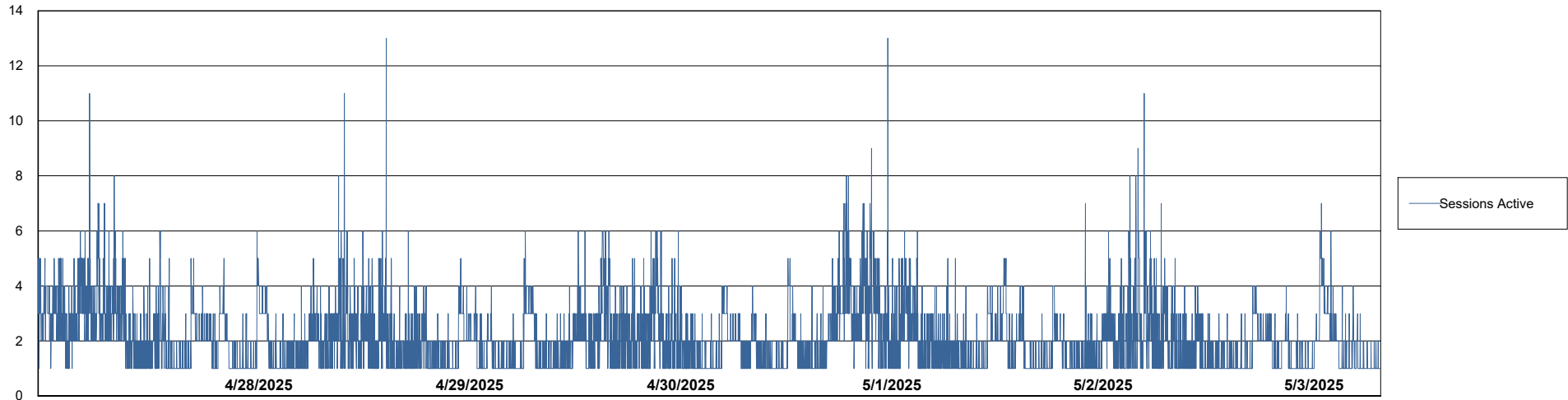
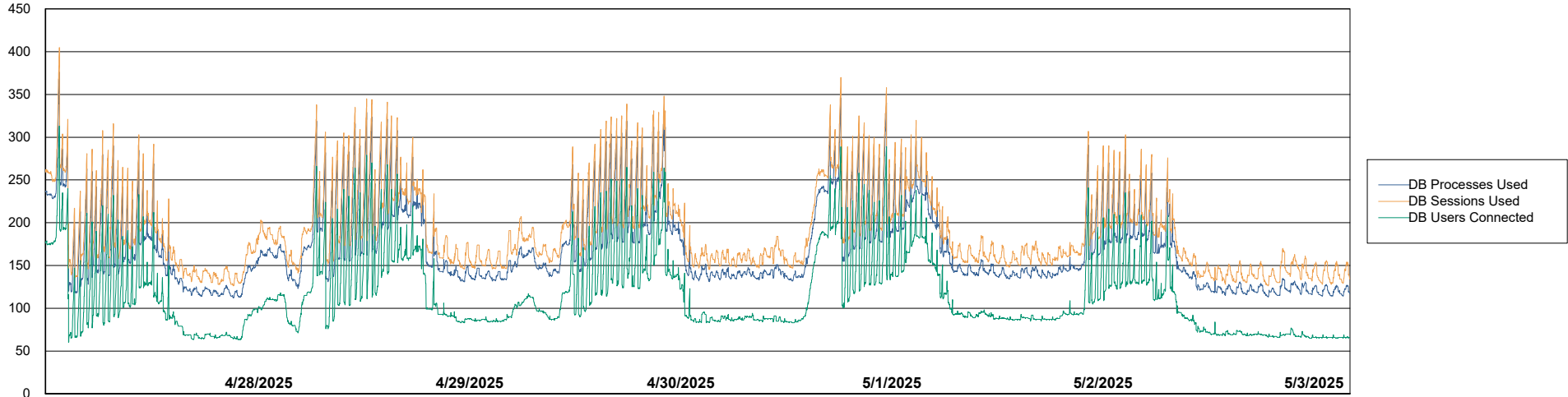


# Weekly SLA Customer Report

Customer NIX\_Production  
Database ID 51



## Database Performance NIX\_PRD\_ABSD01\_ABS1



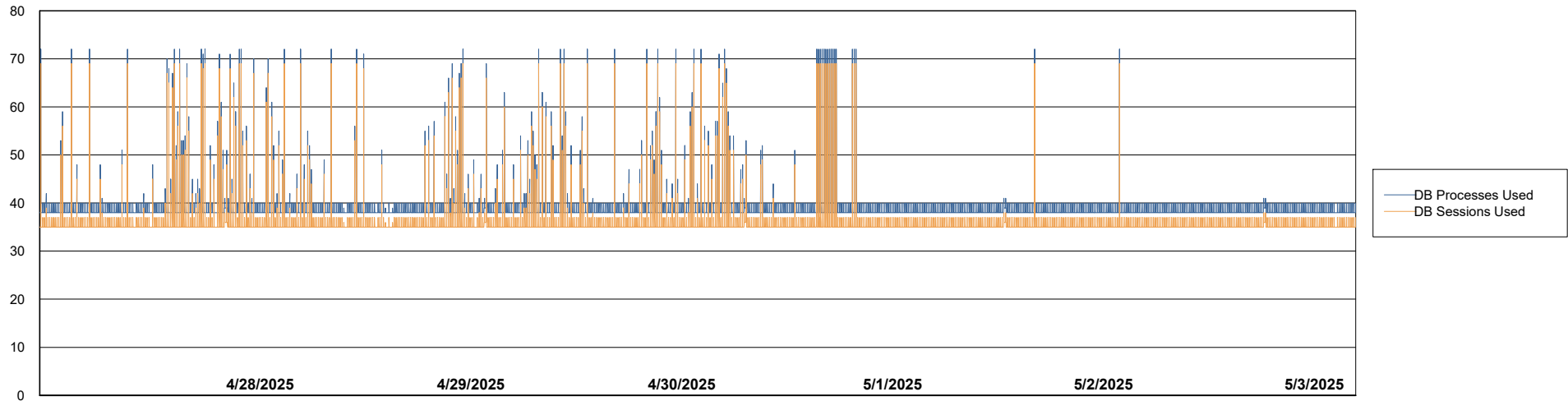
# Weekly SLA Customer Report

Customer NIX\_Production  
Database ID 51



Database Performance NIX\_PRD\_ABSD02\_HSBABS1

DB Processes Max 300



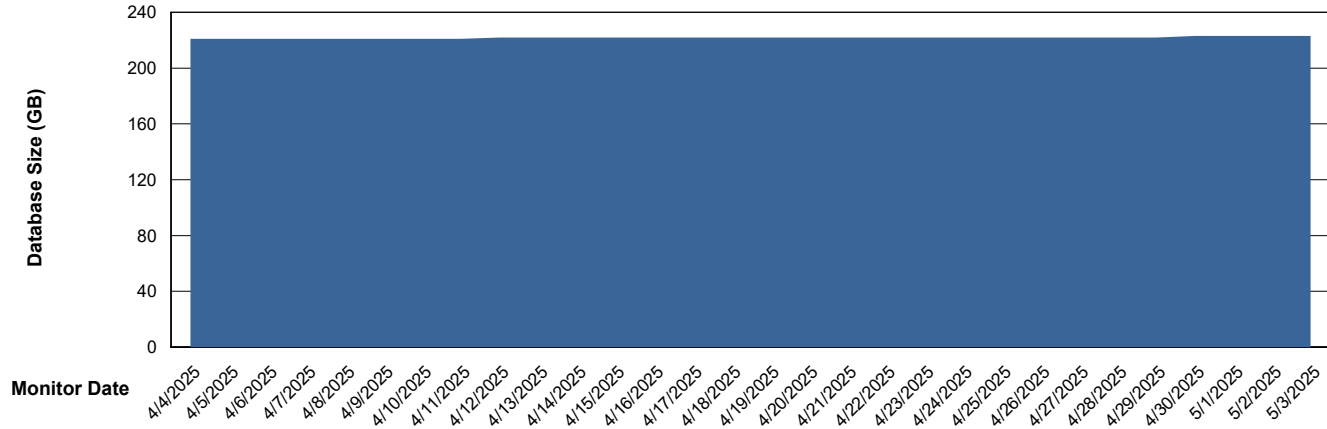
# Weekly SLA Customer Report

Customer NIX\_Production  
Database ID 51



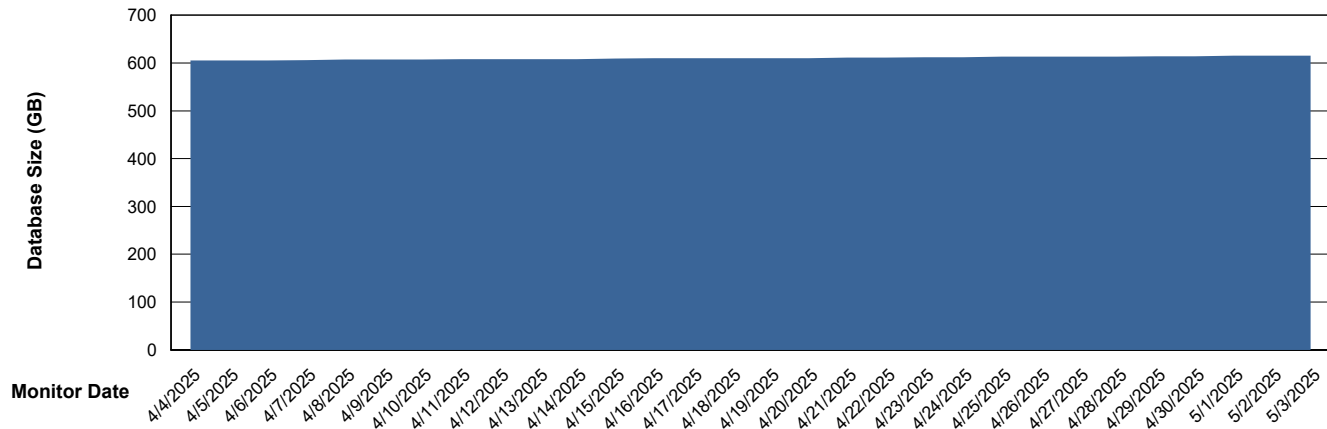
DATABASE SIZE NIX\_PRD\_ABSBI\_ABS1

### Database growth over last month



DATABASE SIZE NIX\_PRD\_ABSDB01\_ABS1

### Database growth over last month



# Weekly SLA Customer Report

Customer NIX\_Production  
Database ID 51



## Database Tablespace NIX\_PRD\_ABSBI\_ABS1

Date	Tablespace Name	Filesize (Gb)	Usedsize (Gb)	Percentage free
5/3/2025	ABSDATA	117	97	17
	INDX	153	125	18
5/2/2025	ABSDATA	117	97	17
	INDX	153	125	19
5/1/2025	ABSDATA	117	97	17
	INDX	153	125	19
4/30/2025	ABSDATA	117	97	17
	INDX	153	125	19
4/29/2025	ABSDATA	117	97	17
	INDX	153	125	19
4/28/2025	ABSDATA	117	97	17
	INDX	153	125	19
4/27/2025	ABSDATA	117	97	17
	INDX	153	125	19

# Weekly SLA Customer Report

Customer NIX\_Production  
 Database ID 51



Database Tablespace NIX\_PRD\_ABSD01\_ABS1

Date	Tablespace Name	Filesize (Gb)	Usedsize (Gb)	Percentage free
5/3/2025	ABSDATA	352	292	17
	INDX	360	297	18
5/2/2025	ABSDATA	352	292	17
	INDX	360	297	18
5/1/2025	ABSDATA	352	291	17
	INDX	360	297	18
4/30/2025	ABSDATA	352	291	17
	INDX	360	296	18
4/29/2025	ABSDATA	352	290	18
	INDX	360	296	18
4/28/2025	ABSDATA	352	290	18
	INDX	360	296	18
4/27/2025	ABSDATA	342	289	15
	INDX	360	296	18

BI Status and last ETL error for NIX\_PRD\_ABSBI\_ABS1

	Mon 28/4/2025	Tue 29/4/2025	Wed 30/4/2025	Thu 1/5/2025	Fri 2/5/2025	Sat 3/5/2025
<b>ABS DataWarehouse ETL Health</b>	OK	OK	OK	OK	OK	OK
<b>ABS DWHStaging ETL Health</b>	OK	OK	OK	OK	OK	OK

## Weekly SLA Customer Report

Customer NIX\_Production  
Database ID 51



BI last ETL error for	NIX_PRD_ABSBI_ABS1
-----------------------	--------------------

Tue, 29-04-2025	None
Sat, 3-05-2025	None
Mon, 28-04-2025	None
Wed, 30-04-2025	None
Sat, 3-05-2025	None
Wed, 30-04-2025	None
Sun, 27-04-2025	None
Sun, 27-04-2025	None
Fri, 2-05-2025	None
Thu, 1-05-2025	None
Fri, 2-05-2025	None
Mon, 28-04-2025	None
Thu, 1-05-2025	None
Tue, 29-04-2025	None

# Weekly SLA Customer Report

Customer NIX\_Production  
Database ID 51



Standby Database Health NIX\_Production

### Recovery lag for last 7 days



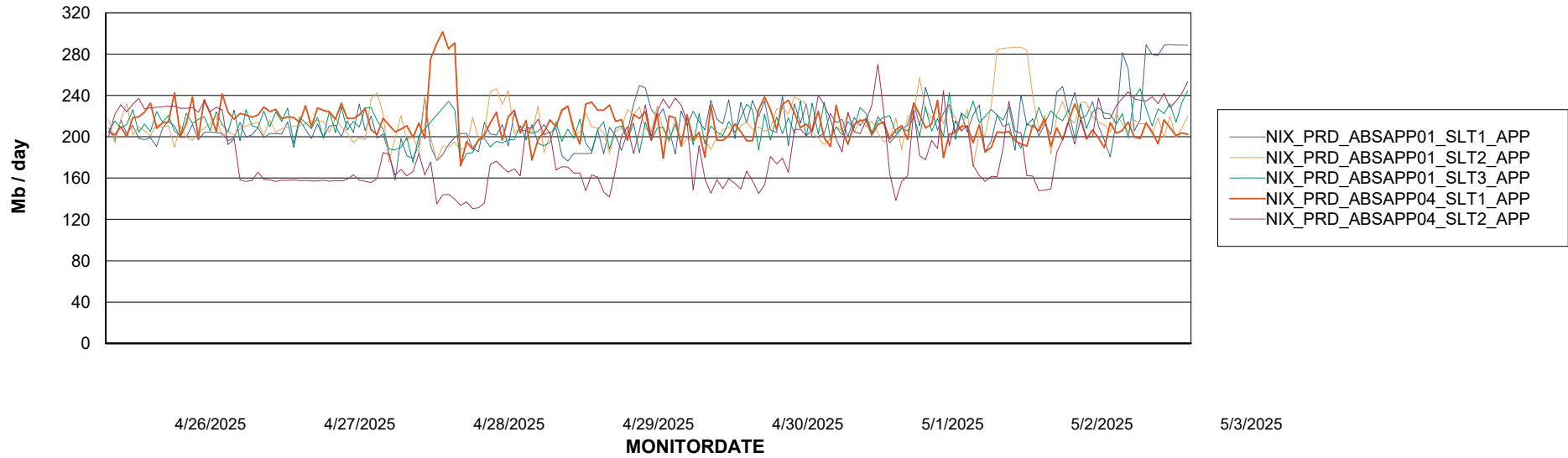
# Weekly SLA Customer Report

Customer NIX\_Production  
Database ID 51

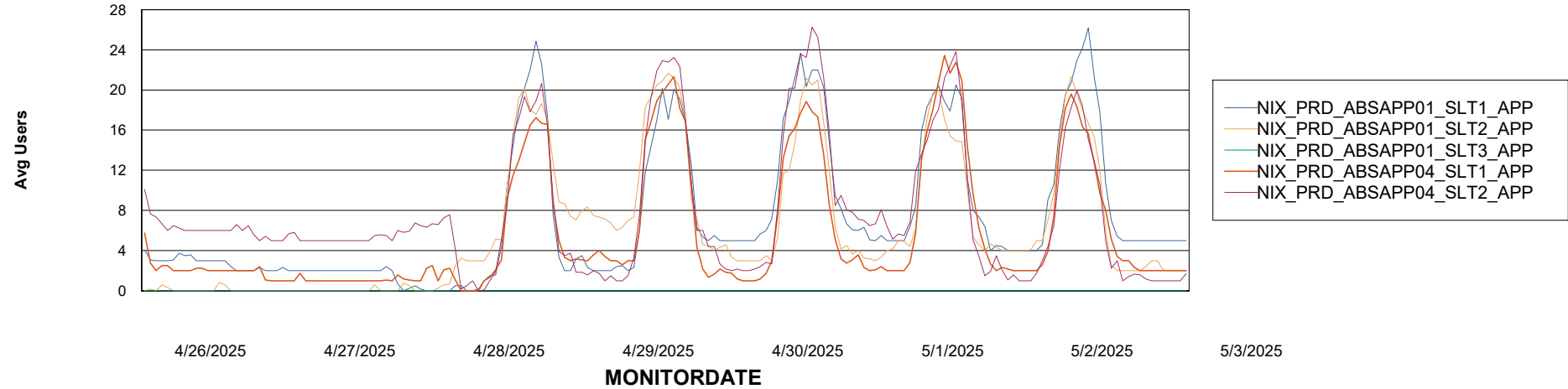


## ABSSolute Application Server Services

### Avg memory used per ABS Server Service



### Avg users per day per ABS server



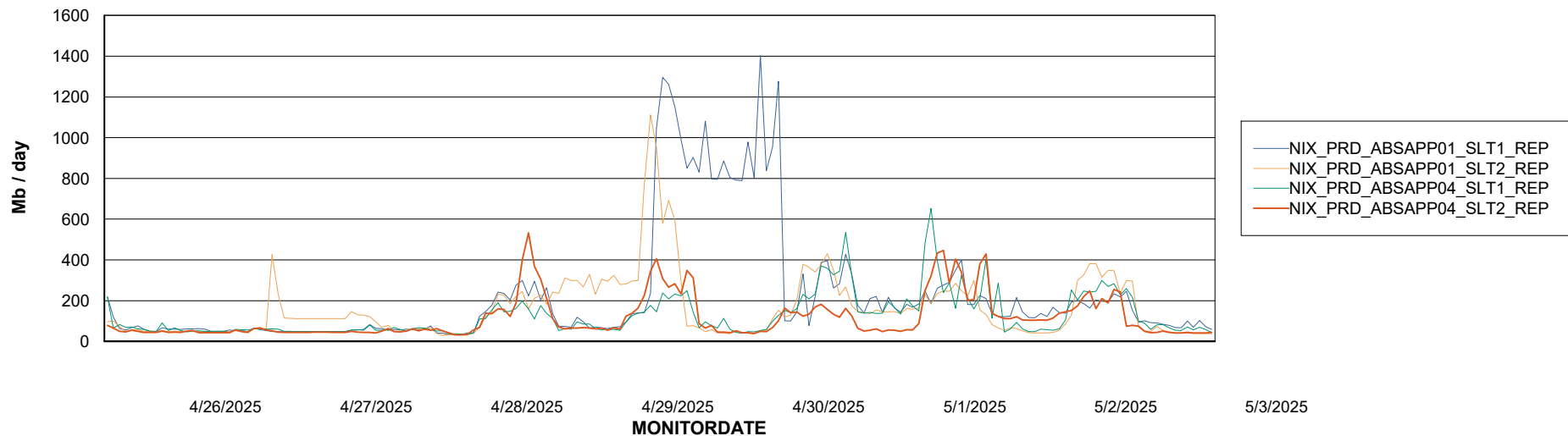
# Weekly SLA Customer Report

Customer NIX\_Production  
Database ID 51



## ABSSolute Application ReportServer Services

### Avg memory used per ReportServer Service



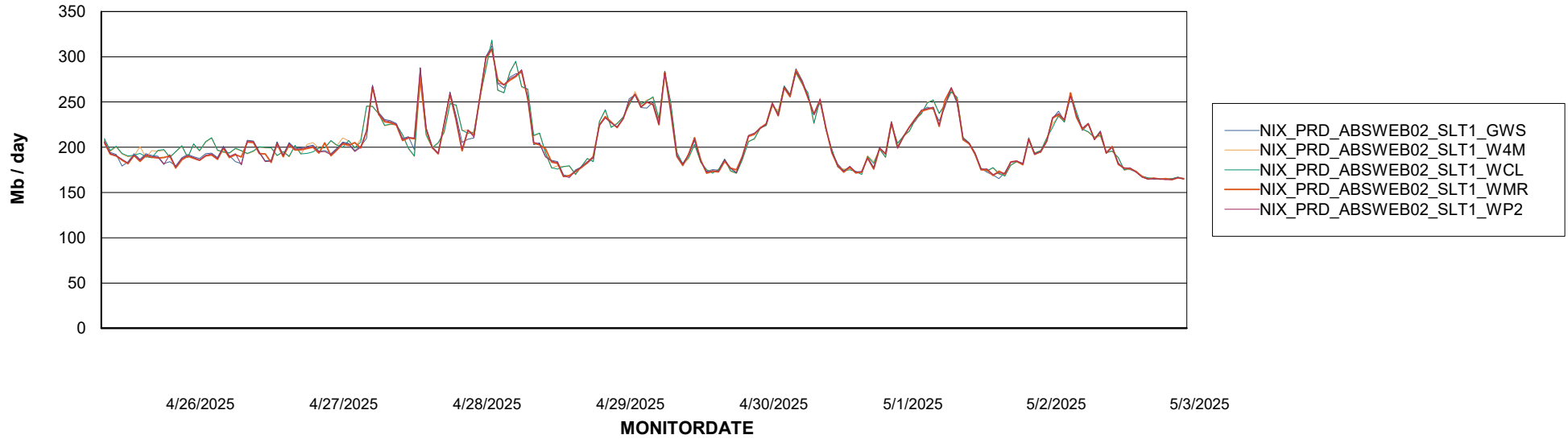
# Weekly SLA Customer Report

Customer NIX\_Production  
Database ID 51



## ABSSolute Web Component Services

### Avg memory used per ABS Web component



# Weekly SLA Customer Report

Customer NIX\_Production  
Database ID 51



## Disaster per ABS component

