

Weekly SLA Customer Report

Customer LLG_Production
 Database ID 148



Harddisk Usage LLG_ABSAPPS01

	Free disk space on C: (%)	Total disk space on C: (Gb)	Used disk space on C: (Gb)	Free disk space on D: (%)	Total disk space on D: (Gb)	Used disk space on D: (Gb)
5/3/2025	85	500	74	97	393	10
5/2/2025	85	500	74	97	393	10
5/1/2025	85	500	74	97	393	10
4/30/2025	85	500	74	97	393	10
4/29/2025	85	500	74	97	393	10
4/28/2025	85	500	74	97	393	10
4/27/2025	85	500	74	97	393	10

Harddisk Usage LLG_ABSApps02

	Free disk space on C: (%)	Total disk space on C: (Gb)	Used disk space on C: (Gb)	Free disk space on D: (%)	Total disk space on D: (Gb)	Used disk space on D: (Gb)
5/3/2025	90	500	52	96	393	16
5/2/2025	90	500	52	96	393	16
5/1/2025	90	500	52	96	393	16
4/30/2025	90	500	52	96	393	16
4/29/2025	90	500	52	96	393	16
4/28/2025	90	500	51	96	393	16
4/27/2025	90	500	51	96	393	16

Weekly SLA Customer Report

Customer LLG_Production
 Database ID 148



Harddisk Usage LLG_ABSBI01

	Free disk space on C: (%)	Total disk space on C: (Gb)	Used disk space on C: (Gb)	Free disk space on D: (%)	Total disk space on D: (Gb)	Used disk space on D: (Gb)
5/3/2025	82	446	81	90	2,681	262
5/2/2025	82	446	81	90	2,681	262
5/1/2025	82	446	81	90	2,681	262
4/30/2025	82	446	81	90	2,681	262
4/29/2025	82	446	80	90	2,681	262
4/28/2025	82	446	80	90	2,681	262
4/27/2025	82	446	80	90	2,681	262

Harddisk Usage LLG_ABSDB01

	Free disk space on C: (%)	Total disk space on C: (Gb)	Used disk space on C: (Gb)	Free disk space on D: (%)	Total disk space on D: (Gb)	Used disk space on D: (Gb)	Free disk space on E: (%)	Total disk space on E: (Gb)	Used disk space on E: (Gb)
5/3/2025	87	446	59	70	1,605	484	68	1,077	350
5/2/2025	87	446	59	70	1,605	484	68	1,077	348
5/1/2025	87	446	59	70	1,605	484	68	1,077	348
4/30/2025	87	446	59	70	1,605	484	68	1,077	348
4/29/2025	87	446	59	70	1,605	484	68	1,077	348
4/28/2025	87	446	59	70	1,605	484	68	1,077	345
4/27/2025	87	446	59	70	1,605	484	65	1,077	372

Weekly SLA Customer Report

Customer LLG_Production
Database ID 148



Harddisk Usage LLG_ABSDB02

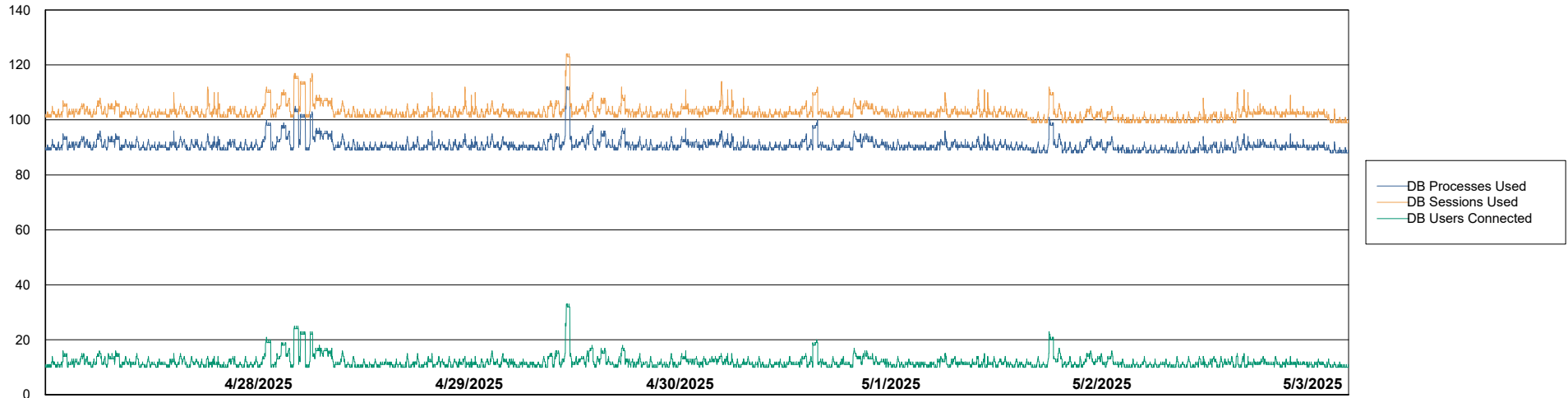
	Free disk space on C: (%)	Total disk space on C: (Gb)	Used disk space on C: (Gb)	Free disk space on D: (%)	Total disk space on D: (Gb)	Used disk space on D: (Gb)	Free disk space on E: (%)	Total disk space on E: (Gb)	Used disk space on E: (Gb)
5/3/2025	41	446	263	62	1,605	614	99	1,077	8
5/2/2025	41	446	263	62	1,605	614	99	1,077	12
5/1/2025	41	446	263	62	1,605	614	82	1,077	190
4/30/2025	41	446	263	62	1,605	614	83	1,077	188
4/29/2025	41	446	263	62	1,605	614	83	1,077	186
4/28/2025	42	446	260	62	1,605	614	83	1,077	187
4/27/2025	43	446	253	62	1,605	614	97	1,077	35

Weekly SLA Customer Report

Customer LLG_Production
Database ID 148



Database Performance LLG_ABSBI01_BI_PROD_ABS1

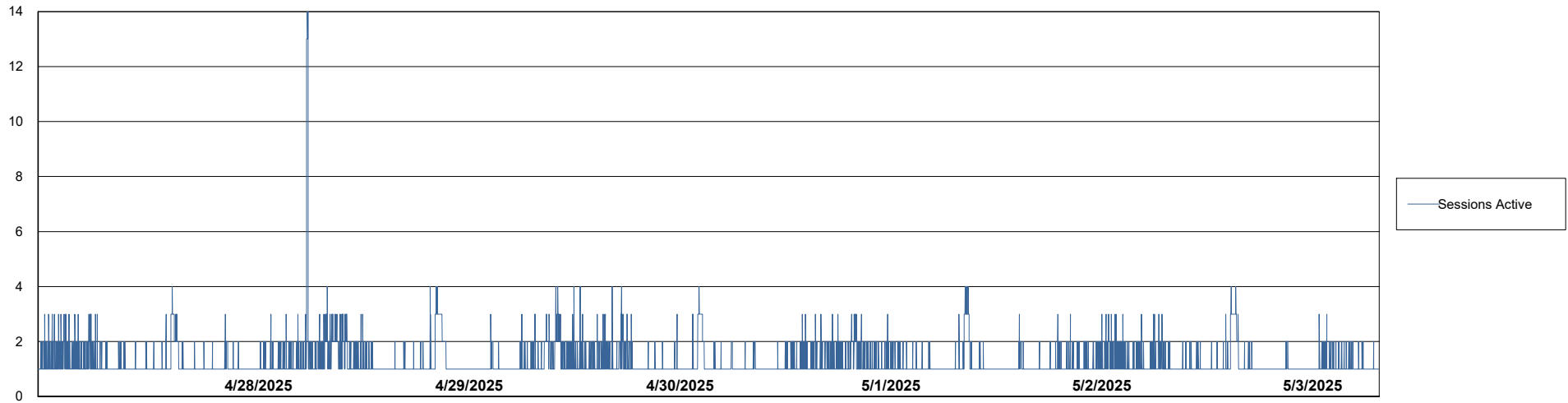
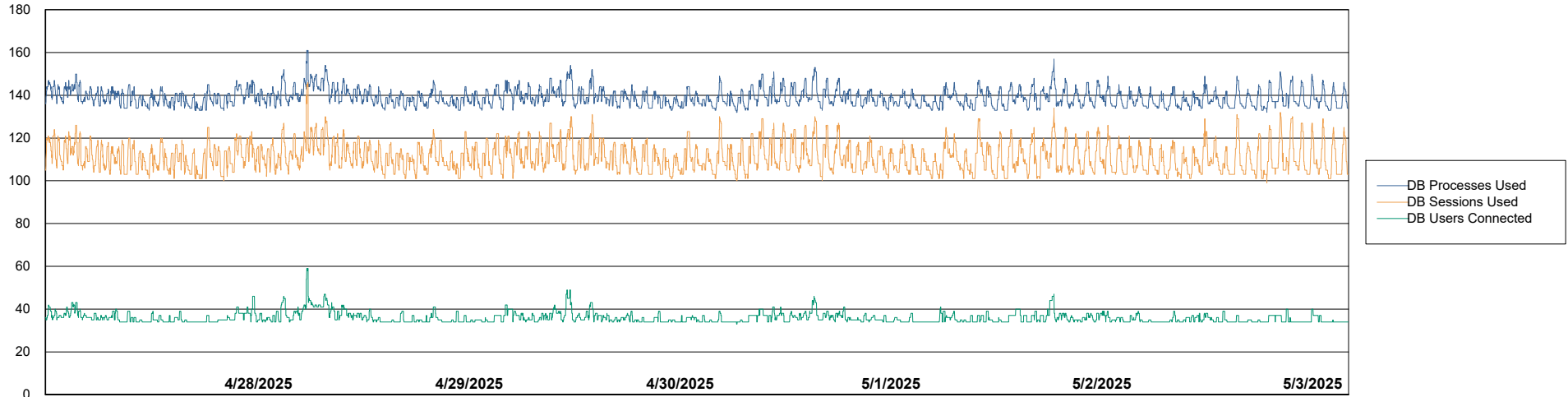


Weekly SLA Customer Report

Customer LLG_Production
Database ID 148



Database Performance LLG_ABSDB01_PROD_ABS1



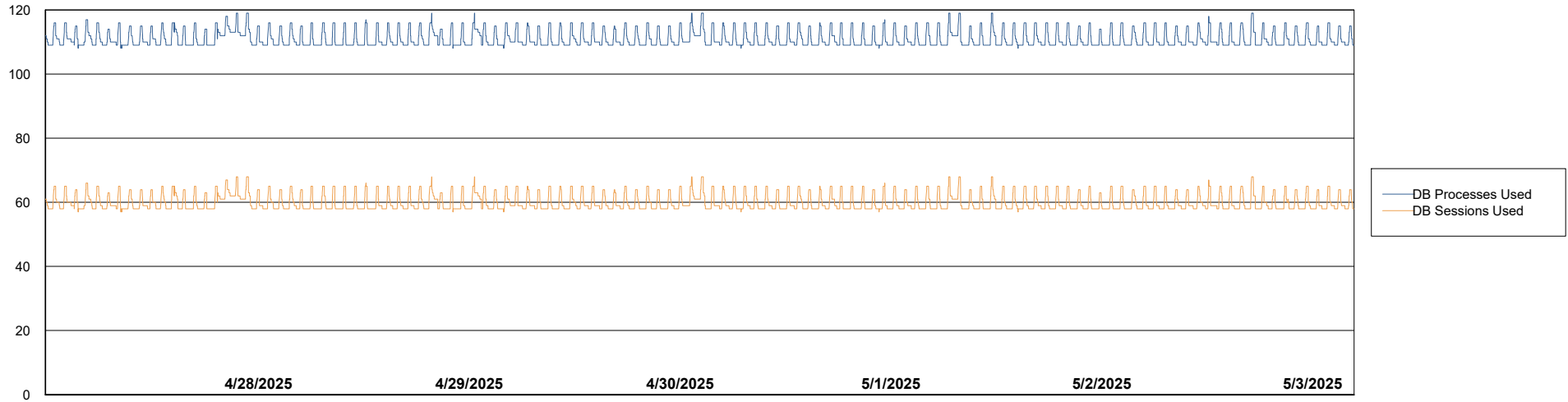
Weekly SLA Customer Report

Customer LLG_Production
Database ID 148



Database Performance LLG_ABSDB02_PROD_HSBABS1

DB Processes Max 4
DB Processes Max 0
DB Processes Max 300



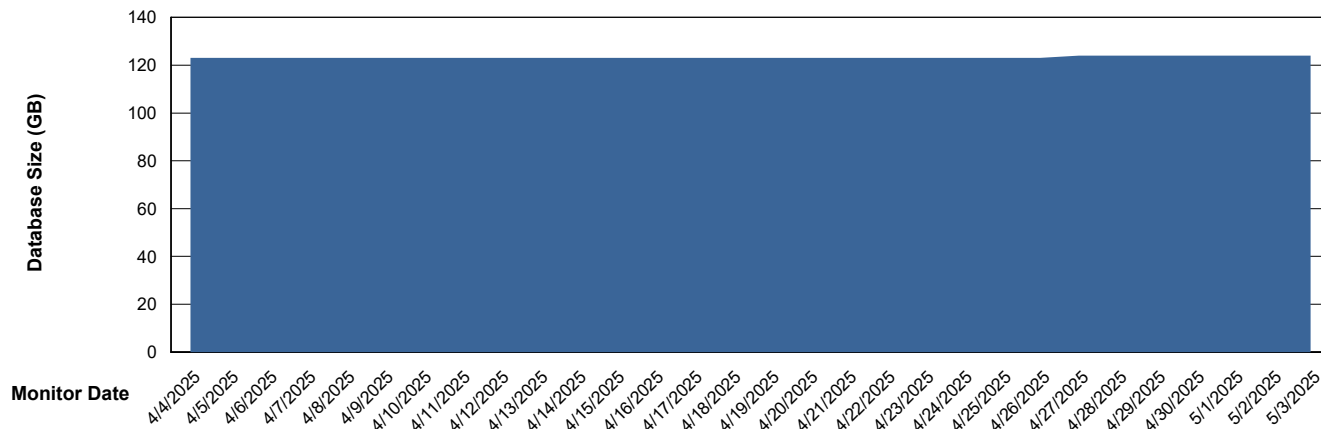
Weekly SLA Customer Report

Customer LLG_Production
Database ID 148



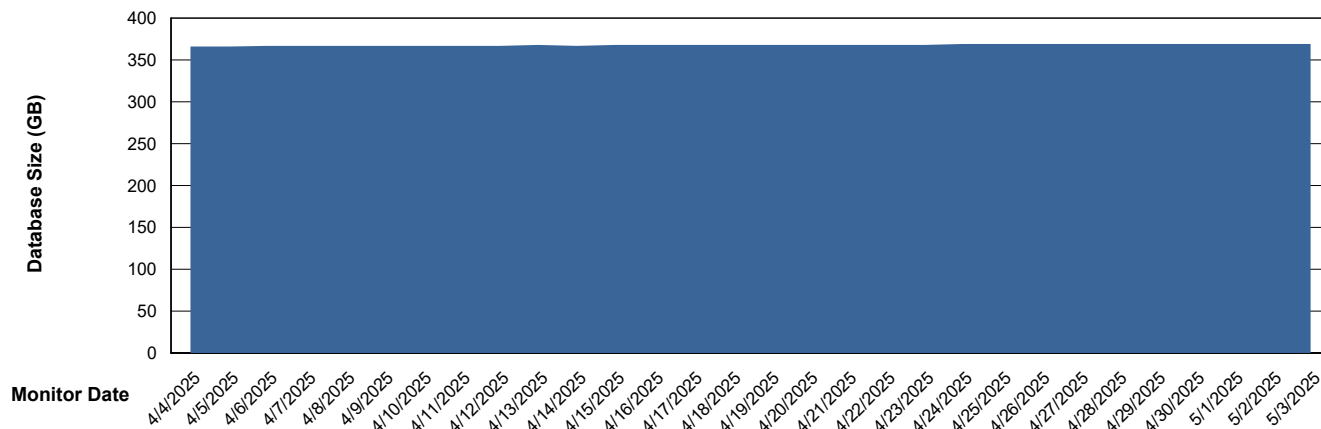
DATABASE SIZE LLG_ABSBI01_BI_PROD_ABS1

Database growth over last month



DATABASE SIZE LLG_ABSDB01_PROD_ABS1

Database growth over last month



Weekly SLA Customer Report

Customer LLG_Production
 Database ID 148



Database Tablespace LLG_ABSBI01_BI_PROD_ABS1

Date	Tablespace Name	Filesize (Gb)	Usedsize (Gb)	Percentage free
5/3/2025	ABSDATA	64	51	21
	INDX	80	65	19
5/2/2025	ABSDATA	64	51	21
	INDX	80	65	19
5/1/2025	ABSDATA	64	51	21
	INDX	80	65	19
4/30/2025	ABSDATA	64	51	21
	INDX	80	65	19
4/29/2025	ABSDATA	64	51	21
	INDX	80	65	19
4/28/2025	ABSDATA	64	51	21
	INDX	80	65	19
4/27/2025	ABSDATA	64	51	21
	INDX	80	65	19

Weekly SLA Customer Report

Customer LLG_Production
 Database ID 148



Database Tablespace LLG_ABSD01_PROD_ABS1

Date	Tablespace Name	Filesize (Gb)	Usedsize (Gb)	Percentage free
5/3/2025	ABSDATA	188	151	20
	INDX	245	203	17
5/2/2025	ABSDATA	188	151	20
	INDX	245	203	17
5/1/2025	ABSDATA	188	151	20
	INDX	245	203	17
4/30/2025	ABSDATA	188	151	20
	INDX	245	203	17
4/29/2025	ABSDATA	188	151	20
	INDX	245	203	17
4/28/2025	ABSDATA	188	151	20
	INDX	245	203	17
4/27/2025	ABSDATA	188	151	20
	INDX	245	203	17

BI Status and last ETL error for LLG_ABSBI01_BI_PROD_ABS1

	Mon 28/4/2025	Tue 29/4/2025	Wed 30/4/2025	Thu 1/5/2025	Fri 2/5/2025	Sat 3/5/2025
ABS DataWarehouse ETL Health	OK	OK	OK	OK	OK	OK
ABS DWHStaging ETL Health	OK	OK	OK	OK	OK	OK

Weekly SLA Customer Report

Customer LLG_Production
Database ID 148



BI last ETL error for	LLG_ABSBI01_BI_PROD_ABS1
-----------------------	--------------------------

Thu, 1-05-2025	None
Sat, 3-05-2025	None
Mon, 28-04-2025	None
Thu, 1-05-2025	None
Sat, 3-05-2025	None
Mon, 28-04-2025	None
Tue, 29-04-2025	None
Sun, 27-04-2025	None
Wed, 30-04-2025	None
Fri, 2-05-2025	None
Fri, 2-05-2025	None
Sun, 27-04-2025	None
Tue, 29-04-2025	None
Wed, 30-04-2025	None

Weekly SLA Customer Report

Customer LLG_Production
Database ID 148



Standby Database Health LLG_Production

Recovery lag for last 7 days



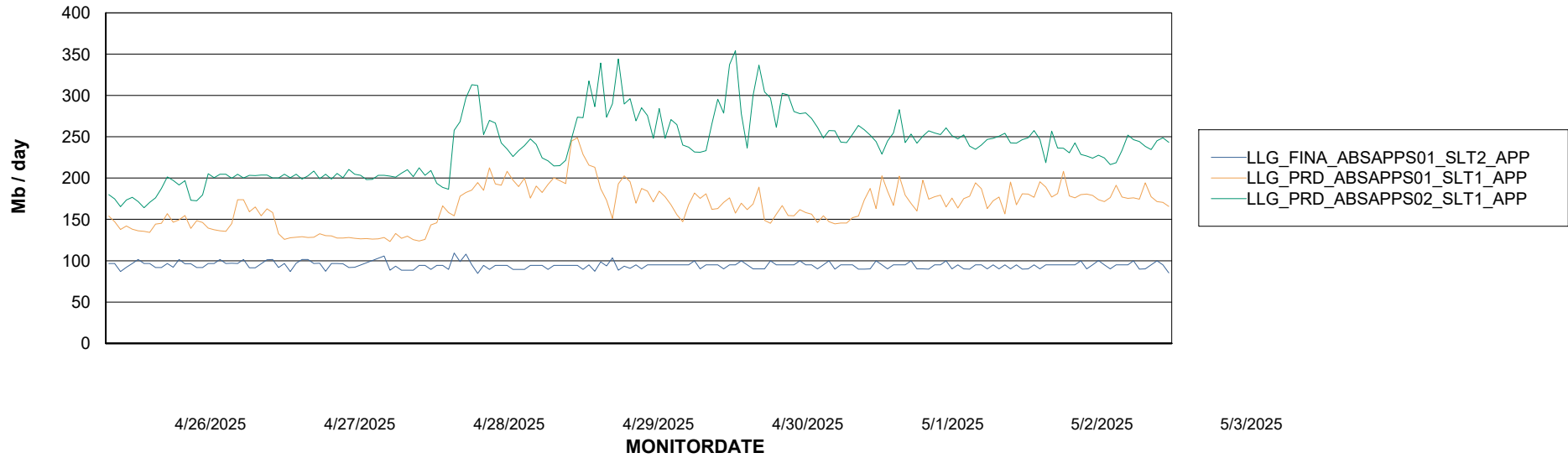
Weekly SLA Customer Report

Customer LLG_Production
Database ID 148

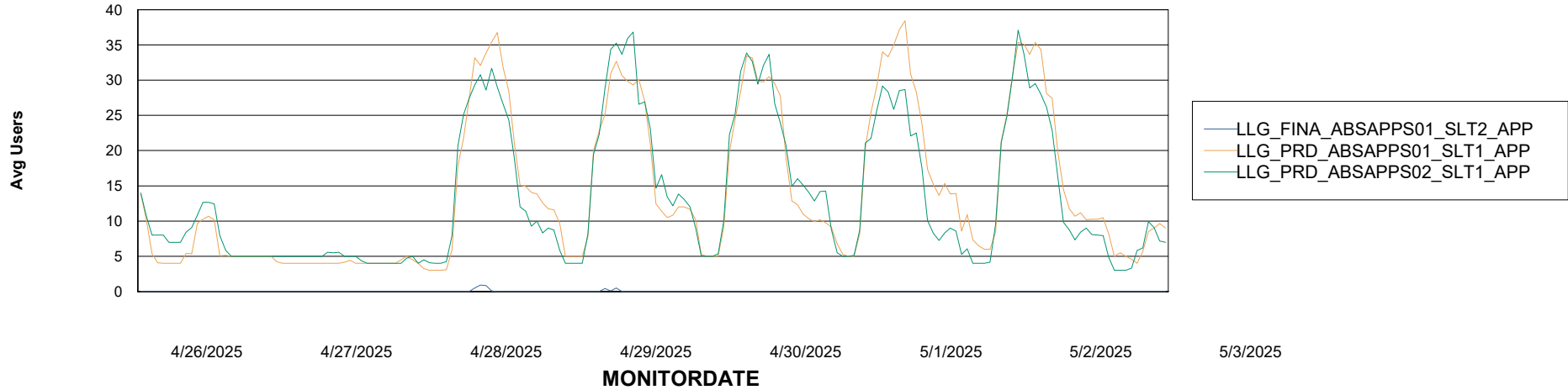


ABSSolute Application Server Services

Avg memory used per ABS Server Service



Avg users per day per ABS server



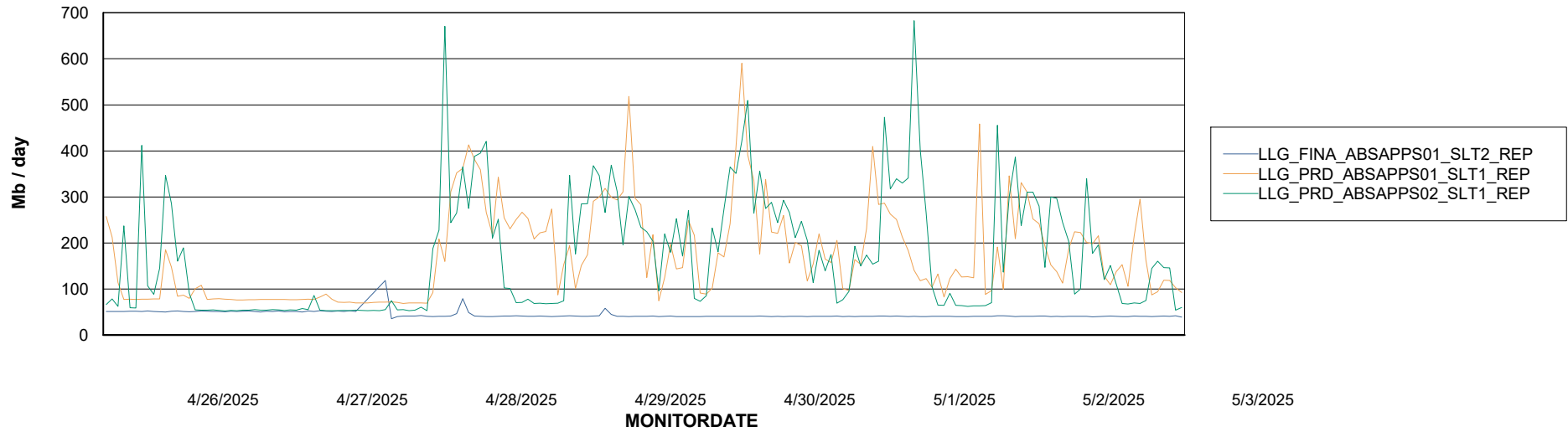
Weekly SLA Customer Report

Customer LLG_Production
Database ID 148



ABSSolute Application ReportServer Services

Avg memory used per ReportServer Service



Disaster per ABS component

