

Weekly SLA Customer Report

Customer SPI_Production
 Database ID 49



Harddisk Usage SPI_PRD_SRV2016-SW1

	Free disk space on C: (%)	Total disk space on C: (Gb)	Used disk space on C: (Gb)	Free disk space on D: (%)	Total disk space on D: (Gb)	Used disk space on D: (Gb)
4/26/2025	39	79	49	55	100	45
4/25/2025	39	79	49	55	100	45
4/24/2025	39	79	49	55	100	45
4/23/2025	39	79	49	55	100	45
4/22/2025	39	79	48	55	100	45
4/21/2025	39	79	49	55	100	45
4/20/2025	39	79	49	55	100	45

Harddisk Usage SPI_PRD_SRV2016-SW2

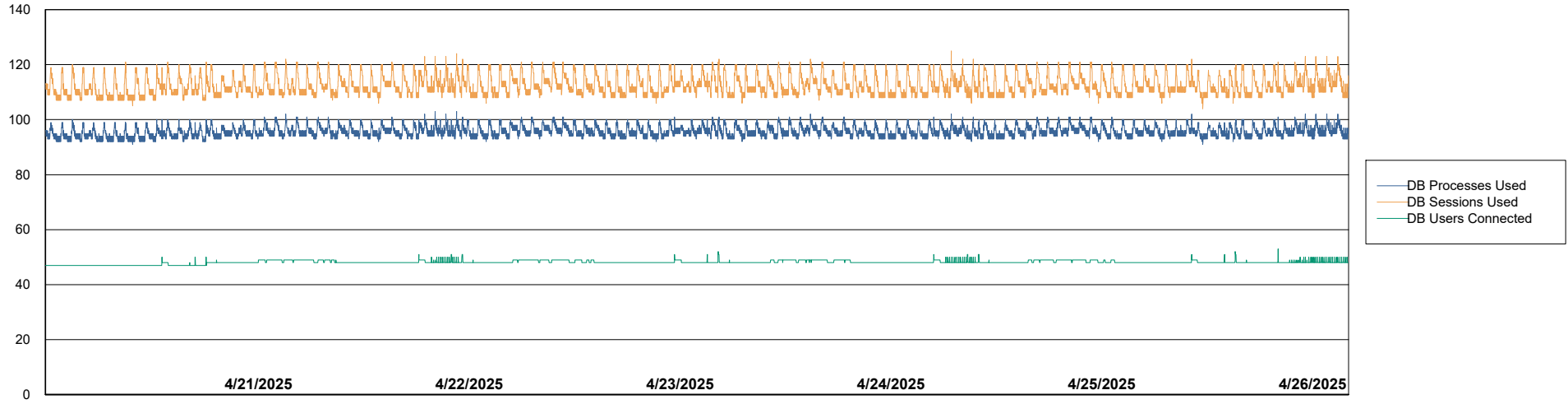
	Free disk space on C: (%)	Total disk space on C: (Gb)	Used disk space on C: (Gb)	Free disk space on D: (%)	Total disk space on D: (Gb)	Used disk space on D: (Gb)
4/26/2025	34	79	52	59	150	62
4/25/2025	34	79	52	59	150	62
4/24/2025	34	79	52	59	150	62
4/23/2025	34	79	52	59	150	62
4/22/2025	34	79	52	59	150	62
4/21/2025	34	79	52	59	150	62
4/20/2025	34	79	52	59	150	62

Weekly SLA Customer Report

Customer SPI_Production
Database ID 49



Database Performance SPI_PRD_SRV2016-SW1_ABS1



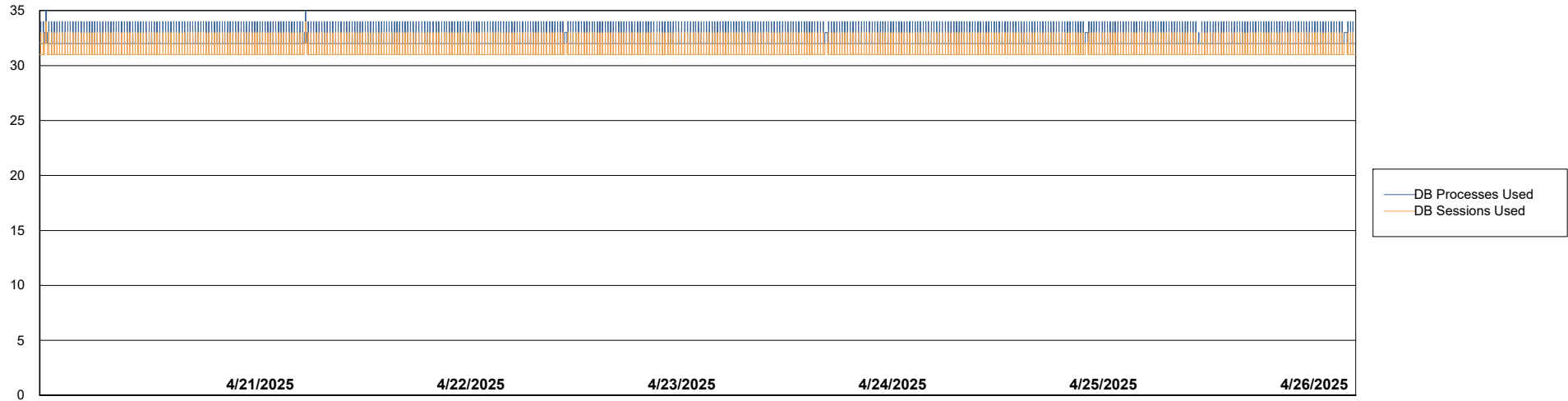
Weekly SLA Customer Report

Customer SPI_Production
Database ID 49



Database Performance SPI_PRD_SRV2016-SW2_HSBABS1

DB Processes Max 500



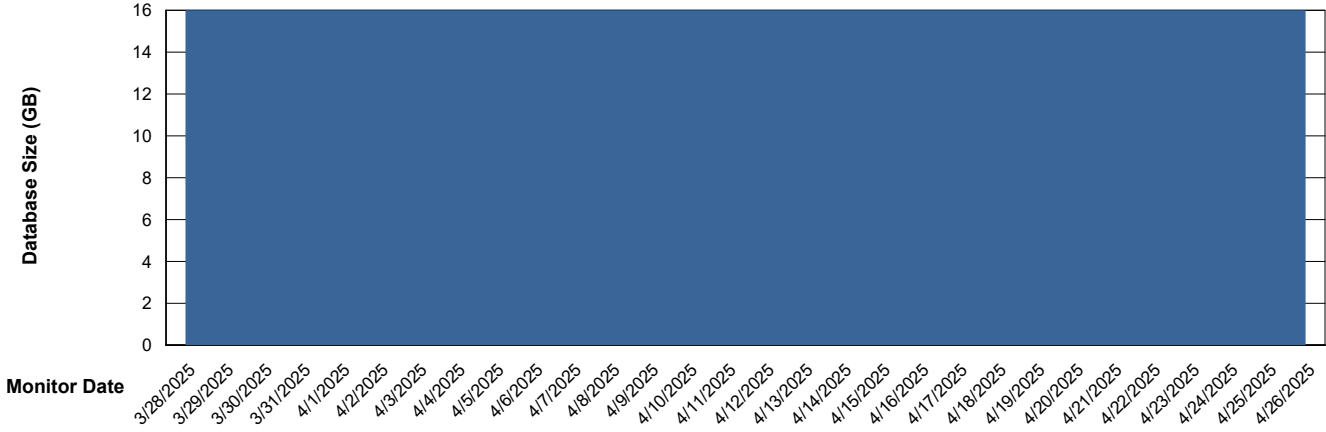
Weekly SLA Customer Report

Customer SPI_Production
 Database ID 49



DATABASE SIZE SPI_PRD_SRV2016-SW1_ABS1

Database growth over last month



Database Tablespace SPI_PRD_SRV2016-SW1_ABS1

Date	Tablespace Name	Filesize (Gb)	Usedsize (Gb)	Percentage free
4/26/2025	ABSDATA	5	3	38
	INDX	8	5	33
4/25/2025	ABSDATA	5	3	38
	INDX	8	5	33
4/24/2025	ABSDATA	5	3	38
	INDX	8	5	33
4/23/2025	ABSDATA	5	3	38
	INDX	8	5	33
4/22/2025	ABSDATA	5	3	38
	INDX	8	5	33
4/21/2025	ABSDATA	5	3	38
	INDX	8	5	33
4/20/2025	ABSDATA	5	3	38
	INDX	8	5	33

