

Weekly SLA Customer Report

Customer LLG_Production
Database ID 148



Harddisk Usage LLG_ABSAPPS01

	Free disk space on C: (%)	Total disk space on C: (Gb)	Used disk space on C: (Gb)	Free disk space on D: (%)	Total disk space on D: (Gb)	Used disk space on D: (Gb)
4/26/2025	85	500	74	97	393	10
4/25/2025	85	500	74	97	393	10
4/24/2025	85	500	74	97	393	10
4/23/2025	85	500	74	98	393	10
4/22/2025	85	500	74	98	393	10
4/21/2025	85	500	74	98	393	10
4/20/2025	85	500	74	98	393	10

Harddisk Usage LLG_ABSApps02

	Free disk space on C: (%)	Total disk space on C: (Gb)	Used disk space on C: (Gb)	Free disk space on D: (%)	Total disk space on D: (Gb)	Used disk space on D: (Gb)
4/26/2025	90	500	51	96	393	16
4/25/2025	90	500	51	96	393	16
4/24/2025	90	500	51	96	393	16
4/23/2025	90	500	51	96	393	16
4/22/2025	89	500	55	96	393	16
4/21/2025	89	500	55	96	393	16
4/20/2025	90	500	50	96	393	16

Weekly SLA Customer Report

Customer LLG_Production
Database ID 148



Harddisk Usage LLG_ABSBI01

	Free disk space on C: (%)	Total disk space on C: (Gb)	Used disk space on C: (Gb)	Free disk space on D: (%)	Total disk space on D: (Gb)	Used disk space on D: (Gb)
4/26/2025	82	446	80	90	2,681	262
4/25/2025	82	446	80	90	2,681	262
4/24/2025	82	446	80	90	2,681	262
4/23/2025	82	446	80	90	2,681	262
4/22/2025	82	446	80	90	2,681	262
4/21/2025	82	446	80	90	2,681	262
4/20/2025	82	446	80	90	2,681	262

Harddisk Usage LLG_ABSDB01

	Free disk space on C: (%)	Total disk space on C: (Gb)	Used disk space on C: (Gb)	Free disk space on D: (%)	Total disk space on D: (Gb)	Used disk space on D: (Gb)	Free disk space on E: (%)	Total disk space on E: (Gb)	Used disk space on E: (Gb)
4/26/2025	87	446	59	70	1,605	484	67	1,077	353
4/25/2025	87	446	59	70	1,605	484	67	1,077	351
4/24/2025	87	446	59	70	1,605	484	67	1,077	351
4/23/2025	87	446	59	70	1,605	484	67	1,077	352
4/22/2025	87	446	59	70	1,605	484	67	1,077	351
4/21/2025	87	446	59	70	1,605	484	67	1,077	351
4/20/2025	87	446	59	70	1,605	484	65	1,077	372

Weekly SLA Customer Report

Customer LLG_Production
Database ID 148



Harddisk Usage LLG_ABSDB02

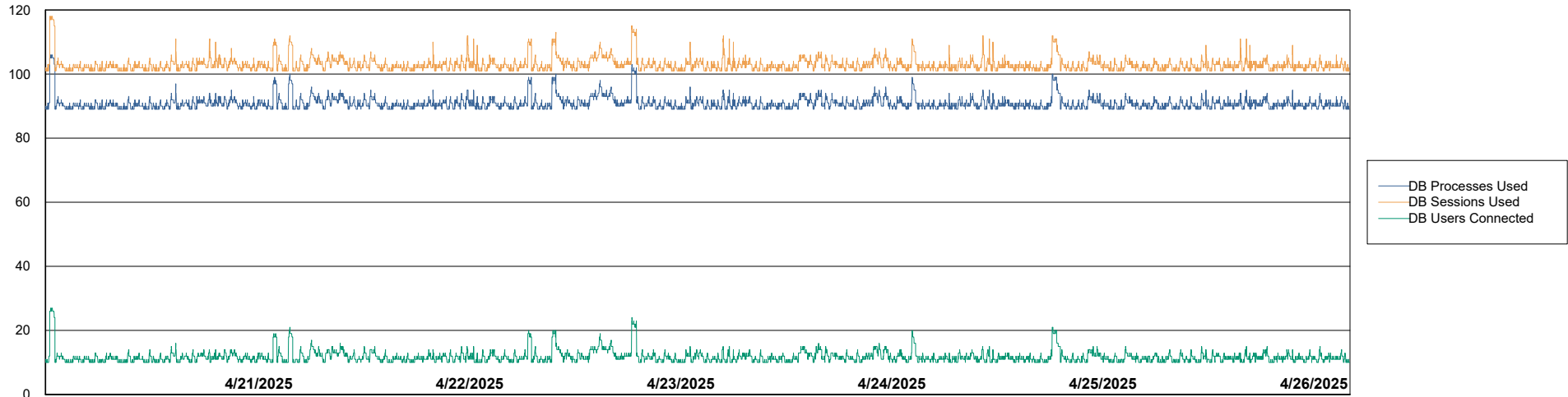
	Free disk space on C: (%)	Total disk space on C: (Gb)	Used disk space on C: (Gb)	Free disk space on D: (%)	Total disk space on D: (Gb)	Used disk space on D: (Gb)	Free disk space on E: (%)	Total disk space on E: (Gb)	Used disk space on E: (Gb)
4/26/2025	43	446	253	62	1,605	614	99	1,077	8
4/25/2025	43	446	253	62	1,605	614	99	1,077	11
4/24/2025	43	446	253	62	1,605	614	82	1,077	189
4/23/2025	43	446	253	62	1,605	614	83	1,077	187
4/22/2025	43	446	256	62	1,605	614	83	1,077	184
4/21/2025	44	446	251	62	1,605	614	83	1,077	186
4/20/2025	46	446	239	62	1,605	614	97	1,077	35

Weekly SLA Customer Report

Customer LLG_Production
Database ID 148



Database Performance LLG_ABSBI01_BI_PROD_ABS1

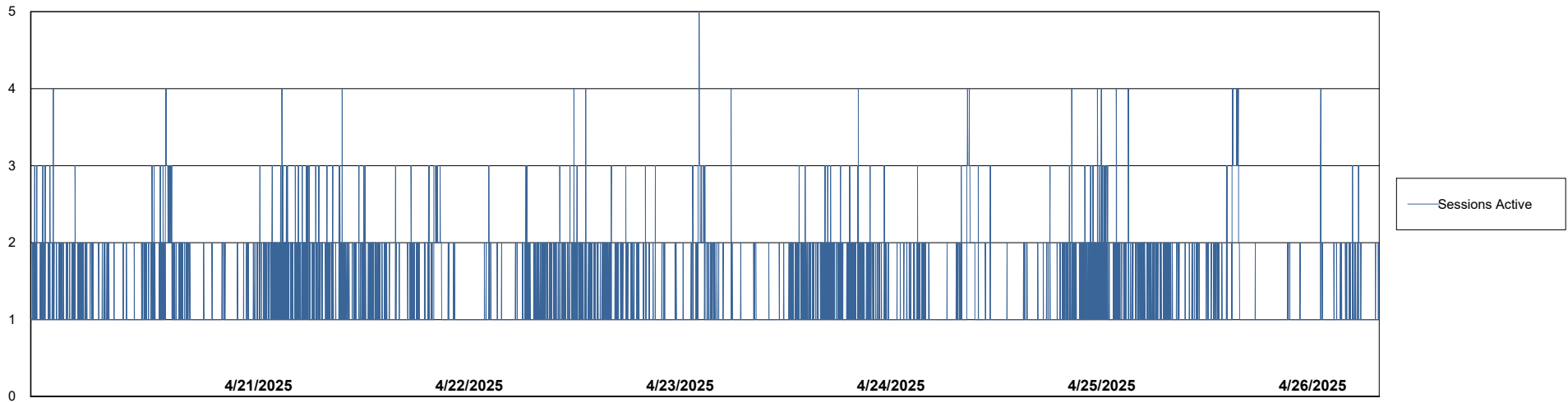
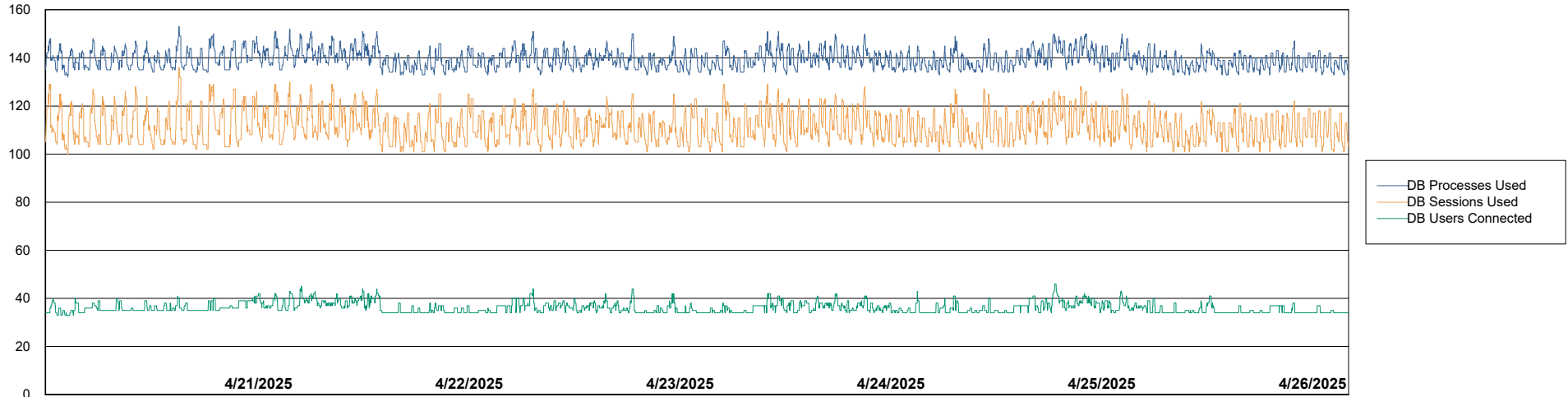


Weekly SLA Customer Report

Customer LLG_Production
Database ID 148



Database Performance LLG_ABSDB01_PROD_ABS1



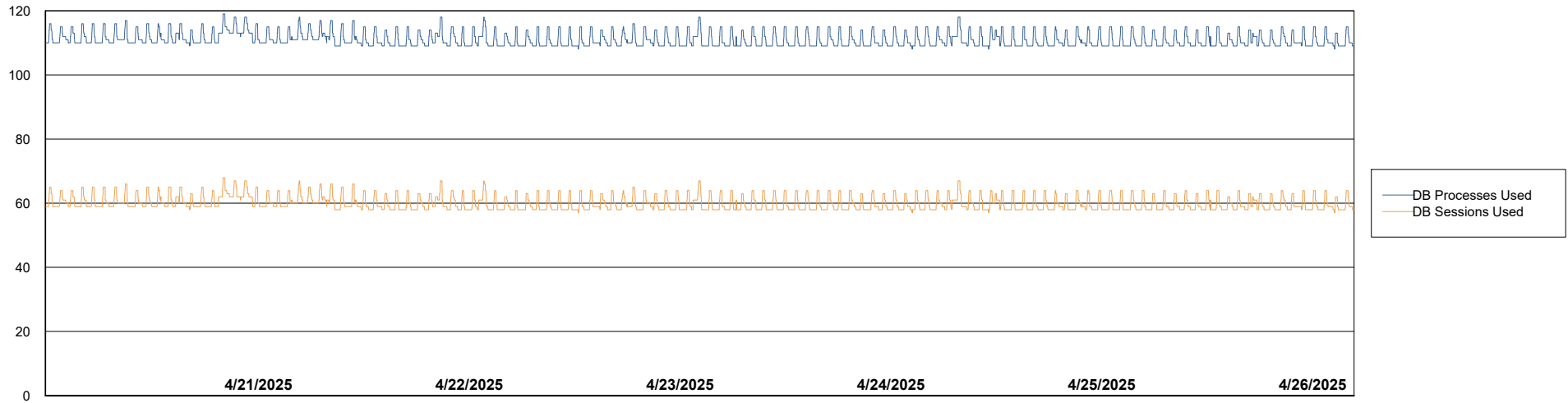
Weekly SLA Customer Report

Customer LLG_Production
Database ID 148



Database Performance LLG_ABSDB02_PROD_HSBABS1

DB Processes Max 0
DB Processes Max 300
DB Processes Max 4



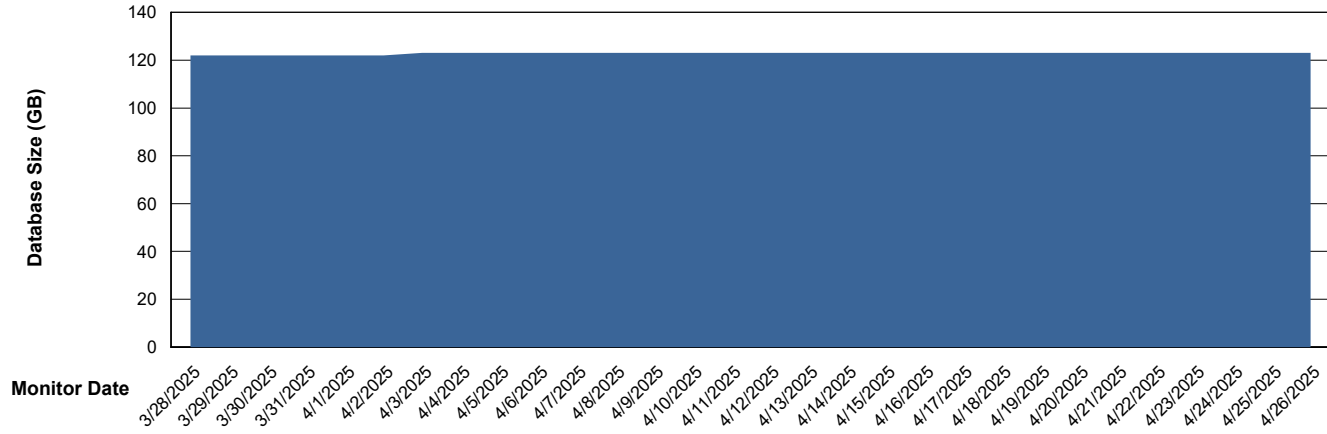
Weekly SLA Customer Report

Customer LLG_Production
Database ID 148



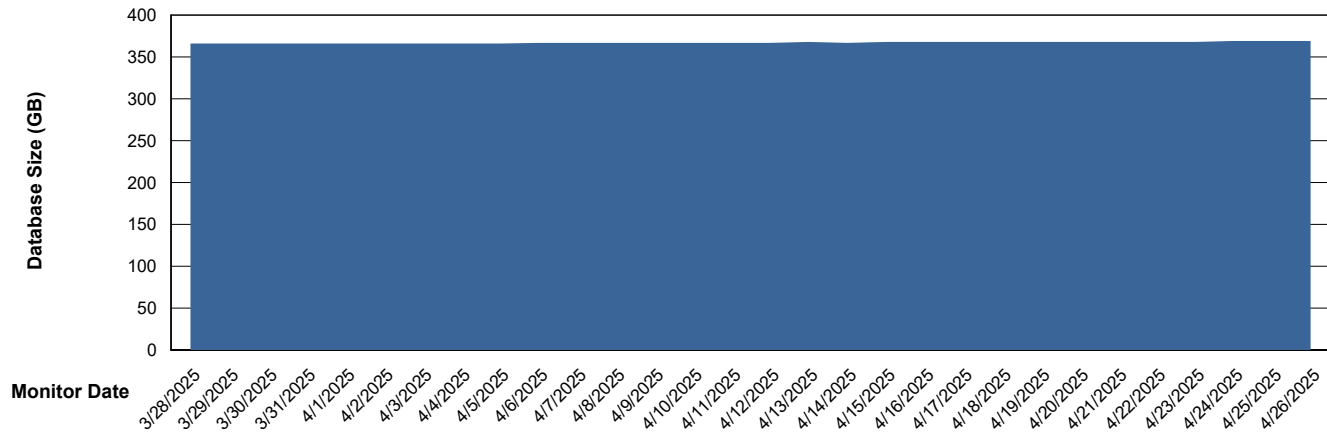
DATABASE SIZE LLG_ABSBI01_BI_PROD_ABS1

Database growth over last month



DATABASE SIZE LLG_ABSDB01_PROD_ABS1

Database growth over last month



Weekly SLA Customer Report

Customer LLG_Production
 Database ID 148



Database Tablespace LLG_ABSBI01_BI_PROD_ABS1

Date	Tablespace Name	Filesize (Gb)	Usedsize (Gb)	Percentage free
4/26/2025	ABSDATA	64	51	21
	INDX	80	65	19
4/25/2025	ABSDATA	64	50	21
	INDX	80	65	19
4/24/2025	ABSDATA	64	50	21
	INDX	80	65	19
4/23/2025	ABSDATA	64	50	21
	INDX	80	64	19
4/22/2025	ABSDATA	64	50	21
	INDX	80	64	19
4/21/2025	ABSDATA	64	50	22
	INDX	80	64	19
4/20/2025	ABSDATA	64	50	22
	INDX	80	64	19

Weekly SLA Customer Report

Customer LLG_Production
 Database ID 148



Database Tablespace LLG_ABSD01_PROD_ABS1

Date	Tablespace Name	Filesize (Gb)	Usedsize (Gb)	Percentage free
4/26/2025	ABSDATA	188	151	20
	INDX	245	203	17
4/25/2025	ABSDATA	188	151	20
	INDX	245	203	17
4/24/2025	ABSDATA	188	151	20
	INDX	245	203	17
4/23/2025	ABSDATA	188	151	20
	INDX	245	203	17
4/22/2025	ABSDATA	188	151	20
	INDX	245	203	17
4/21/2025	ABSDATA	188	151	20
	INDX	245	203	17
4/20/2025	ABSDATA	188	151	20
	INDX	245	202	17

BI Status and last ETL error for LLG_ABSBI01_BI_PROD_ABS1

	Mon 21/4/2025	Tue 22/4/2025	Wed 23/4/2025	Thu 24/4/2025	Fri 25/4/2025	Sat 26/4/2025
ABS DataWarehouse ETL Health	OK	OK	OK	OK	OK	OK
ABS DWHStaging ETL Health	OK	OK	OK	OK	OK	OK

Weekly SLA Customer Report

Customer LLG_Production
Database ID 148



BI last ETL error for	LLG_ABSBI01_BI_PROD_ABS1
-----------------------	--------------------------

Fri, 25-04-2025	None
Mon, 21-04-2025	None
Wed, 23-04-2025	None
Sat, 26-04-2025	None
Sun, 20-04-2025	None
Sun, 20-04-2025	None
Mon, 21-04-2025	None
Sat, 26-04-2025	None
Tue, 22-04-2025	None
Fri, 25-04-2025	None
Wed, 23-04-2025	None
Thu, 24-04-2025	None
Tue, 22-04-2025	None
Thu, 24-04-2025	None

Weekly SLA Customer Report

Customer LLG_Production
Database ID 148



Standby Database Health LLG_Production

Recovery lag for last 7 days



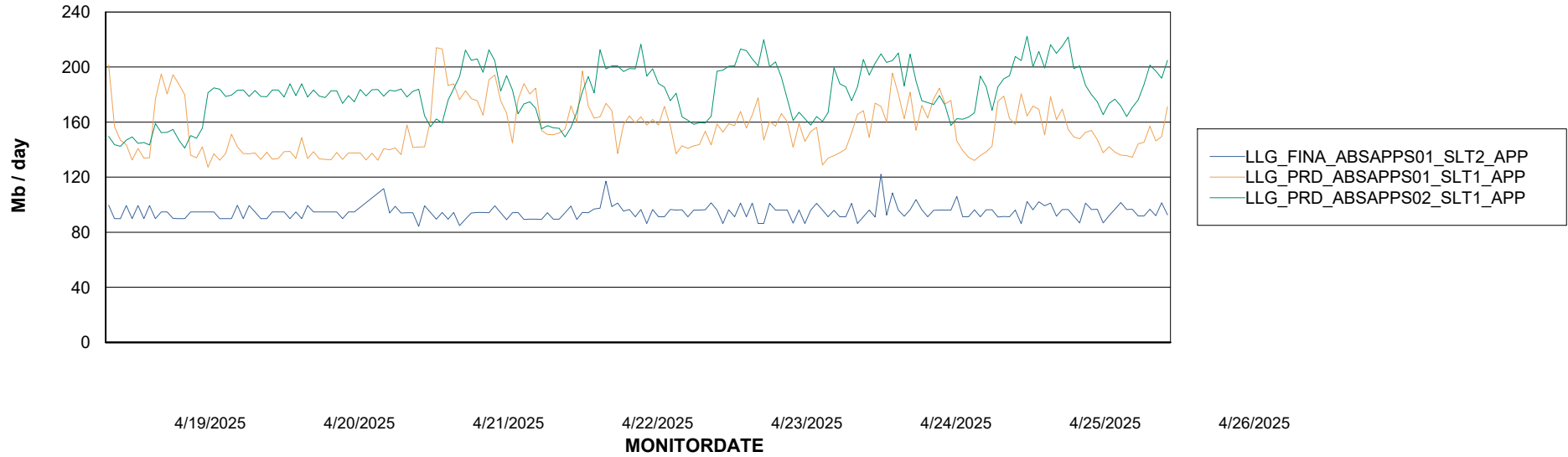
Weekly SLA Customer Report

Customer LLG_Production
Database ID 148

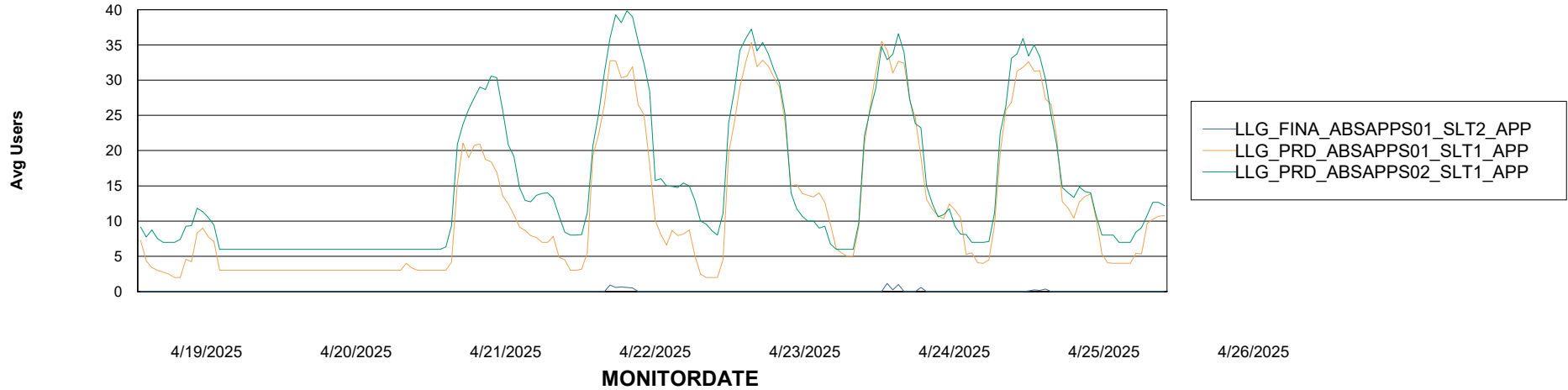


ABSSolute Application Server Services

Avg memory used per ABS Server Service



Avg users per day per ABS server



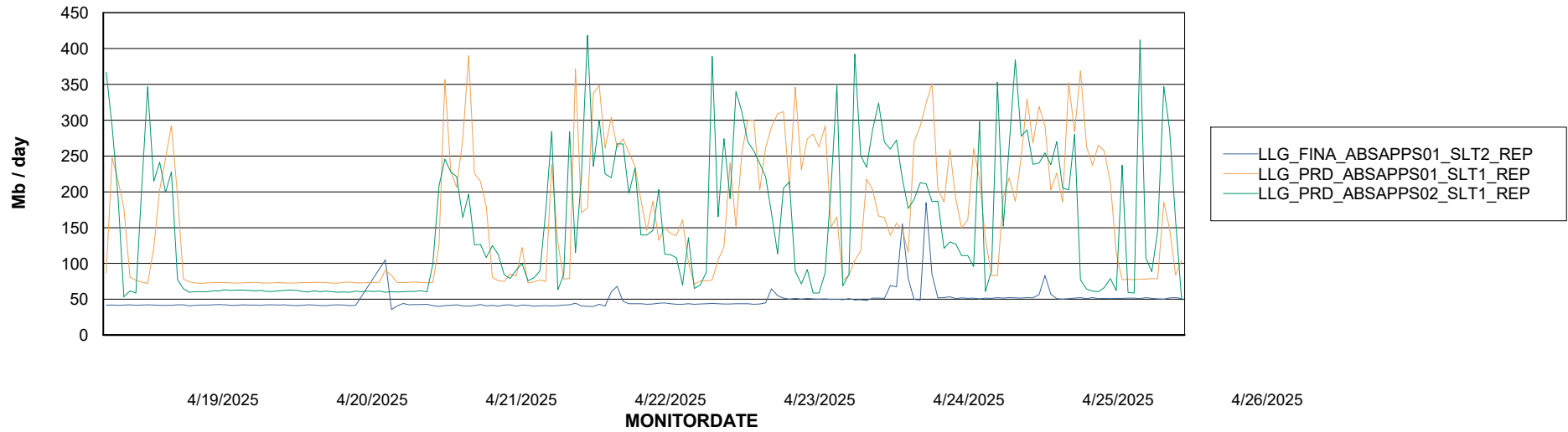
Weekly SLA Customer Report

Customer LLG_Production
Database ID 148



ABSSolute Application ReportServer Services

Avg memory used per ReportServer Service



Disaster per ABS component

