

Weekly SLA Customer Report

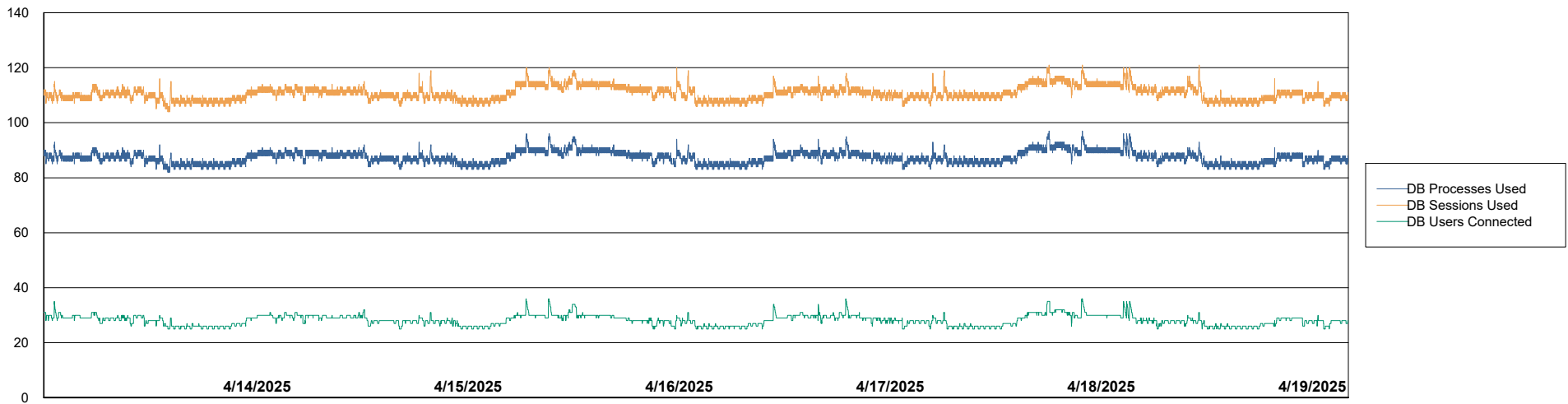
Customer RAS_Production
 Database ID 189



Harddisk Usage RAS_PRD_NEDLIN-ST-APP01

	Free disk space on C: (%)	Total disk space on C: (Gb)	Used disk space on C: (Gb)	Free disk space on D: (%)	Total disk space on D: (Gb)	Used disk space on D: (Gb)	Free disk space on E: (%)	Total disk space on E: (Gb)	Used disk space on E: (Gb)
4/19/2025	25	249	188	18	310	255	49	100	51
4/18/2025	25	249	188	18	310	255	46	100	54
4/17/2025	25	249	187	18	310	255	46	100	54
4/16/2025	25	249	187	16	310	260	51	100	49
4/15/2025	26	249	186	15	310	263	54	100	46
4/14/2025	26	249	185	16	310	261	60	100	40
4/13/2025	26	249	185	16	310	260	55	100	45

Database Performance RAS_PRD_NEDLIN-ST-APP01_ABS1



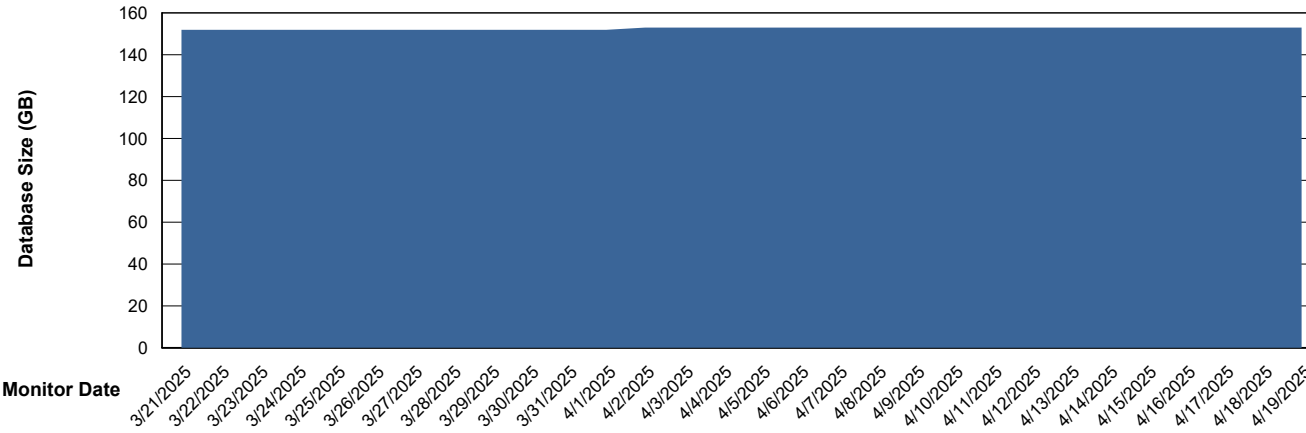
Weekly SLA Customer Report

Customer RAS_Production
 Database ID 189



DATABASE SIZE RAS_PRD_NEDLIN-ST-APP01_ABS1

Database growth over last month



Database Tablespace RAS_PRD_NEDLIN-ST-APP01_ABS1

Date	Tablespace Name	Filesize (Gb)	Usedsize (Gb)	Percentage free
4/19/2025	ABSDATA	60	39	35
	INDX	128	99	23
4/18/2025	ABSDATA	60	39	35
	INDX	128	99	23
4/17/2025	ABSDATA	60	39	35
	INDX	128	99	23
4/16/2025	ABSDATA	60	39	35
	INDX	128	99	23
4/15/2025	ABSDATA	60	39	35
	INDX	128	99	23
4/14/2025	ABSDATA	60	39	35
	INDX	128	99	23
4/13/2025	ABSDATA	60	39	35
	INDX	128	99	23

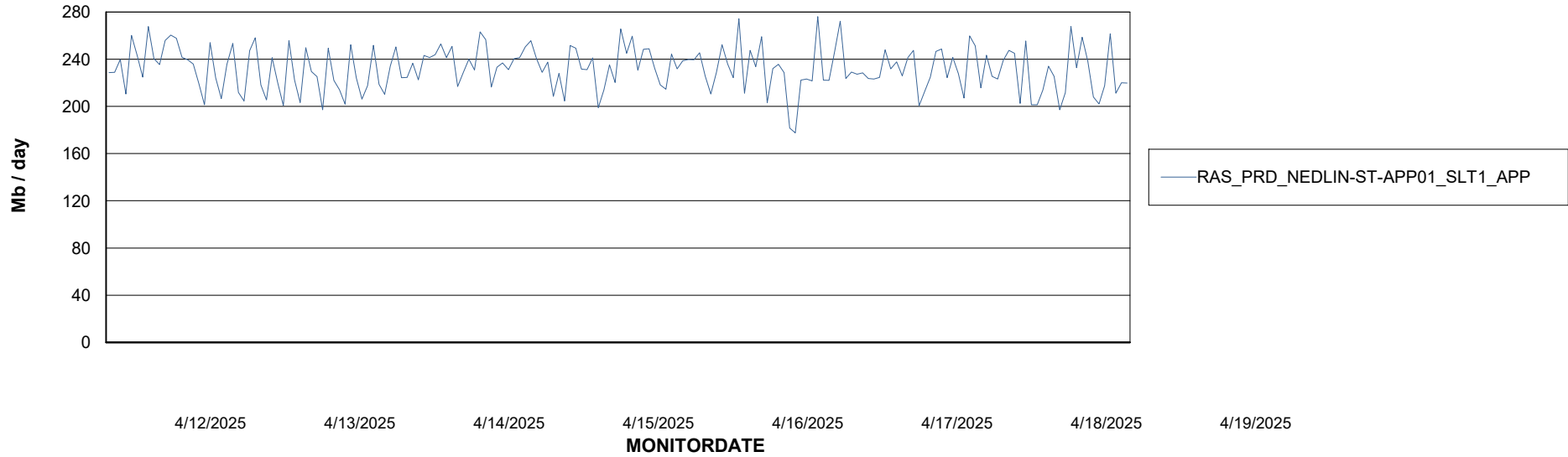
Weekly SLA Customer Report

Customer RAS_Production
Database ID 189

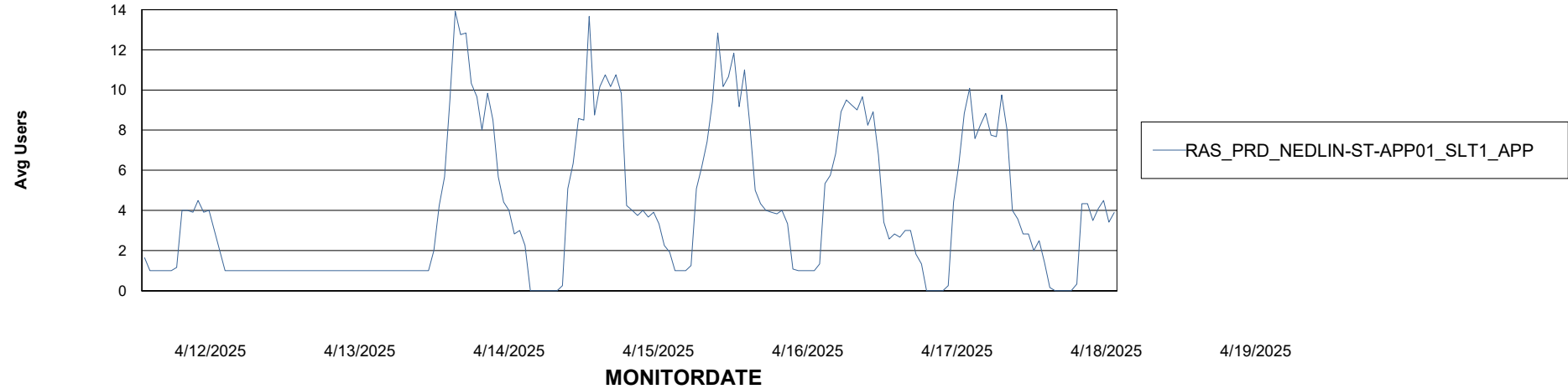


ABSSolute Application Server Services

Avg memory used per ABS Server Service



Avg users per day per ABS server



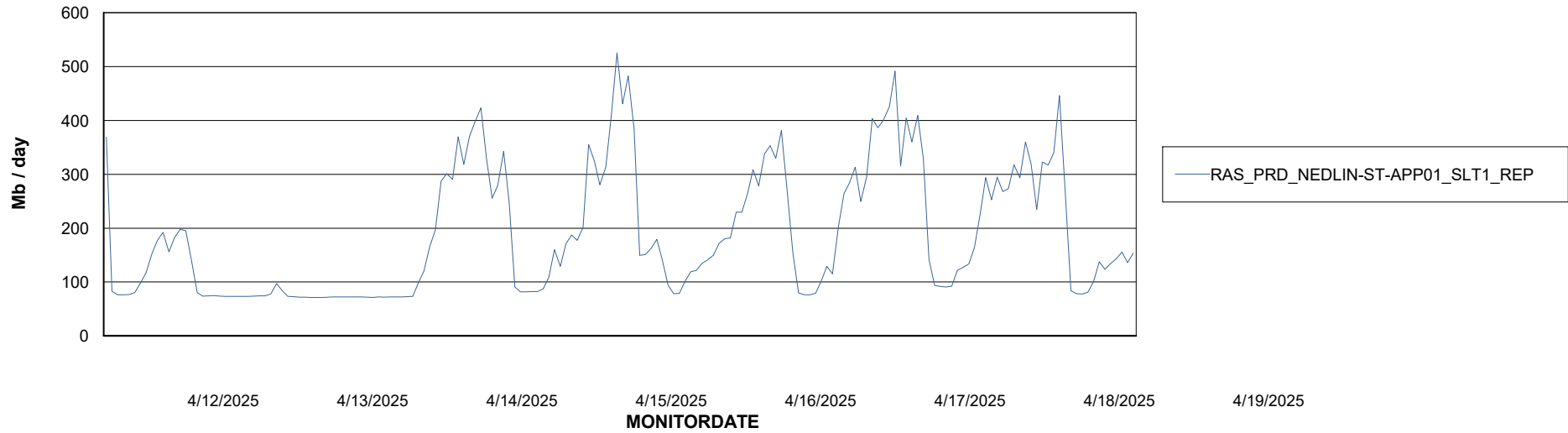
Weekly SLA Customer Report

Customer RAS_Production
Database ID 189



ABSSolute Application ReportServer Services

Avg memory used per ReportServer Service



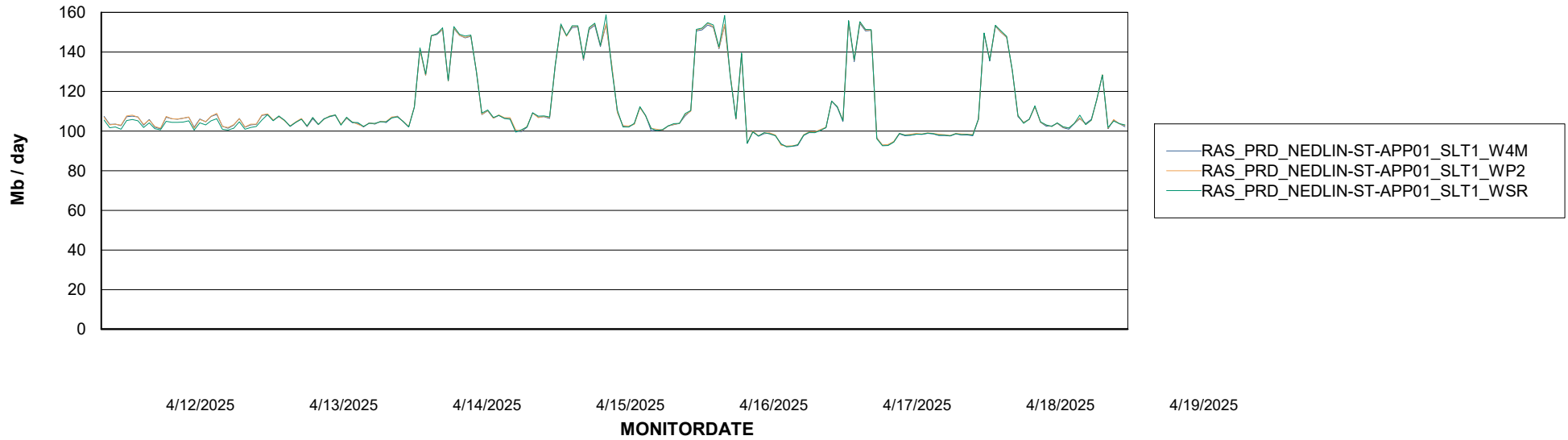
Weekly SLA Customer Report

Customer RAS_Production
Database ID 189



ABSSolute Web Component Services

Avg memory used per ABS Web component



Weekly SLA Customer Report

Customer RAS_Production
Database ID 189



Disaster per ABS component

