

# Weekly SLA Customer Report

Customer VOS\_Production  
Database ID 143



## Harddisk Usage VOS\_PRD\_ABSAPP1-2022

	Free disk space on / (%)	Total disk space on / (Gb)	Used disk space on / (Gb)
4/12/2025	56	95	42
4/11/2025	56	95	42
4/10/2025	56	95	41
4/9/2025	57	95	41
4/8/2025	57	95	41
4/7/2025	57	95	41
4/6/2025	57	95	41

## Harddisk Usage VOS\_PRD\_ABSAPP2-2022

	Free disk space on / (%)	Total disk space on / (Gb)	Used disk space on / (Gb)
4/12/2025	63	95	36
4/11/2025	62	95	36
4/10/2025	63	95	36
4/9/2025	63	95	35
4/8/2025	63	95	35
4/7/2025	63	95	35
4/6/2025	63	95	35

# Weekly SLA Customer Report

Customer VOS\_Production  
Database ID 143



## Harddisk Usage VOS\_PRD\_ABSBI-2018

	Free disk space on / (%)	Total disk space on / (Gb)	Used disk space on / (Gb)	Free disk space on /u01 (%)	Total disk space on /u01 (Gb)	Used disk space on /u01 (Gb)
4/12/2025	35	50	32	20	590	447
4/11/2025	35	50	32	20	590	446
4/10/2025	35	50	32	20	590	446
4/9/2025	35	50	32	20	590	446
4/8/2025	35	50	32	20	590	446
4/7/2025	35	50	32	20	590	446
4/6/2025	35	50	32	21	590	446

## Harddisk Usage VOS\_PRD\_ABSBI-2025

	Free disk space on / (%)	Total disk space on / (Gb)	Used disk space on / (Gb)	Free disk space on /boot (%)	Total disk space on /boot (Gb)	Used disk space on /boot (Gb)	Free disk space on /mnt/backu	Total disk space on /mnt/backu	Used disk space on /mnt/backu	Free disk space on /u01 (%)
4/12/2025	84	50	8	25	0	0	49	196	96	56
4/11/2025	84	50	8	25	0	0	49	196	94	57
4/10/2025	84	50	8	25	0	0	49	196	94	57
4/9/2025	84	50	8	25	0	0	49	196	94	57
4/8/2025	84	50	8	25	0	0	49	196	94	57
4/7/2025	84	50	8	25	0	0	49	196	94	57
4/6/2025	84	50	8	25	0	0	49	196	94	57

# Weekly SLA Customer Report

Customer VOS\_Production  
Database ID 143



## Harddisk Usage VOS\_PRD\_ABSORA1-2022

	Free disk space on / (%)	Total disk space on / (Gb)	Used disk space on / (Gb)	Free disk space on /u01 (%)	Total disk space on /u01 (Gb)	Used disk space on /u01 (Gb)
4/12/2025	91	80	8	51	1,475	693
4/11/2025	91	80	8	50	1,475	694
4/10/2025	91	80	8	50	1,475	696
4/9/2025	91	80	8	50	1,475	696
4/8/2025	91	80	8	51	1,475	686
4/7/2025	91	80	7	52	1,475	677
4/6/2025	91	80	7	53	1,475	663

## Harddisk Usage VOS\_PRD\_ABSORA2-2022

	Free disk space on / (%)	Total disk space on / (Gb)	Used disk space on / (Gb)	Free disk space on /u01 (%)	Total disk space on /u01 (Gb)	Used disk space on /u01 (Gb)
4/12/2025	90	80	8	19	1,460	1,122
4/11/2025	90	80	8	19	1,460	1,124
4/10/2025	90	80	8	19	1,460	1,125
4/9/2025	90	80	8	19	1,460	1,125
4/8/2025	90	80	8	20	1,460	1,115
4/7/2025	90	80	8	20	1,460	1,106
4/6/2025	90	80	8	22	1,460	1,091

# Weekly SLA Customer Report

Customer VOS\_Production  
Database ID 143



## Harddisk Usage VOS\_PRD\_ABSWEB1-2022

	Free disk space on / (%)	Total disk space on / (Gb)	Used disk space on / (Gb)
4/12/2025	71	45	13
4/11/2025	71	45	13
4/10/2025	71	45	13
4/9/2025	71	45	13
4/8/2025	71	45	13
4/7/2025	71	45	13
4/6/2025	71	45	13

## Harddisk Usage VOS\_PRD\_ABSWEB2-2022

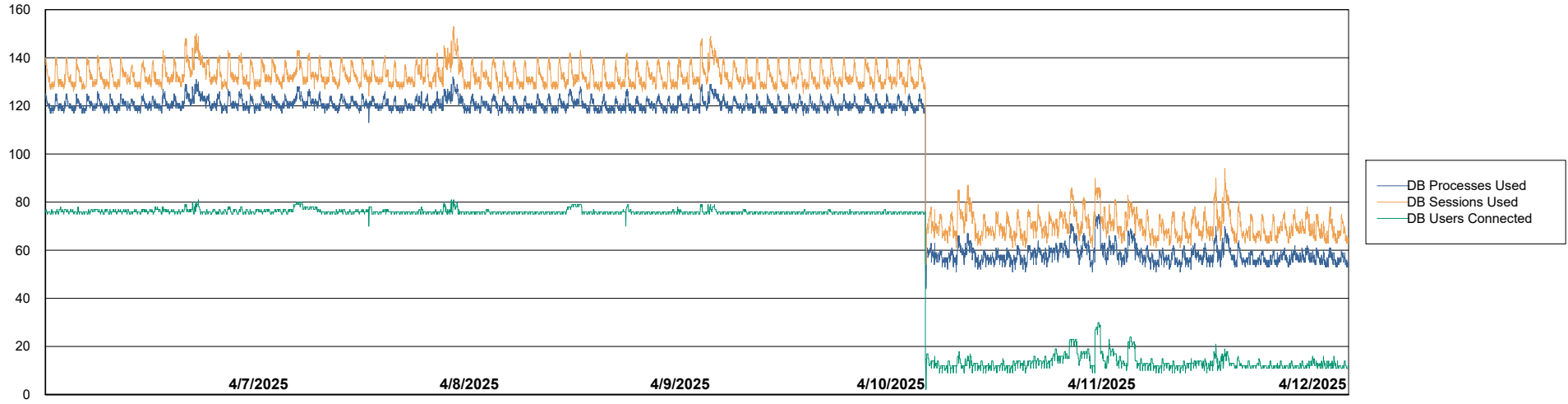
	Free disk space on / (%)	Total disk space on / (Gb)	Used disk space on / (Gb)
4/12/2025	72	45	12
4/11/2025	72	45	12
4/10/2025	72	45	12
4/9/2025	72	45	12
4/8/2025	72	45	12
4/7/2025	72	45	12
4/6/2025	72	45	12

# Weekly SLA Customer Report

Customer VOS\_Production  
Database ID 143



## Database Performance VOS\_PRD\_ABSBI-2018\_ABS1

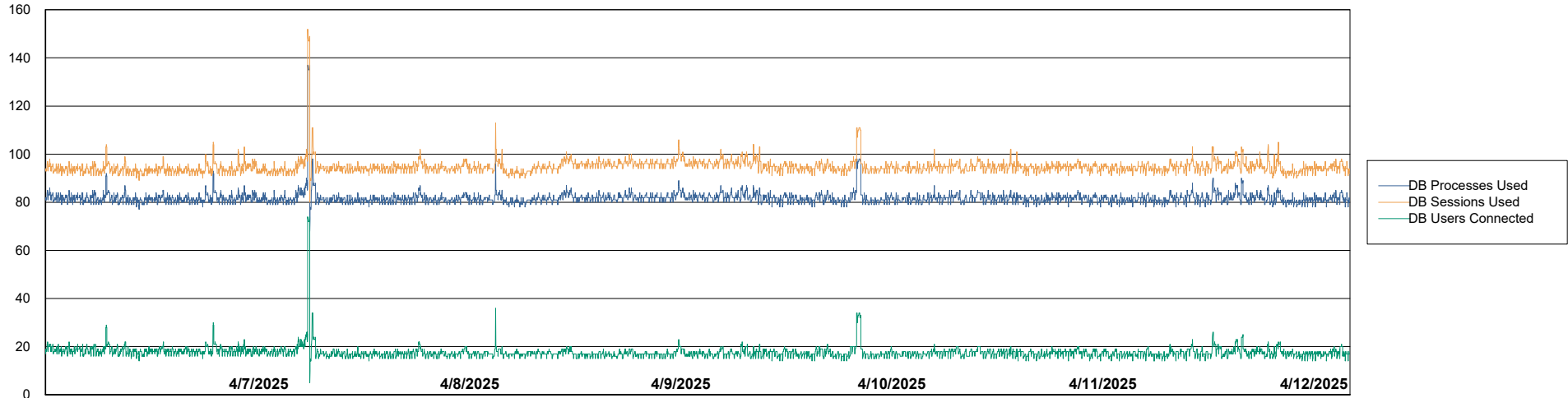


# Weekly SLA Customer Report

Customer VOS\_Production  
Database ID 143



Database Performance VOS\_PRD\_ABSBI-2025\_ABS1

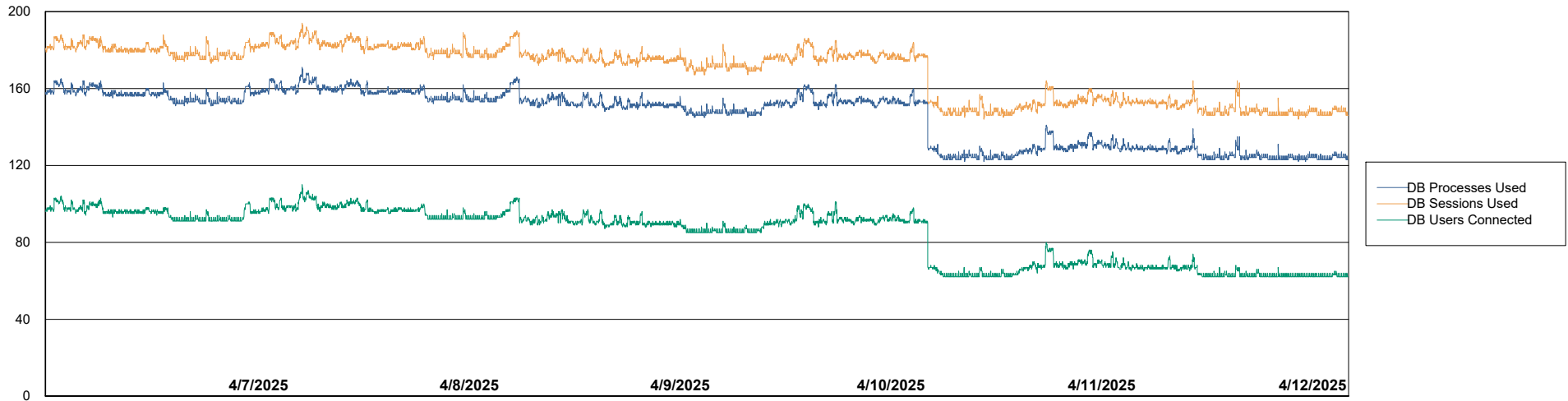


# Weekly SLA Customer Report

Customer VOS\_Production  
Database ID 143



## Database Performance VOS\_PRD\_ABSORA1-2022\_ABS1



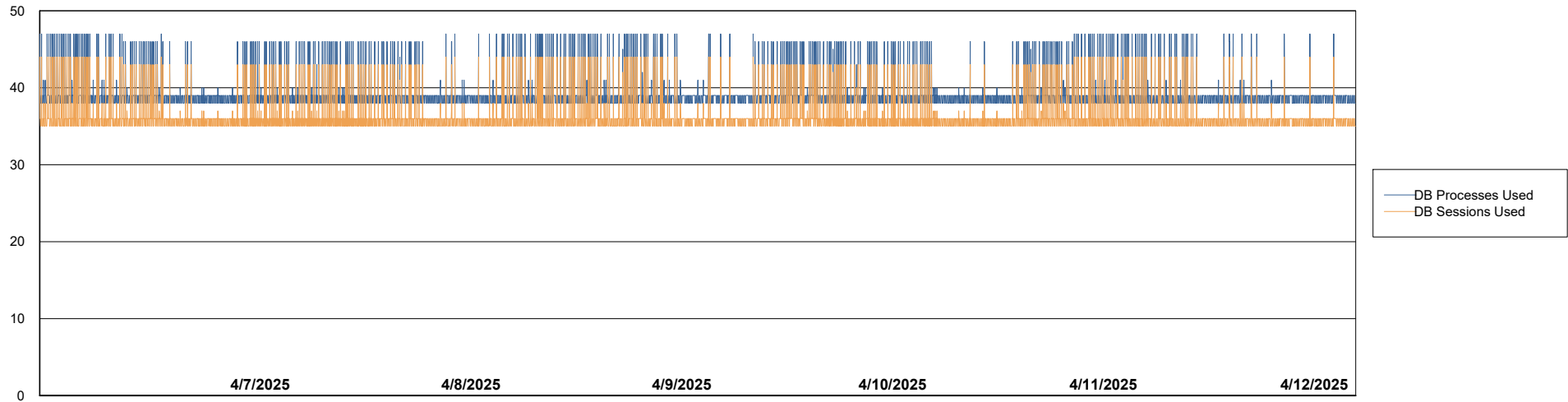
# Weekly SLA Customer Report

Customer VOS\_Production  
Database ID 143



Database Performance VOS\_PRD\_ABSORA2-2022\_HSBABS1

DB Processes Max 1,000



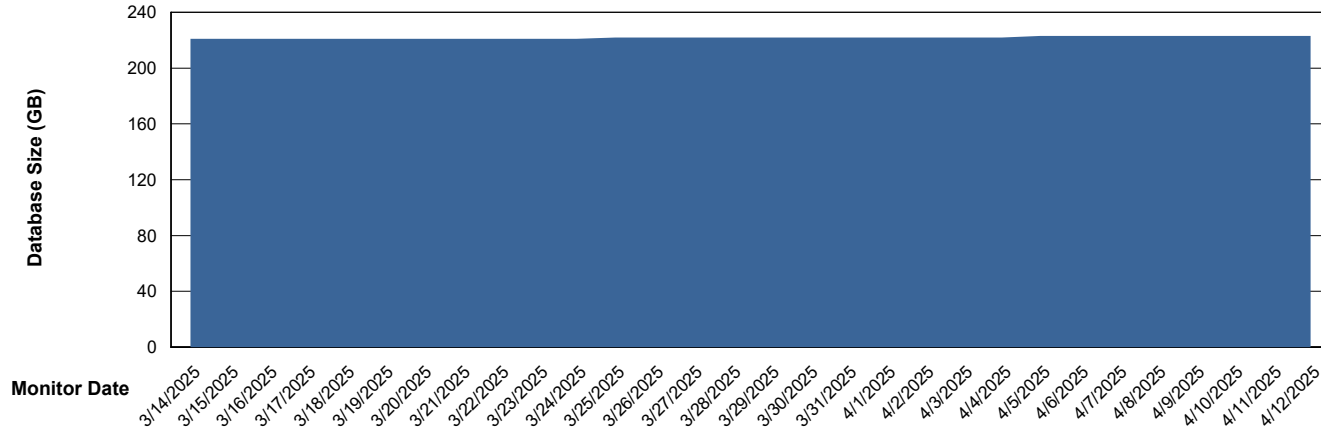
# Weekly SLA Customer Report

Customer VOS\_Production  
Database ID 143



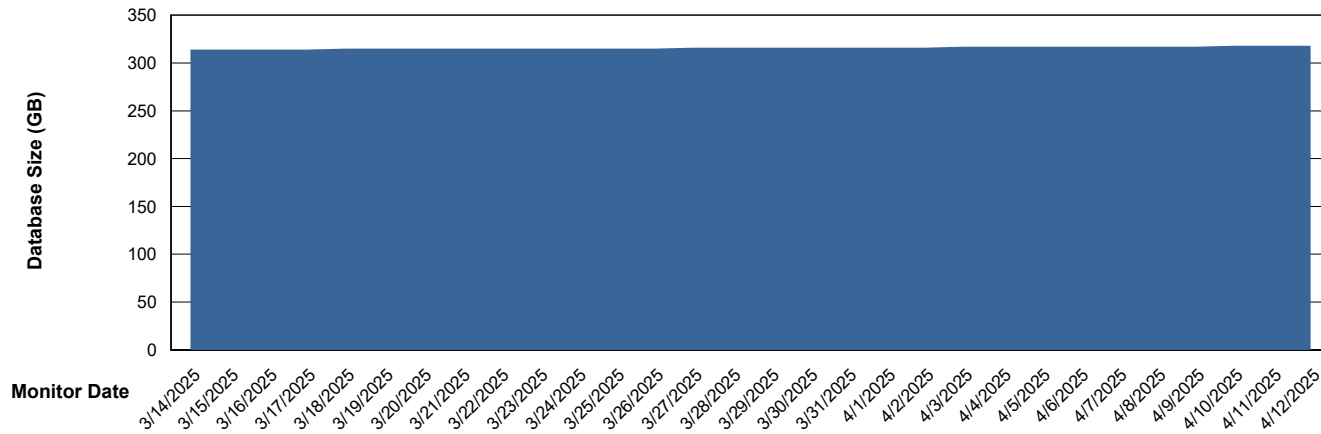
DATABASE SIZE VOS\_PRD\_ABSBI-2018\_ABS1

### Database growth over last month



DATABASE SIZE VOS\_PRD\_ABSBI-2025\_ABS1

### Database growth over last month



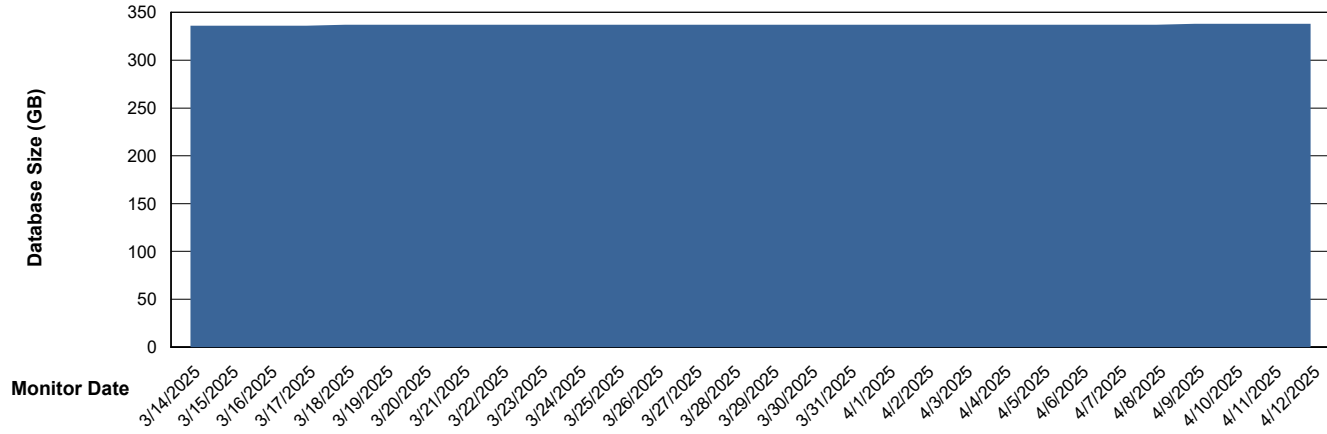
# Weekly SLA Customer Report

Customer VOS\_Production  
Database ID 143



DATABASE SIZE VOS\_PRD\_ABSORA1-2022\_ABS1

## Database growth over last month



# Weekly SLA Customer Report

Customer VOS\_Production  
 Database ID 143



Database Tablespace VOS\_PRD\_ABSBI-2018\_ABS1

Date	Tablespace Name	Filesize (Gb)	Usedsize (Gb)	Percentage free
4/12/2025	ABSDATA	100	83	17
	INDX	158	129	19
4/11/2025	ABSDATA	100	83	17
	INDX	158	129	19
4/10/2025	ABSDATA	100	83	17
	INDX	158	128	19
4/9/2025	ABSDATA	100	83	17
	INDX	158	128	19
4/8/2025	ABSDATA	100	83	17
	INDX	158	128	19
4/7/2025	ABSDATA	100	83	17
	INDX	158	128	19
4/6/2025	ABSDATA	100	83	17
	INDX	158	128	19

# Weekly SLA Customer Report

Customer VOS\_Production  
Database ID 143



Database Tablespace VOS\_PRD\_ABSBI-2025\_ABS1

Date	Tablespace Name	Filesize (Gb)	Usedsize (Gb)	Percentage free
4/12/2025	ABSDATA	180	142	21
	INDX	200	165	17
4/11/2025	ABSDATA	180	142	21
	INDX	200	165	17
4/10/2025	ABSDATA	180	142	21
	INDX	200	165	17
4/9/2025	ABSDATA	180	142	21
	INDX	200	165	17
4/8/2025	ABSDATA	180	142	21
	INDX	200	165	17
4/7/2025	ABSDATA	180	142	21
	INDX	200	165	18
4/6/2025	ABSDATA	180	142	21
	INDX	200	165	18

# Weekly SLA Customer Report

Customer VOS\_Production  
 Database ID 143



Database Tablespace VOS\_PRD\_ABSORA1-2022\_ABS1

Date	Tablespace Name	Filesize (Gb)	Usedsize (Gb)	Percentage free
4/12/2025	ABSDATA	146	104	29
	INDX	285	217	24
4/11/2025	ABSDATA	146	104	29
	INDX	285	217	24
4/10/2025	ABSDATA	146	104	29
	INDX	285	217	24
4/9/2025	ABSDATA	146	104	29
	INDX	285	217	24
4/8/2025	ABSDATA	146	104	29
	INDX	285	217	24
4/7/2025	ABSDATA	146	104	29
	INDX	285	217	24
4/6/2025	ABSDATA	146	104	29
	INDX	285	217	24

BI Status and last ETL error for VOS\_PRD\_ABSBI-2018\_ABS1

	Mon 7/4/2025	Tue 8/4/2025	Wed 9/4/2025	Thu 10/4/2025	Fri 11/4/2025	Sat 12/4/2025
<b>ABS DataWarehouse ETL Health</b>	OK	OK	OK	OK	OK	OK
<b>ABS DWHStaging ETL Health</b>	OK	OK	OK	OK	OK	OK

BI Status and last ETL error for VOS\_PRD\_ABSBI-2025\_ABS1

	Mon 7/4/2025	Tue 8/4/2025	Wed 9/4/2025	Thu 10/4/2025	Fri 11/4/2025	Sat 12/4/2025
<b>ABS DataWarehouse ETL Health</b>	OK	OK	OK	OK	OK	OK
<b>ABS DWHStaging ETL Health</b>	OK	OK	OK	OK	OK	OK

# Weekly SLA Customer Report

Customer VOS\_Production  
 Database ID 143



BI last ETL error for VOS\_PRD\_ABSBI-2018\_ABS1

Wed, 9-04-2025	None
Fri, 11-04-2025	None
Sun, 6-04-2025	None
Thu, 10-04-2025	None
Sun, 6-04-2025	None
Tue, 8-04-2025	None
Tue, 8-04-2025	None
Sat, 12-04-2025	None
Sat, 12-04-2025	None
Fri, 11-04-2025	None
Thu, 10-04-2025	None
Mon, 7-04-2025	None
Mon, 7-04-2025	None
Wed, 9-04-2025	None

BI last ETL error for VOS\_PRD\_ABSBI-2025\_ABS1

Mon, 7-04-2025	None
Mon, 7-04-2025	None
Thu, 10-04-2025	None
Sun, 6-04-2025	None
Mon, 7-04-2025	None
Fri, 11-04-2025	None
Sun, 6-04-2025	None
Tue, 8-04-2025	None

# Weekly SLA Customer Report

Customer VOS\_Production  
Database ID 143



Wed, 9-04-2025	None
Thu, 10-04-2025	None
Sat, 12-04-2025	None
Thu, 10-04-2025	None
Fri, 11-04-2025	None
Sun, 6-04-2025	None
Tue, 8-04-2025	None
Wed, 9-04-2025	None
Fri, 11-04-2025	None
Wed, 9-04-2025	None
Tue, 8-04-2025	None
Sat, 12-04-2025	None
Sat, 12-04-2025	None



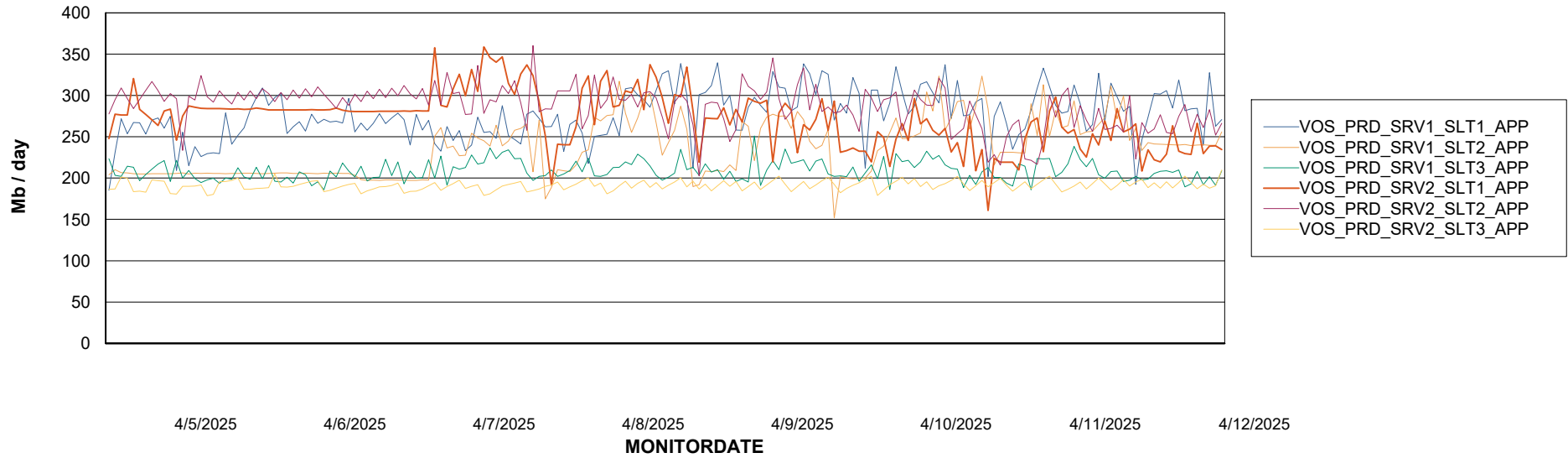
# Weekly SLA Customer Report

Customer VOS\_Production  
Database ID 143

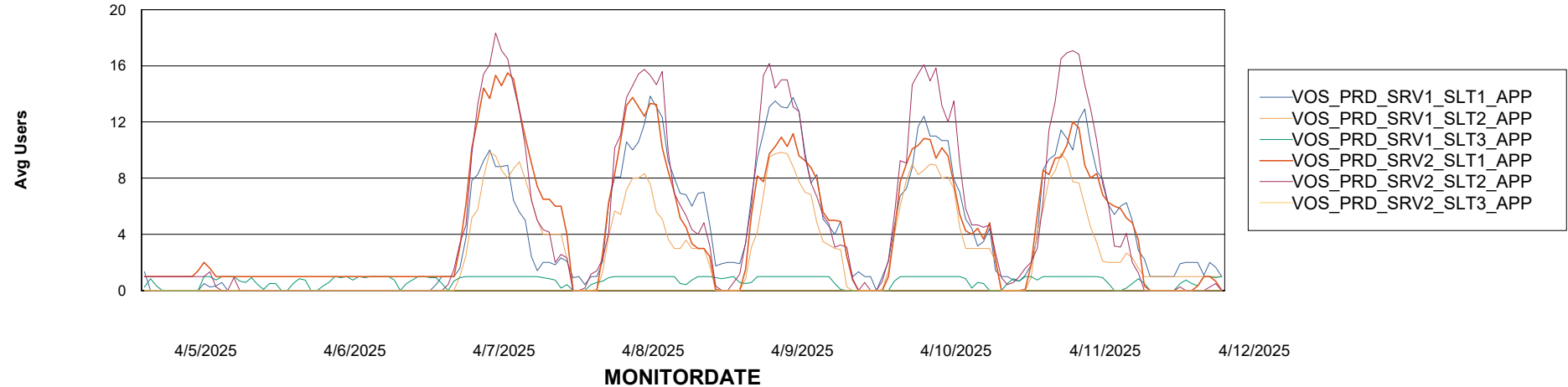


## ABSSolute Application Server Services

### Avg memory used per ABS Server Service



### Avg users per day per ABS server



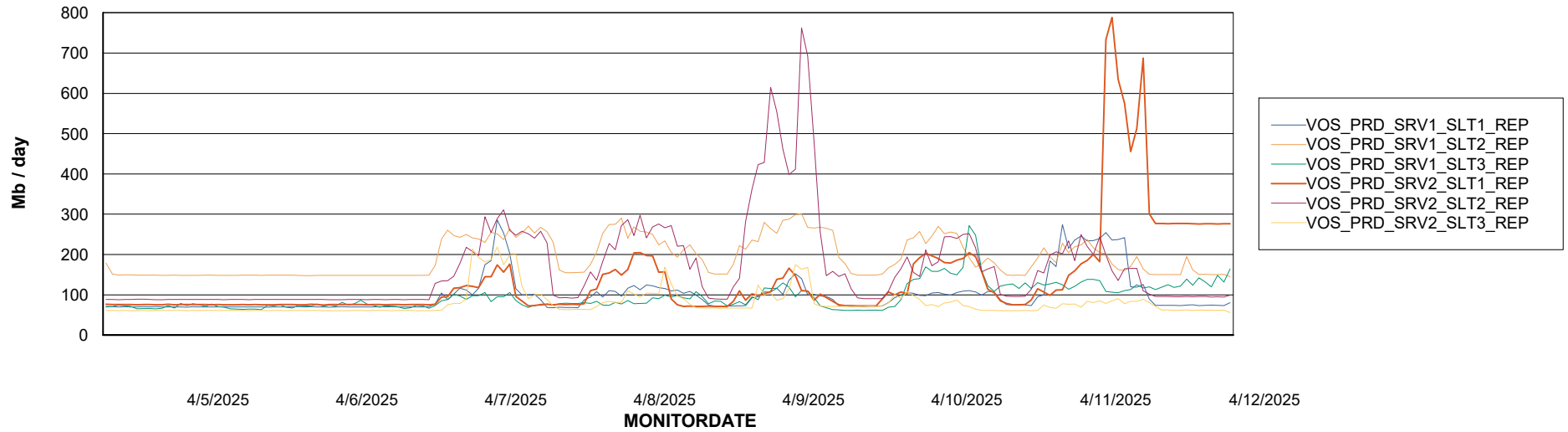
# Weekly SLA Customer Report

Customer VOS\_Production  
Database ID 143



## ABSSolute Application ReportServer Services

### Avg memory used per ReportServer Service



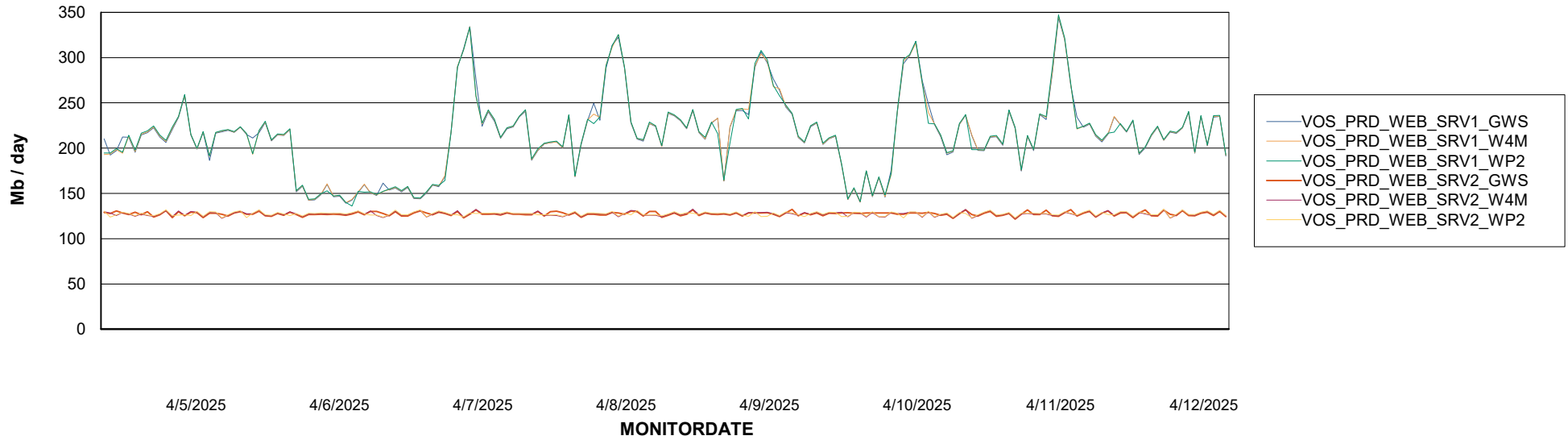
# Weekly SLA Customer Report

Customer VOS\_Production  
Database ID 143



## ABSSolute Web Component Services

### Avg memory used per ABS Web component



# Weekly SLA Customer Report

Customer VOS\_Production  
Database ID 143



## Disaster per ABS component

