

Weekly SLA Customer Report

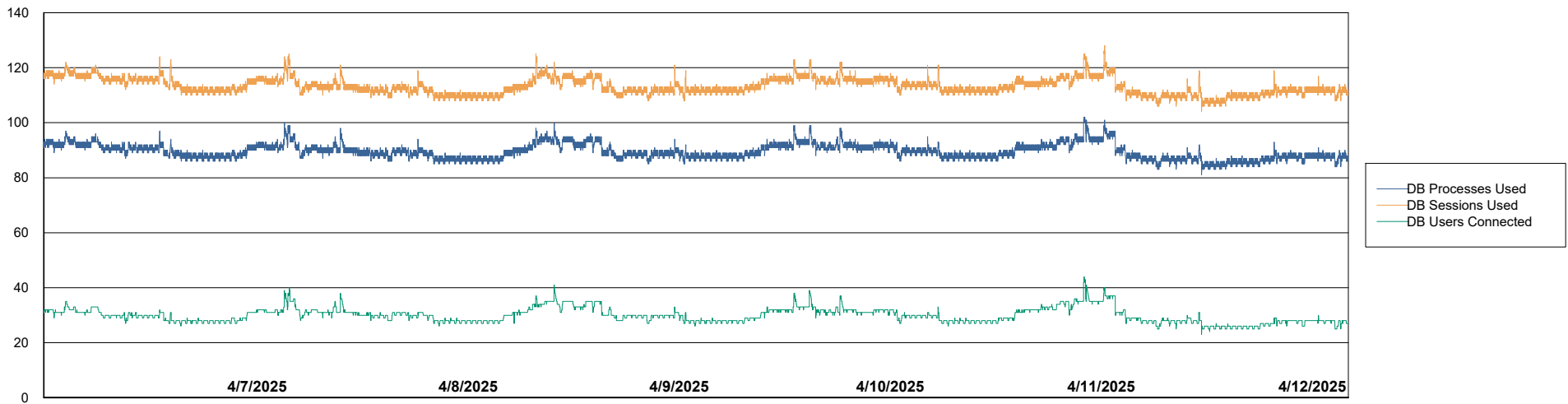
Customer RAS_Production
 Database ID 189



Harddisk Usage RAS_PRD_NEDLIN-ST-APP01

	Free disk space on C: (%)	Total disk space on C: (Gb)	Used disk space on C: (Gb)	Free disk space on D: (%)	Total disk space on D: (Gb)	Used disk space on D: (Gb)	Free disk space on E: (%)	Total disk space on E: (Gb)	Used disk space on E: (Gb)
4/12/2025	26	249	185	17	310	259	59	100	41
4/11/2025	25	249	187	17	310	257	48	100	52
4/10/2025	24	249	190	18	310	255	43	100	57
4/9/2025	24	249	189	16	310	259	53	100	47
4/8/2025	24	249	188	17	310	256	53	100	47
4/7/2025	25	249	188	17	310	256	59	100	41
4/6/2025	25	249	187	17	310	256	59	100	41

Database Performance RAS_PRD_NEDLIN-ST-APP01_ABS1



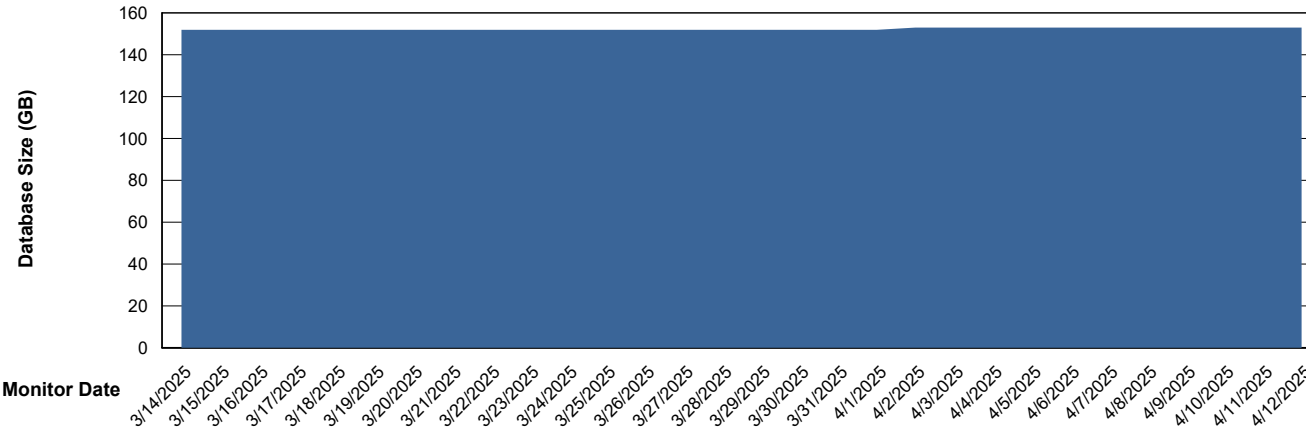
Weekly SLA Customer Report

Customer RAS_Production
 Database ID 189



DATABASE SIZE RAS_PRD_NEDLIN-ST-APP01_ABS1

Database growth over last month



Database Tablespace RAS_PRD_NEDLIN-ST-APP01_ABS1

Date	Tablespace Name	Filesize (Gb)	Usedsize (Gb)	Percentage free
4/12/2025	ABSDATA	60	39	35
	INDX	128	99	23
4/11/2025	ABSDATA	60	39	35
	INDX	128	99	23
4/10/2025	ABSDATA	60	39	35
	INDX	128	99	23
4/9/2025	ABSDATA	60	39	35
	INDX	128	99	23
4/8/2025	ABSDATA	60	39	35
	INDX	128	99	23
4/7/2025	ABSDATA	60	39	35
	INDX	128	98	23
4/6/2025	ABSDATA	60	39	35
	INDX	128	98	23

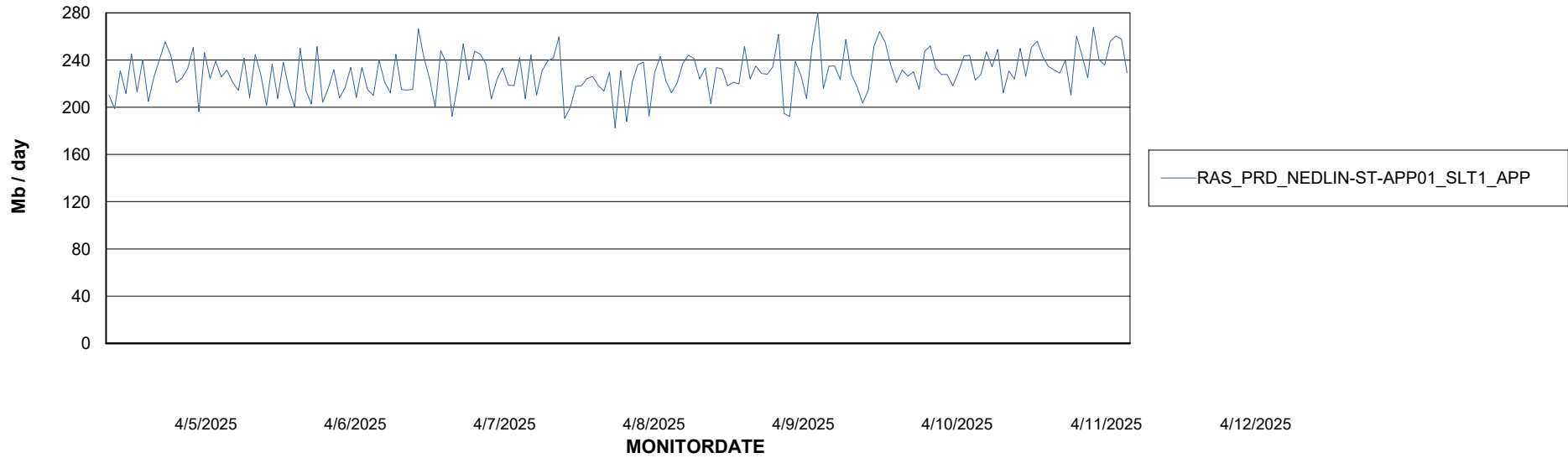
Weekly SLA Customer Report

Customer RAS_Production
Database ID 189

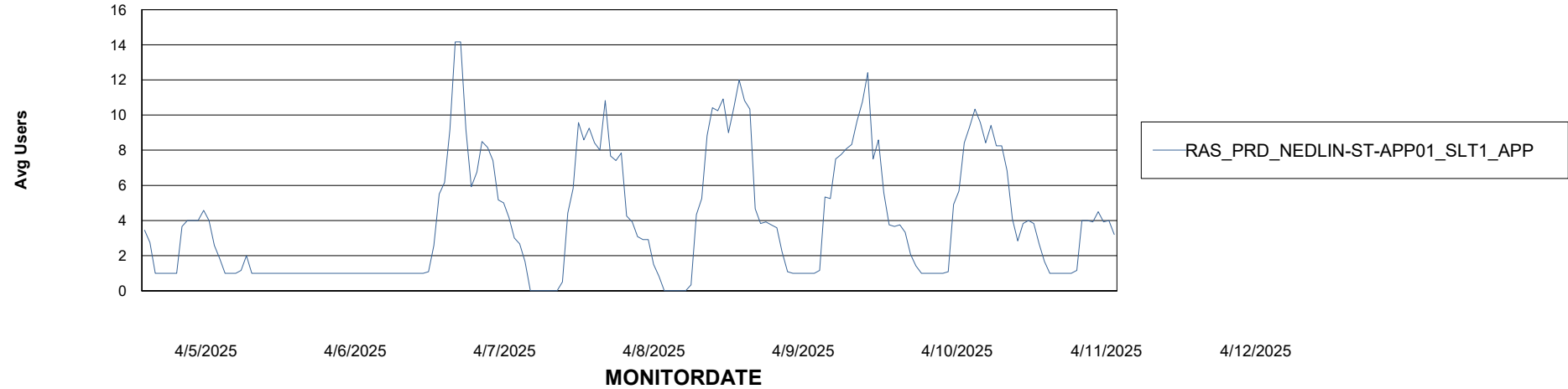


ABSSolute Application Server Services

Avg memory used per ABS Server Service



Avg users per day per ABS server



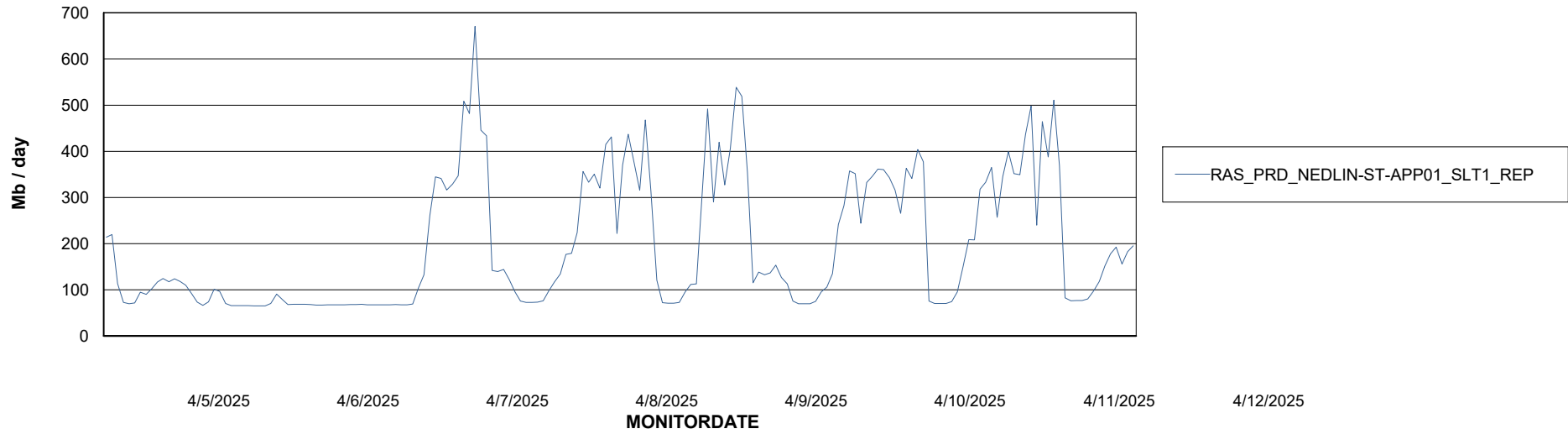
Weekly SLA Customer Report

Customer RAS_Production
Database ID 189



ABSSolute Application ReportServer Services

Avg memory used per ReportServer Service



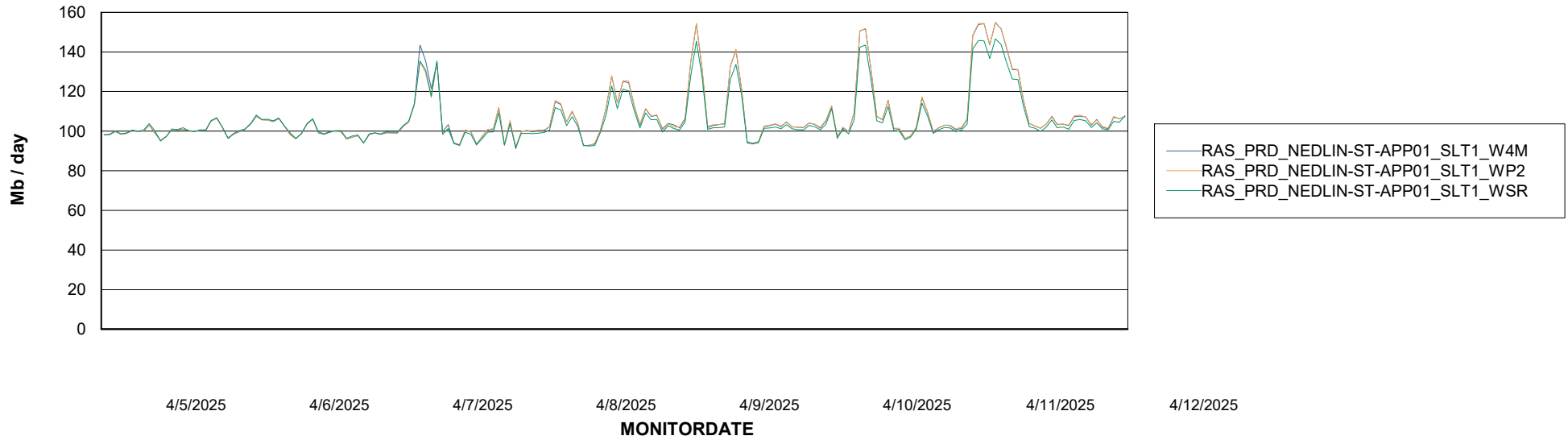
Weekly SLA Customer Report

Customer RAS_Production
Database ID 189



ABSSolute Web Component Services

Avg memory used per ABS Web component



Weekly SLA Customer Report

Customer RAS_Production
Database ID 189



Disaster per ABS component

