

# Weekly SLA Customer Report

Customer LLG\_Production  
Database ID 148



## Harddisk Usage LLG\_ABSAPPS01

	Free disk space on C: (%)	Total disk space on C: (Gb)	Used disk space on C: (Gb)	Free disk space on D: (%)	Total disk space on D: (Gb)	Used disk space on D: (Gb)
4/12/2025	86	500	71	98	393	10
4/11/2025	86	500	70	98	393	10
4/10/2025	86	500	70	98	393	10
4/9/2025	86	500	70	98	393	10
4/8/2025	86	500	71	98	393	10
4/7/2025	86	500	72	98	393	10
4/6/2025	86	500	71	98	393	10

## Harddisk Usage LLG\_ABSApps02

	Free disk space on C: (%)	Total disk space on C: (Gb)	Used disk space on C: (Gb)	Free disk space on D: (%)	Total disk space on D: (Gb)	Used disk space on D: (Gb)
4/12/2025	91	500	47	96	393	16
4/11/2025	91	500	46	96	393	16
4/10/2025	91	500	46	96	393	16
4/9/2025	91	500	46	96	393	16
4/8/2025	91	500	46	96	393	16
4/7/2025	91	500	46	96	393	16
4/6/2025	91	500	46	96	393	16

# Weekly SLA Customer Report

Customer LLG\_Production  
Database ID 148



## Harddisk Usage LLG\_ABSBI01

	Free disk space on C: (%)	Total disk space on C: (Gb)	Used disk space on C: (Gb)	Free disk space on D: (%)	Total disk space on D: (Gb)	Used disk space on D: (Gb)
4/12/2025	83	446	77	90	2,681	262
4/11/2025	83	446	76	90	2,681	262
4/10/2025	83	446	76	90	2,681	261
4/9/2025	83	446	76	90	2,681	261
4/8/2025	83	446	77	90	2,681	261
4/7/2025	83	446	77	90	2,681	261
4/6/2025	82	446	80	90	2,681	261

## Harddisk Usage LLG\_ABSDB01

	Free disk space on C: (%)	Total disk space on C: (Gb)	Used disk space on C: (Gb)	Free disk space on D: (%)	Total disk space on D: (Gb)	Used disk space on D: (Gb)	Free disk space on E: (%)	Total disk space on E: (Gb)	Used disk space on E: (Gb)
4/12/2025	87	446	57	70	1,605	484	67	1,077	354
4/11/2025	87	446	56	70	1,605	484	67	1,077	351
4/10/2025	88	446	56	70	1,605	484	67	1,077	351
4/9/2025	88	446	56	70	1,605	484	67	1,077	351
4/8/2025	87	446	57	70	1,605	484	67	1,077	351
4/7/2025	87	446	58	70	1,605	484	67	1,077	352
4/6/2025	87	446	56	70	1,605	484	66	1,077	371

# Weekly SLA Customer Report

Customer LLG\_Production  
Database ID 148



Harddisk Usage LLG\_ABSDB02

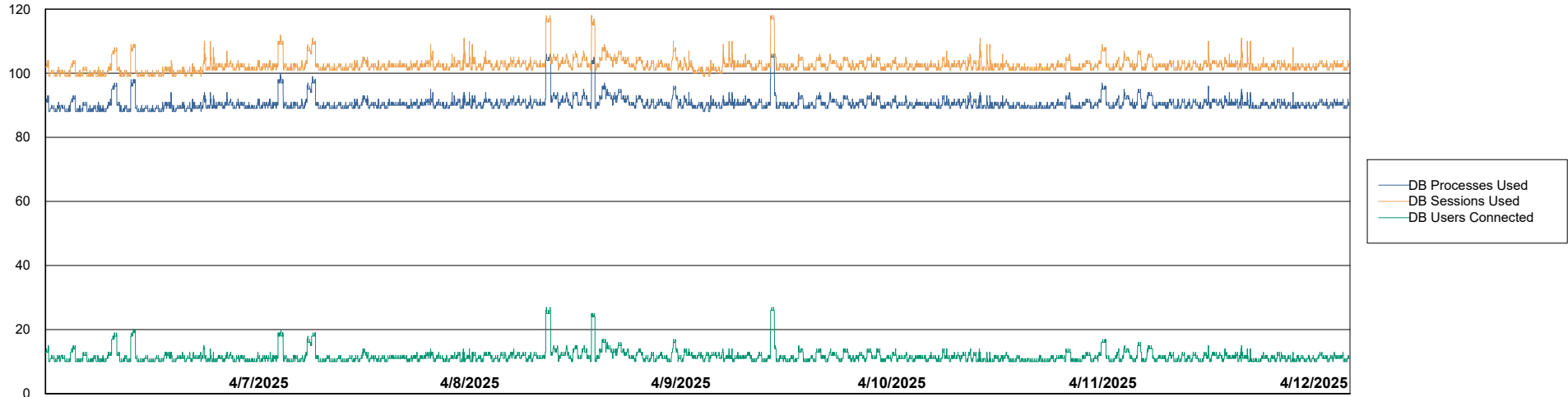
	Free disk space on C: (%)	Total disk space on C: (Gb)	Used disk space on C: (Gb)	Free disk space on D: (%)	Total disk space on D: (Gb)	Used disk space on D: (Gb)	Free disk space on E: (%)	Total disk space on E: (Gb)	Used disk space on E: (Gb)
4/12/2025	50	446	225	62	1,605	614	99	1,077	9
4/11/2025	50	446	224	62	1,605	614	99	1,077	13
4/10/2025	50	446	224	62	1,605	614	82	1,077	189
4/9/2025	50	446	224	62	1,605	614	83	1,077	187
4/8/2025	50	446	224	62	1,605	614	83	1,077	185
4/7/2025	51	446	219	62	1,605	614	83	1,077	186
4/6/2025	52	446	212	62	1,605	614	97	1,077	34

# Weekly SLA Customer Report

Customer LLG\_Production  
Database ID 148



Database Performance LLG\_ABSBI01\_BI\_PROD\_ABS1

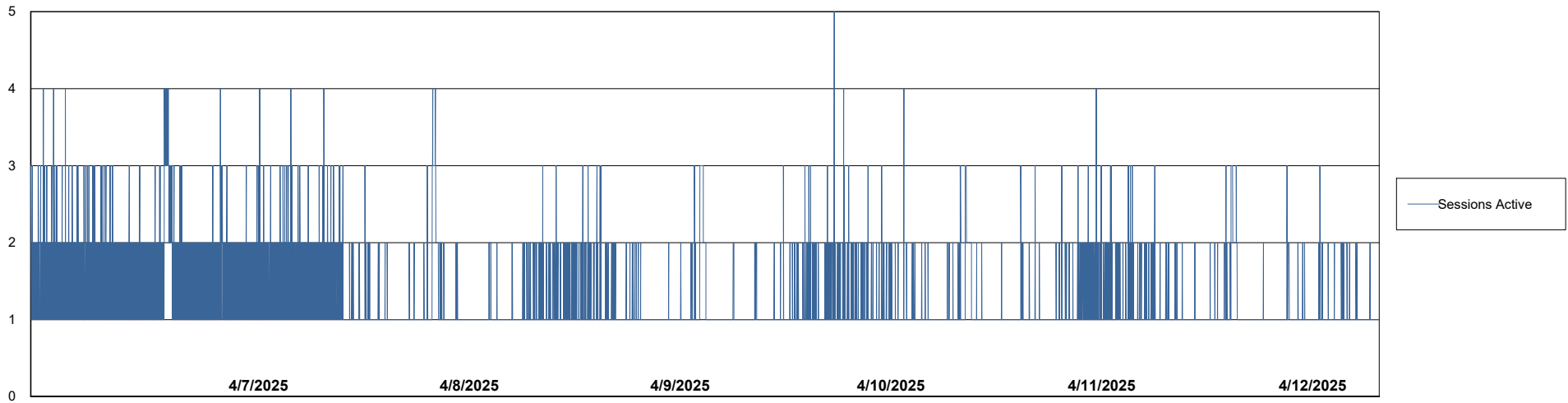
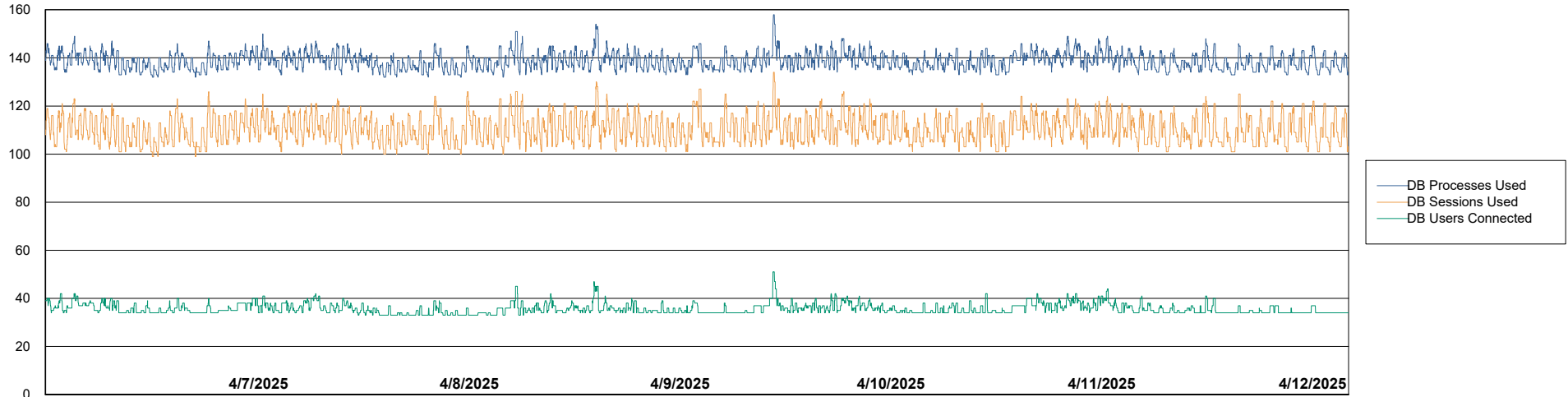


# Weekly SLA Customer Report

Customer LLG\_Production  
Database ID 148



## Database Performance LLG\_ABSDB01\_PROD\_ABS1



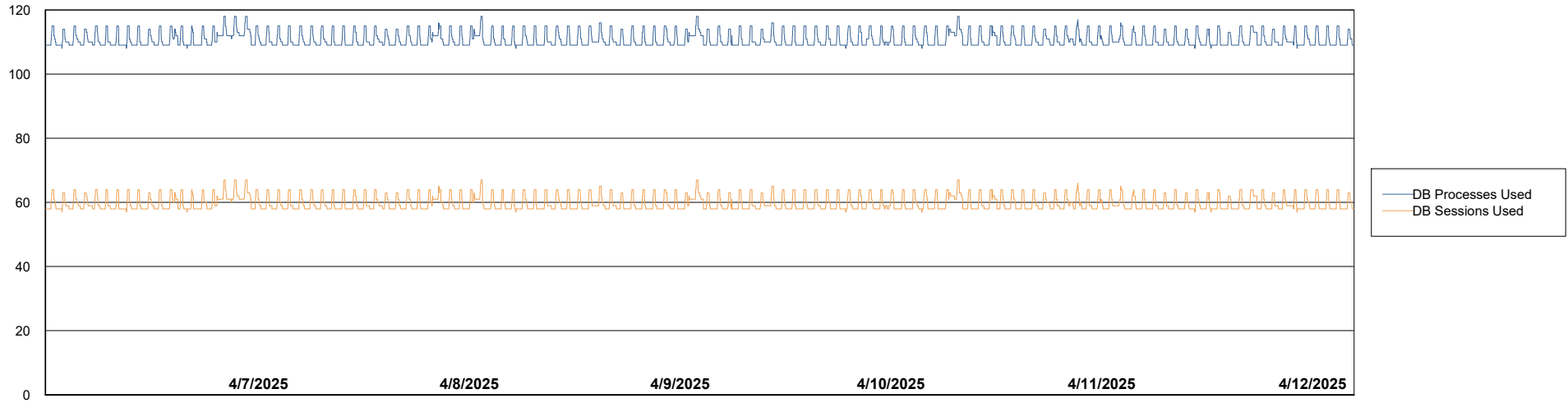
# Weekly SLA Customer Report

Customer LLG\_Production  
Database ID 148



Database Performance LLG\_ABSDB02\_PROD\_HSBABS1

DB Processes Max 0  
DB Processes Max 4  
DB Processes Max 300



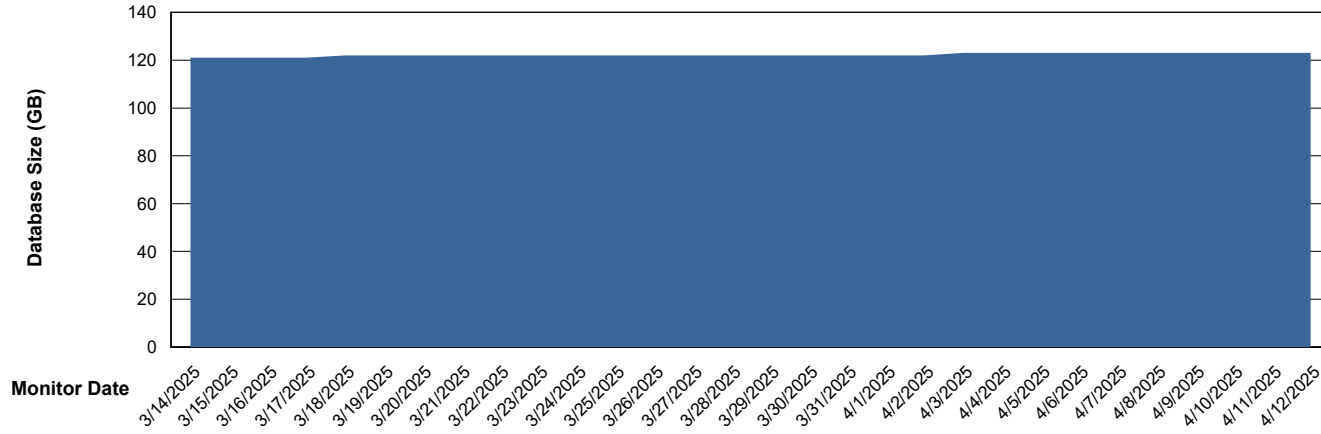
# Weekly SLA Customer Report

Customer LLG\_Production  
Database ID 148



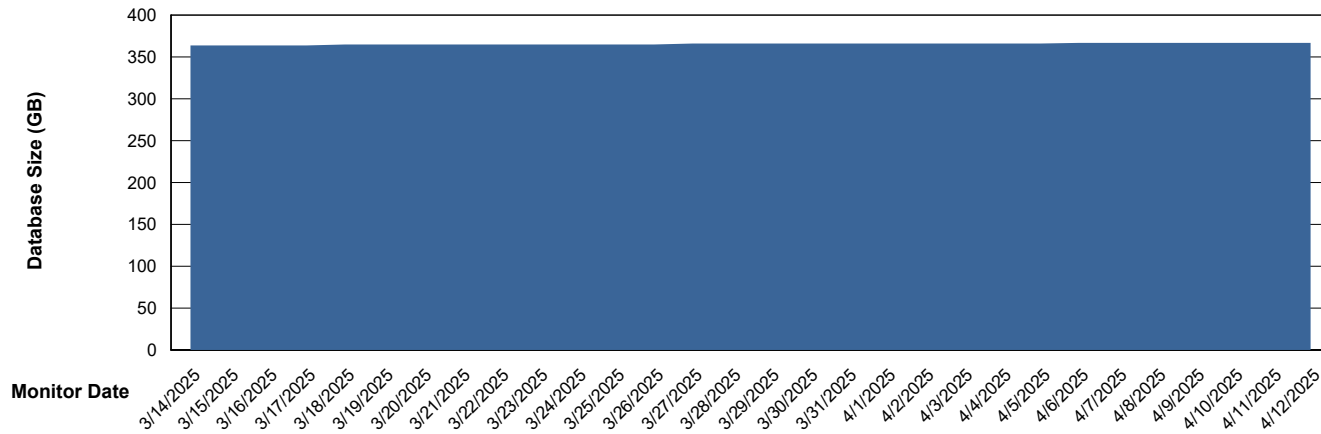
DATABASE SIZE LLG\_ABSBI01\_BI\_PROD\_ABS1

### Database growth over last month



DATABASE SIZE LLG\_ABSDB01\_PROD\_ABS1

### Database growth over last month



# Weekly SLA Customer Report

Customer      LLG\_Production  
Database ID    148



Database Tablespace      LLG\_ABSBI01\_BI\_PROD\_ABS1

Date	Tablespace Name	Filesize (Gb)	Usedsize (Gb)	Percentage free
4/12/2025	ABSDATA	64	50	22
	INDX	80	64	20
4/11/2025	ABSDATA	64	50	22
	INDX	80	64	20
4/10/2025	ABSDATA	64	50	22
	INDX	80	64	20
4/9/2025	ABSDATA	64	50	22
	INDX	80	64	20
4/8/2025	ABSDATA	64	50	22
	INDX	80	64	20
4/7/2025	ABSDATA	64	50	22
	INDX	80	64	20
4/6/2025	ABSDATA	64	50	22
	INDX	80	64	20

# Weekly SLA Customer Report

Customer LLG\_Production  
 Database ID 148



Database Tablespace LLG\_ABSD01\_PROD\_ABS1

Date	Tablespace Name	Filesize (Gb)	Usedsize (Gb)	Percentage free
4/12/2025	ABSDATA	188	150	20
	INDX	245	202	18
4/11/2025	ABSDATA	188	150	20
	INDX	245	202	18
4/10/2025	ABSDATA	188	150	20
	INDX	245	202	18
4/9/2025	ABSDATA	188	150	20
	INDX	245	202	18
4/8/2025	ABSDATA	188	150	20
	INDX	245	202	18
4/7/2025	ABSDATA	188	150	20
	INDX	245	202	18
4/6/2025	ABSDATA	188	150	20
	INDX	245	202	18

BI Status and last ETL error for LLG\_ABSBI01\_BI\_PROD\_ABS1

	Mon 7/4/2025	Tue 8/4/2025	Wed 9/4/2025	Thu 10/4/2025	Fri 11/4/2025	Sat 12/4/2025
<b>ABS DataWarehouse ETL Health</b>	OK	OK	OK	OK	OK	OK
<b>ABS DWHStaging ETL Health</b>	OK	OK	OK	OK	OK	OK

# Weekly SLA Customer Report

Customer LLG\_Production  
Database ID 148



BI last ETL error for	LLG_ABSBI01_BI_PROD_ABS1
-----------------------	--------------------------

Wed, 9-04-2025	None
Mon, 7-04-2025	None
Sat, 12-04-2025	None
Tue, 8-04-2025	None
Thu, 10-04-2025	None
Mon, 7-04-2025	None
Sat, 12-04-2025	None
Fri, 11-04-2025	None
Sun, 6-04-2025	None
Sun, 6-04-2025	None
Wed, 9-04-2025	None
Thu, 10-04-2025	None
Fri, 11-04-2025	None
Tue, 8-04-2025	None

# Weekly SLA Customer Report

Customer LLG\_Production  
Database ID 148



Standby Database Health LLG\_Production

### Recovery lag for last 7 days



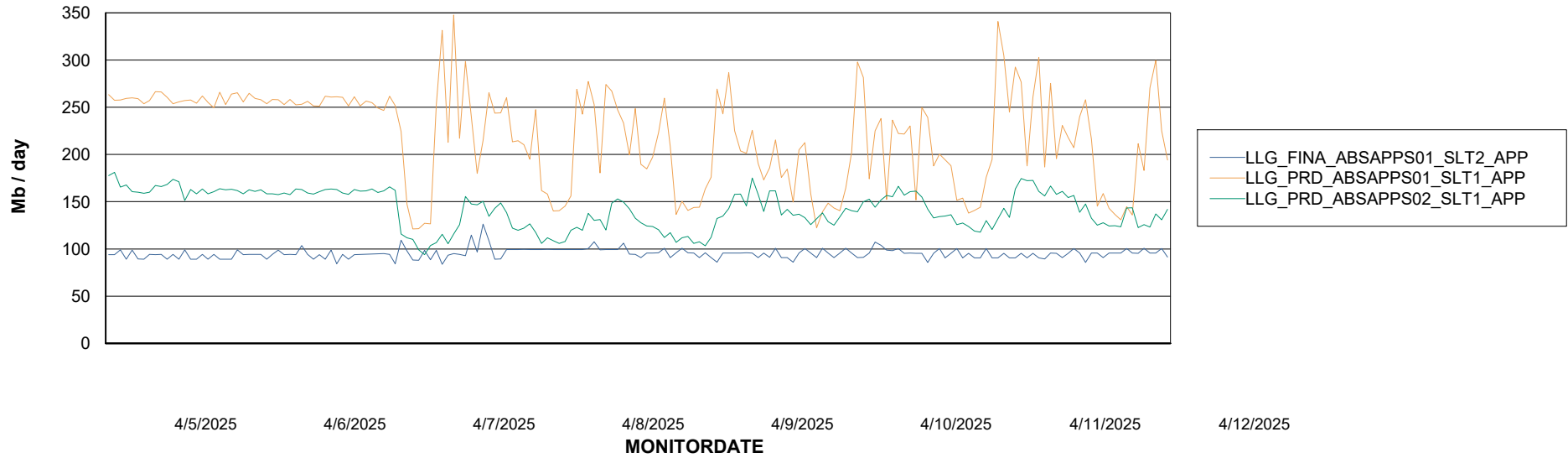
# Weekly SLA Customer Report

Customer LLG\_Production  
Database ID 148

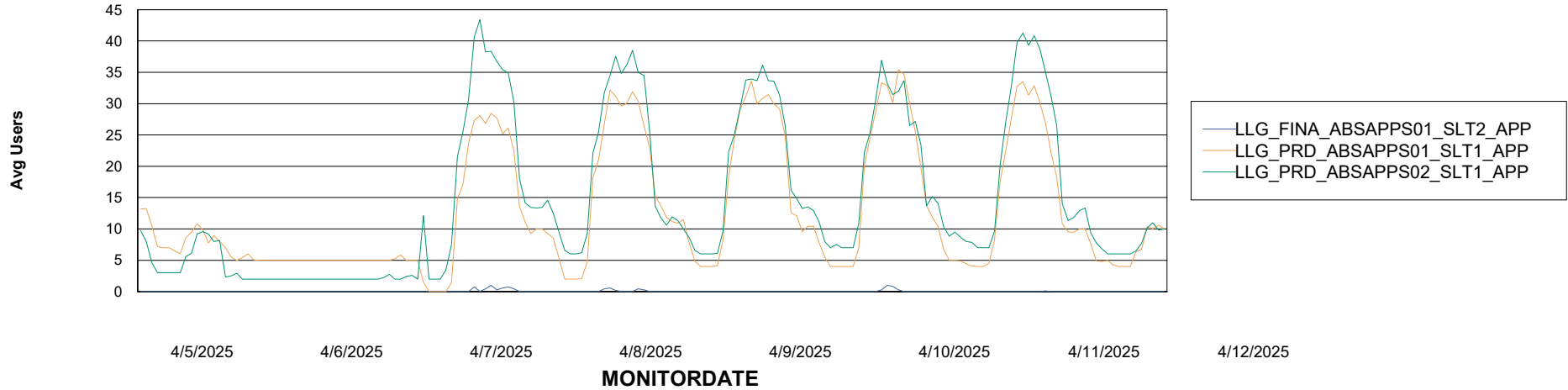


## ABSSolute Application Server Services

### Avg memory used per ABS Server Service



### Avg users per day per ABS server



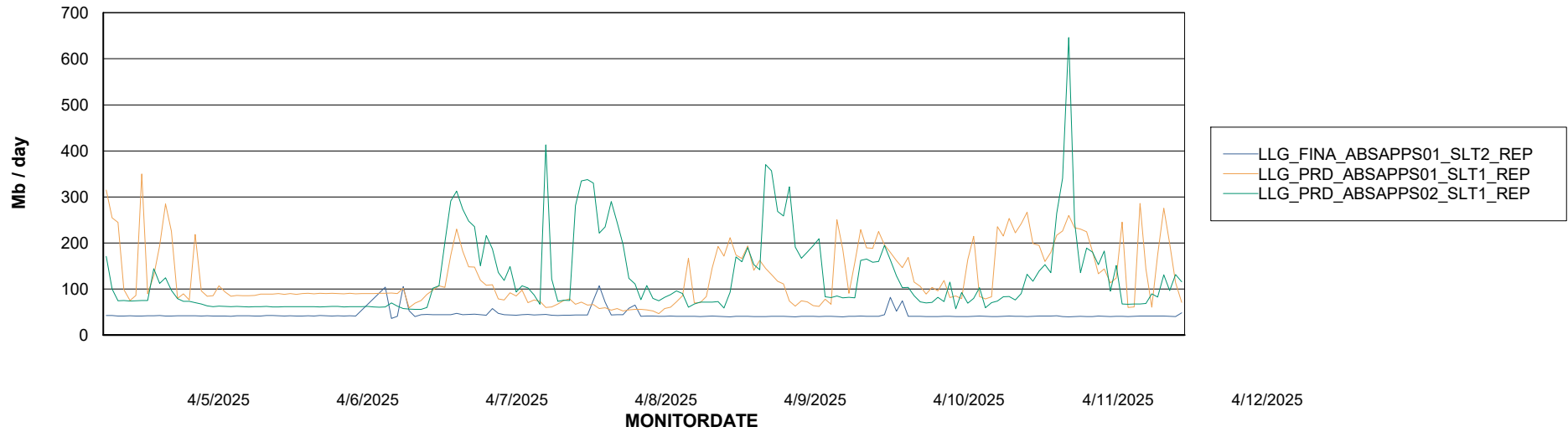
# Weekly SLA Customer Report

Customer LLG\_Production  
Database ID 148



## ABSSolute Application ReportServer Services

### Avg memory used per ReportServer Service



### Disaster per ABS component

